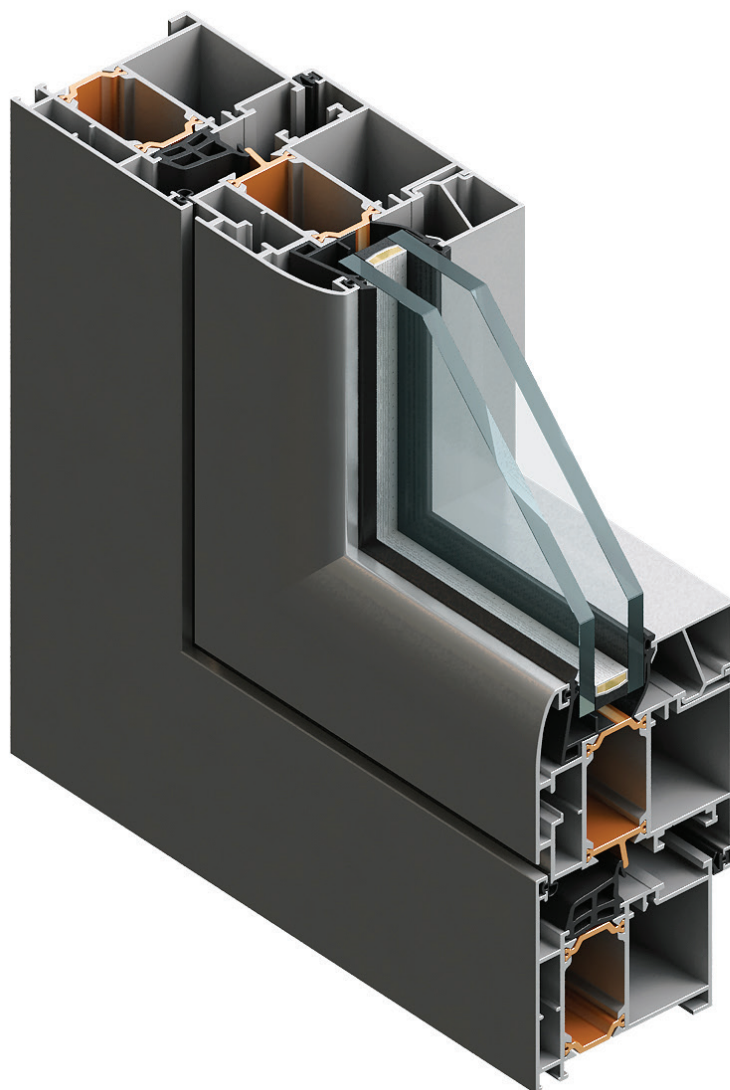


FEAL



TERM0 65

PROZORI I VRATA
WINDOWS AND DOORS

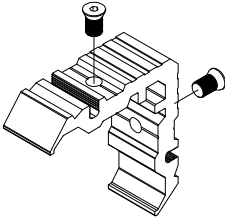
Knjiga B / *Book B*

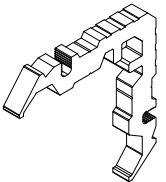
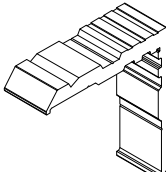
SADRŽAJ CONTENT

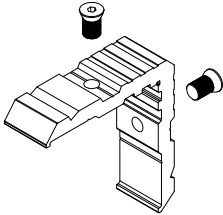
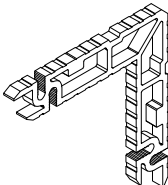
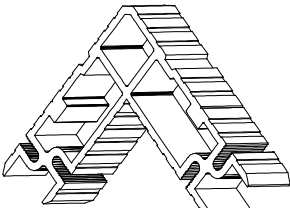

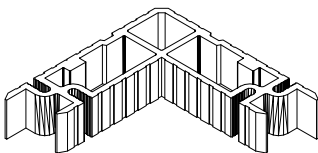

06	VEZNI ELEMENTI	204.06.001-010
06	CONNECTION ELEMENTS	204.06.001-010
07	PVC ELEMENTI	204.07.001-008
07	PVC ELEMENTS	204.07.001-008
08	MEHANIZMI	204.08.001-088
08	MECHANISMS	204.08.001-088
09	BRTVILA	204.09.001-008
09	GASKETS	204.09.001-008
10	DODACI	204.10.001-010
10	ACCESSORIES	204.10.001-010
11	OBRADA I MONTAŽA	204.11.001-324
11	PROCESSING AND MONTAGE	204.11.001-324
12	REZNE LISTE	204.12.001-024
12	CUTTING LISTS	204.12.001-024

Vezni elementi

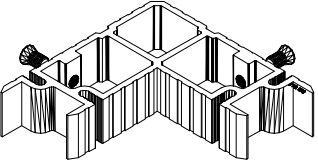
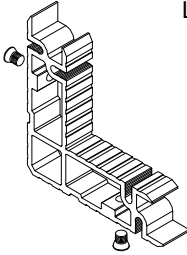
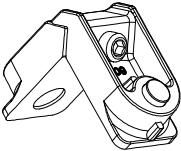
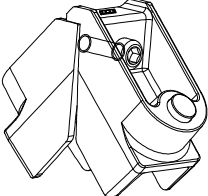
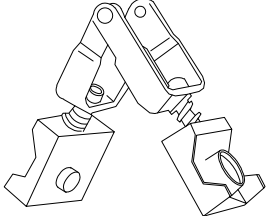
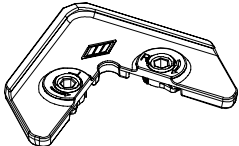
Connection elements

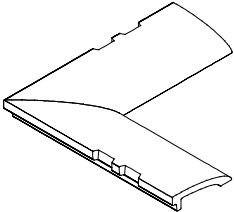
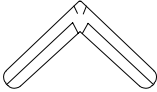

Oznaka Code	Izgled-presjek View- cross section	Opis Description	Materijal Material	Napomena Remark
710.461	 <p>l=28.5mm</p>	<ul style="list-style-type: none"> - Kutna spojnica za komoru 29x8.4 - Za profile: FT-0236, FT-0239, FT-0241 - Corner bracket for chamber 29x8.4 - For profiles: FT-0236, FT-0239, FT-0241 	Al.	
710.443	 <p>l=9.3mm</p>	<ul style="list-style-type: none"> - Kutna spojnica za komoru 9.8x13 - Za profile: FT-0203, FT-0221, FT-0248, FT-0236, FT-0239, FT-0241 - Corner bracket for chamber 9.8x13 - For profiles: FT-0203, FT-0221, FT-0248, FT-0236, FT-0239, FT-0241 	Al.	
710.450	 <p>l=28.5mm</p>	<ul style="list-style-type: none"> - Kutna spojnica za komoru 29x15.2 - Za profile: FT-0203, FT-0221, FT-0248, FT-0287, FT-0223, FT-0234, FT-0210 - Corner bracket for chamber 29x15.2 - For profiles: FT-0203, FT-0221, FT-0248, FT-0287, FT-0223, FT-0234, FT-0210 	Al.	
710.458	 <p>l=28.5mm</p> <p>M8x13</p>	<ul style="list-style-type: none"> - Kutna spojnica za komoru 29x15.2 - Za profile: FT-0203, FT-0221, FT-0248, FT-0287, FT-0223, FT-0234, FT-0210 - Corner bracket for chamber 29x15.2 - For profiles: FT-0203, FT-0221, FT-0248, FT-0287, FT-0223, FT-0234, FT-0210 	Al.	
710.503	 <p>l=7.1mm</p>	<ul style="list-style-type: none"> - Kutna spojnica za komoru 7.5x15.1 - Za profil: FT-0287 - Corner bracket for chamber 7.5x15.1 - For profiles: FT-0287 	Al.	
710.469	 <p>l=28.5mm</p>	<ul style="list-style-type: none"> - Kutna spojnica za komoru 29x16.5 - Za profil: FT-0261 - Corner bracket for chamber 29x16.5 - For profiles: FT-0261 	Al.	

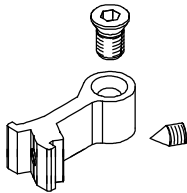
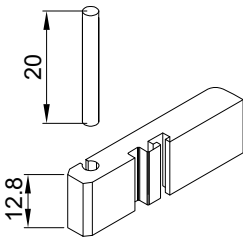
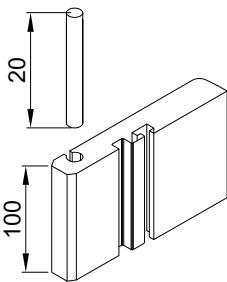
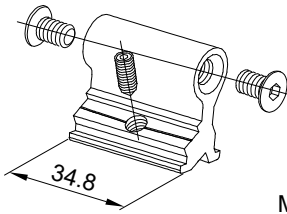
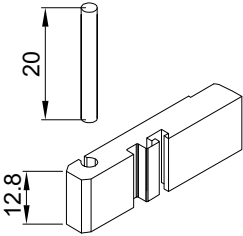
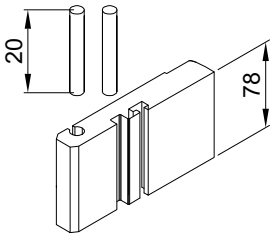
Oznaka Code	Izgled-presjek View- cross section	Opis Description	Materijal Material	Napomena Remark
710.452	 l=7 mm	- Kutna spojnica za komoru 7.3 x 16.5 - Za profile: FT-0201, FT-0274, FT-0218, FT-0231, FT-0261 -Corner bracket for chamber 7.3 x16.5 -For profiles: FT-0201, FT-0274, FT-0218, FT-0231, FT-0261	Al.	
710.453	 l=9.3 mm	- Kutna spojnica za komoru 9.8 x 16.5 - Za profile: FT-0204, FT-0244, FT-0246, FT-0210 -Corner bracket for chamber 9.8 x16.5 -For profiles: FT-0204, FT-0244, FT-0246, FT-0210	Al.	
710.454	 l=15 mm	- Kutna spojnica za komoru 15.5 x 16.5 - Za profile: FT-0224, FT-0229, FT-0234, FT-0220, FT-0219 -Corner bracket for chamber 15.5 x16.5 -For profiles: FT-0224, FT-0229, FT-0234, FT-0220, FT-0219	Al.	
710.459	 l=15 mm M8x13	- Kutna spojnica za komoru 15.5 x 16.5 - Za profile: FT-0224, FT-0229, FT-0234, FT-0220, FT-0219 -Corner bracket for chamber 15.5 x16.5 -For profiles: FT-0224, FT-0229, FT-0234, FT-0220, FT-0219	Al.	
710.479	 l=28.5 mm	- Kutna spojnica za komoru 29 x 8.4 - Za profile: FT-0236, FT-0239, FT-0296, -Corner bracket for chamber 29 x 8.4 -For profiles: FT-0236, FT-0239, FT-0296,	Al.	
725.712	 l=26 mm	- Kutna spojnica za komoru 26.5 x 10.6 - Za profile: FT-0290 -Corner bracket for chamber 26.5 x 10.6 -For profiles: FT-0290	Al.	

Oznaka Code	Izgled-presjek View- cross section	Opis Description	Materijal Material	Napomena Remark
725.711	 l=26 mm	- Kutna spojnica za komoru 26.5 x 10.6 - Za profile: FT-0290 - Corner bracket for chamber 26.5 x 10.6 - For profiles: FT-0290	Al.	
725.705	 l=8 mm	- Kutna spojnica za komoru 8.5 x 25.2 - Za profile: FT-0608, FT-0290 - Corner bracket for chamber 8.5 x 25.2 - For profiles: FT-0608, FT-0290	Al.	
710.059	 L=28.5 mm	- Kutna spojnica za komoru 29x35,5 - Stara oznaka K-0795 - Corner bracket for chamber 29x35,5 - Former code K-0795	Al.	
710.072	 L=28.5 mm M8x13	- Kutna spojnica za komoru 29x35,5 - Stara oznaka K-0795 - Corner bracket for chamber 29x35,5 - Former code K-0795	Al.	
710.172	 L=147 mm	- Kutna spojnica za komoru 15,3x35,3 - Corner bracket for chamber 15,3x35,3	Al.	
710.099	 L=28.4 mm M8x13	- Kutna spojnica za komoru 29x35.5-nesimetrična - Corner bracket for chamber 29x35.5-asymmetric	Al.	

Oznaka Code	Izgled-presjek View- cross section	Opis Description	Materijal Material	Napomena Remark
710.189	 <p>L=7.5 mm</p>	- Kutna spojnica za komoru 8.3 x35.2 - Corner bracket for chamber 8.3 x35.2	Al.	
710.214	 <p>L=26.9 mm</p> <p>M8x13</p>	- Kutna spojnica za komoru 27.4x35.2 - Corner bracket for chamber 27.4x35.2	Al.	
710.425	 <p>L=11.4 mm</p>	- Kutna spojnica za komoru 11.8x35.3 - Corner bracket for chamber 11.8x35.3	Al.	
710.216	 <p>L=7.1 mm</p>	- Kutna spojnica za komoru 7.5x29.9 - Corner bracket for chamber 7.5x29.9	Al.	
710.215	 <p>L=28 mm</p> <p>M8x13</p>	- Kutna spojnica za komoru 28.5x29.9 - Corner bracket for chamber 28.5x29.9	Al.	
710.062	 <p>L=28mm</p>	- Kutna spojnica za komoru 28.5 x 46.5 - Za profile: FT-0275H, FT-0279H i FT-0291H - Corner bracket for chamber 28.5 x46.5 - For profiles: FT-0275H, FT-0279H and FT-0291H	Al.	

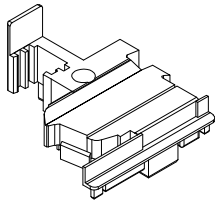
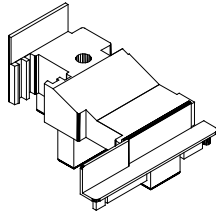
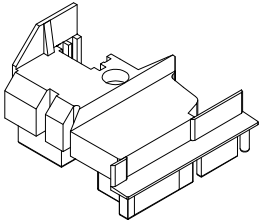
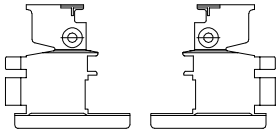
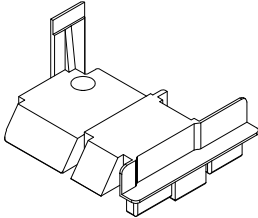
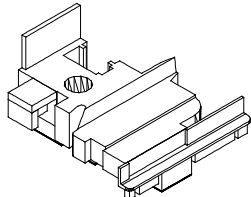
Oznaka Code	Izgled-presjek View- cross section	Opis Description	Materijal Material	Napomena Remark
710.133	 <p>L=28.1 mm</p> <p>M8x13</p>	- Kutna spojnica za komoru 28,8x46,6 - Corner bracket for chamber 28,8x46,6	Al.	
710.211	 <p>L=23 mm</p> <p>M8x13</p>	- Kutna spojnica za komoru 23.5 x 35.5 - Za profile: FT-0268 - Corner bracket for chamber 23.5 x35.5 - For profiles: FT-0268	Al.	
730.008		- Kutna spojnica prozora-za komoru 29x15.2 - Stara oznaka: 0409 ,1001 - Corner bracket of window -for bracket 29x15.2 - Former code: 0409 ,1001	Zamak #3	
730.009		- Kutna spojnica prozora -za komoru 29x35.5 - Stara oznaka: 4004 ,2001 - Corner bracket of window -for bracket 29x35.5 - Former code: 4004 ,2001	Zamak #3	
731.001		- Kutna spojnica za promjenjiv kut za komoru 29x15.2 - Stara oznaka: 0909 - Corner bracket for variable angle for chamber 29x15.2 - Former code: 0909	Zamak #3	
731.010		- Kutna spojnica za komoru 1.6x19.2 - Stara oznaka 2019/500 - Corner bracket for chamber 1.6x19.2 - Former code 2019/500	Zamak #3	

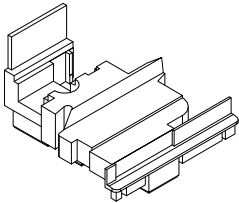
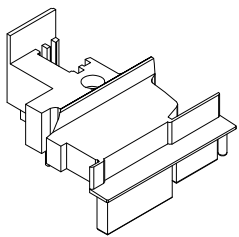
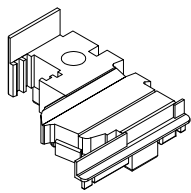
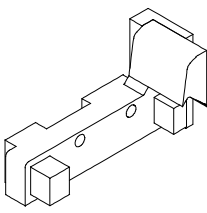
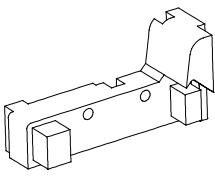
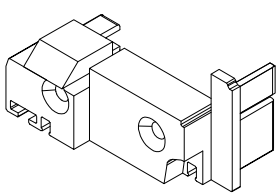
Oznaka Code	Izgled-presjek View- cross section	Opis Description	Materijal Material	Napomena Remark
730.005		<ul style="list-style-type: none"> - Kutna spojnica za komoru 4x27.5 - Stara oznaka: K65-01 - Corner bracket for chamber 4x27.5 - Former code: K65-01 	Zamak #3	
730.001		<ul style="list-style-type: none"> - Kutna spojnica za komoru 1.7x4.7 - Stara oznaka: G112 - Corner bracket for chamber 1.7x4.7 - Former code: G112 	Inox	
730.002		<ul style="list-style-type: none"> - Kutna spojnica za komoru 1.7x4.7 - Stara oznaka: G112/A - Corner bracket for chamber 1.7x4.7 - Former code: G112/A 	Inox	

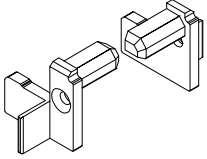
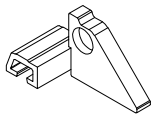
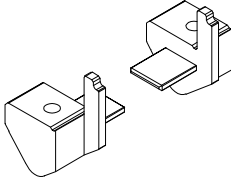
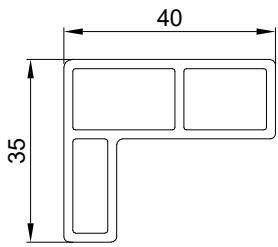
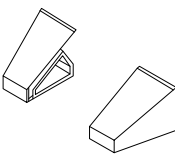
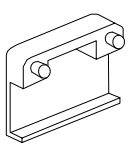
Oznaka Code	Izgled-presjek View- cross section	Opis Description	Materijal Material	Napomena Remark
710.066	 <p>M8x13 inbus M6x10</p>	<ul style="list-style-type: none"> - Veznik (L=14.7mm) - Stara oznaka E-200 - Connector (L=14.7mm) - Former code E-200 	Al.	
710.069		<ul style="list-style-type: none"> - Dodatni veznik za prečku (prečka-ram) - Stara oznaka DV-011 - Extra connector for mullion (mullion-frame) - Former code DV-011 	Al.	
710.070		<ul style="list-style-type: none"> - Dodatni veznik za prečku (prečka-ram) - Stara oznaka DV-012 - Extra connector for mullion (mullion-frame) - Former code DV-012 	Al.	
710.179	 <p>M8x13 inbus M6x10</p>	<ul style="list-style-type: none"> - Veznik (L=34.8mm) - Radi se iz profila F-45052/A - Connector (L=34.8mm) - Made out of profile F-45052/A 	Al.	
710.154		<ul style="list-style-type: none"> - Dodatni veznik prečke za prečku - Extra connector between vertical and horizontal crossbar 	Al.	
710.180		<ul style="list-style-type: none"> - Dodatni veznik za profil FT-0265(prečka-prečka) - Prema predlošku veznika 710.154 - Extra connector for profile FT-0265(vertical-horizontal crossbar) - As per connector 710.154 template 	Al.	

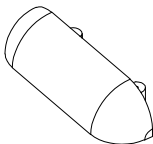
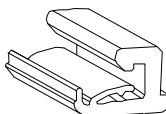
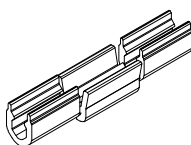
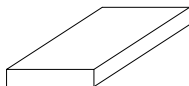


Oznaka Code	Izgled-presjek View- cross section	Opis Description	Materijal Material	Napomena Remark
710.181		<ul style="list-style-type: none"> - Dodatni veznik za profil FT-0265 (prečka-ram) - Prema predlošku veznika 710.069 - Extra connector for profile FT-0265 (mullion-frame) -As per connector 710.069 template 	Al.	
710.182		<ul style="list-style-type: none"> - Dodatni veznik za profil FT-0264 (prečka-prečka) - Prema predlošku veznika 710.154 - Extra connector for profile FT-0264 (vertical-horizontal crossbar) -As per connector 710.154 template 	Al.	
710.183		<ul style="list-style-type: none"> - Dodatni veznik za profil FT-0264 (prečka-ram) - Prema predlošku veznika 710.069 - Extra connector for profile FT-0264 (mullion-frame) - As per connector 710.069 template 	Al.	
710.184		<ul style="list-style-type: none"> - Dodatni veznik za profil FT-0207 (prečka-prečka) - Prema predlošku veznika 710.154 - Extra connector for profile FT-0207 (vertical-horizontal crossbar) - As per connector 710.154 template 	Al.	
710.209		<ul style="list-style-type: none"> - Dodatni veznik za profil FT-0243HF (prečka-ram) - Extra connector for profile FT-0243HF (mullion-frame) 	Al.	
710.212		<ul style="list-style-type: none"> -Dodatni veznik za profile krila FT-0275H i FT-0279 prema prečki -Extra connector for sash profiles FT-0275H i FT-0279 towards mullion 	Al	

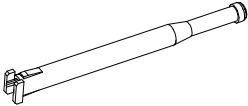
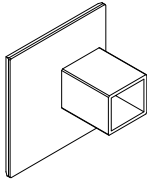
Pvc elementi Pvc elements

OZNAKA CODE	Izgled-presjek View-cross section	Opis Description	Materijal Material	Napomena Description
365.063		-Umetak profila za okretanje FT-0286 - prema profilu krila prozora - otvaranje unutra -Koristi se kod okivanja pomoćnog krila, za smještanje kutne pogonske spojnice -Turning insert for profile FT-0286 towards sash profile - inside opening -Used in support sash hardware assembly, for placement of corner driving clip	Tvrda guma Hard rubber	
365.048		- Umetak profila za okretanje FT-0211-A - prema profilu krila vrata -otvaranje unutra - Turning insert for profile FT-0211/A- towards sash profile -inside opening	Tvrda guma Hard rubber	
365.065		-Umetak profila za okretanje FT-0281 - prema profilu krila vrata FT-0279-otvaranje vani -Turning insert for profile FT-0281- towards sash profile FT-0279 -outside opening	Tvrda guma Hard rubber	
364.004		- Umetak profila za okretanje FT-0213 prema profilu krila vrata - otvaranje vani - Stara oznaka ZK85-02 -Turning insert for profile FT-0213- towards sash profile -outside opening - Former code ZK85-02	Tvrda guma Hard rubber	
363.068		- Umetak profila za okretanje FT-0213/A prema profilu krila vrata FT-0219 - otvaranje vani -Turning insert for profile FT-0213/A- towards sash profile FT-0219-outside opening	Tvrda guma Hard rubber	
365.035		-Umetak profila za okretanje FT-0237 - otvaranje unutra - (pvc okov) -Insert for profile FT-0237 - inside opening (profiles for pvc hardware)	Tvrda guma Hard rubber	

OZNAKA CODE	Izgled-presjek View-cross section	Opis Description	Materijal Material	Napomena Description
365.043		<ul style="list-style-type: none"> -Umetak profila za okretanje FT-0237 - otvaranje unutra - (pvc okov) -Za ključanje pom.krila u više točaka -Insert for profile FT-0237 - inside opening (profiles for pvc hardwer) -To lock the auxiliary sash in multiple points 	Tvrda guma Hard rubber	
363.080		<ul style="list-style-type: none"> -Umetak profila za okretanje FT-0277 - prema profilu krila vrata FT-0275-otvaranje unutra -Turning insert for profile FT-0277- towards sash profile FT-0275-inside opening 	Tvrda guma Hard rubber	
363.001		<ul style="list-style-type: none"> - Umetak profila za okretanje FT-0211- prema profilu krila prozora- otvaranje unutra - Stara oznaka ZK85-01 - Turning insert for profile FT-0211- towards sash profile - inside opening - Former code ZK85-01 	Tvrda guma Hard rubber	
365.009		<ul style="list-style-type: none"> - Umetak za profil FT-0223 prema FT-0201 - otvaranje unutra - Insert for profile FT-0223 towards FT-0201- inside opening 	Tvrda guma Hard rubber	
365.010		<ul style="list-style-type: none"> -Umetak za profil FT-0223 prema FT-0220 - otvaranje vani -Insert for profile FT-0223 towards FT-0220- outside opening 	Tvrda guma Hard rubber	
363.050		<ul style="list-style-type: none"> -Umetak za profil FT-0288 -Insert for profile FT-0288 	Tvrda guma Hard rubber	

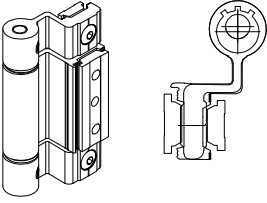
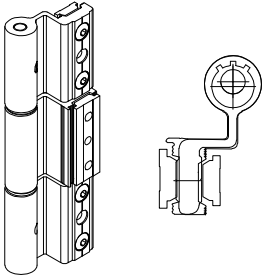
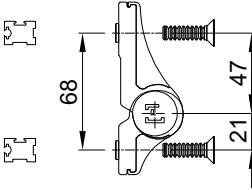
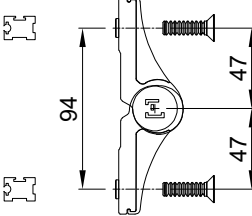
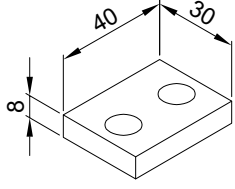
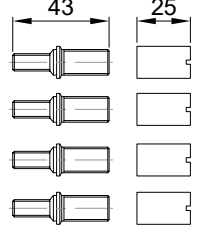
OZNAKA CODE	Izgled-presjek View-cross section	Opis Description	Materijal Material	Napomena Description
363.065		-Umetak za profil F-1483 -Insert for profile F-1483	Tvrda guma Hard rubber	
373.055		-Umetak za profil F-1567 -Insert for profile F-1567	Tvrda guma Hard rubber	
363.079		- Umetak za profil F-1661 - Insert for profile F-1661		
374.037		- Profil za ugradnju - Stara oznaka PI-110 - Profile for installation - Former code PI-110	PVC	
373.002		- Umetak za profil okapnice Z40-657 - Stara oznaka PRO 23 - Insert for drip profile Z40-657 - Former code PRO 23	PVC	
373.003		- Maska za drenažni otvor - Stara oznaka: 2328 - Mask cap for drainage hole - Former code: 2328	PVC	

OZNAKA CODE	Izgled-presjek View-cross section	Opis Description	Materijal Material	Napomena Description									
370.070.01 03		<ul style="list-style-type: none">- Maska sa klapnom za drenažni otvor- Oznaka proizvođača Master: 2145- Boje: 01- bijela; 03 - crna- Drainage slot mask with a flap- Manufacturer code Master: 2145- Color: 01- white; 03 - black	PVC										
374.002		<ul style="list-style-type: none">- Umetak profila za stakljenje- Stara oznaka: GT 134- Insert for glazing profiles- Former code: GT 134	PVC										
375.048		<p>Kopča za profil Clamp for profile</p>	PVC										
370.000 370.001 370.002		<table><tr><td>- Podmetači za staklo</td><td>3 mm</td><td>370.000</td></tr><tr><td>- Glass pads</td><td>5 mm</td><td>370.001</td></tr><tr><td></td><td>7 mm</td><td>370.002</td></tr></table>	- Podmetači za staklo	3 mm	370.000	- Glass pads	5 mm	370.001		7 mm	370.002	PVC	
- Podmetači za staklo	3 mm	370.000											
- Glass pads	5 mm	370.001											
	7 mm	370.002											
370.023		<ul style="list-style-type: none">-PVC čep za maskiranje rupe Ø10 mm-Stara oznaka: pvc maskirni čep-PVC cap for drilled hole Ø10 mm-Former code: pvc maskirni čep	PVC										
370.024		<ul style="list-style-type: none">-PVC čep za maskiranje rupe Ø12 mm-Stara oznaka: pvc maskirni čep-PVC cap for drilled hole Ø12 mm-Former code: pvc maskirni čep	PVC										

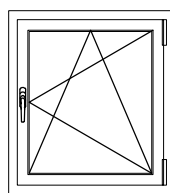
OZNAKA CODE	Izgled-presjek View-cross section	Opis Description	Materijal Material	Napomena Description
360.009		- Sustav odvodnje kapljevina Monodrain - Drainage system Monodrain		
373.054		- Gornji čep okomice francuskog balkona - Upper cover cap of french balcony profile	PVC	

Mehanizmi Mechanisms

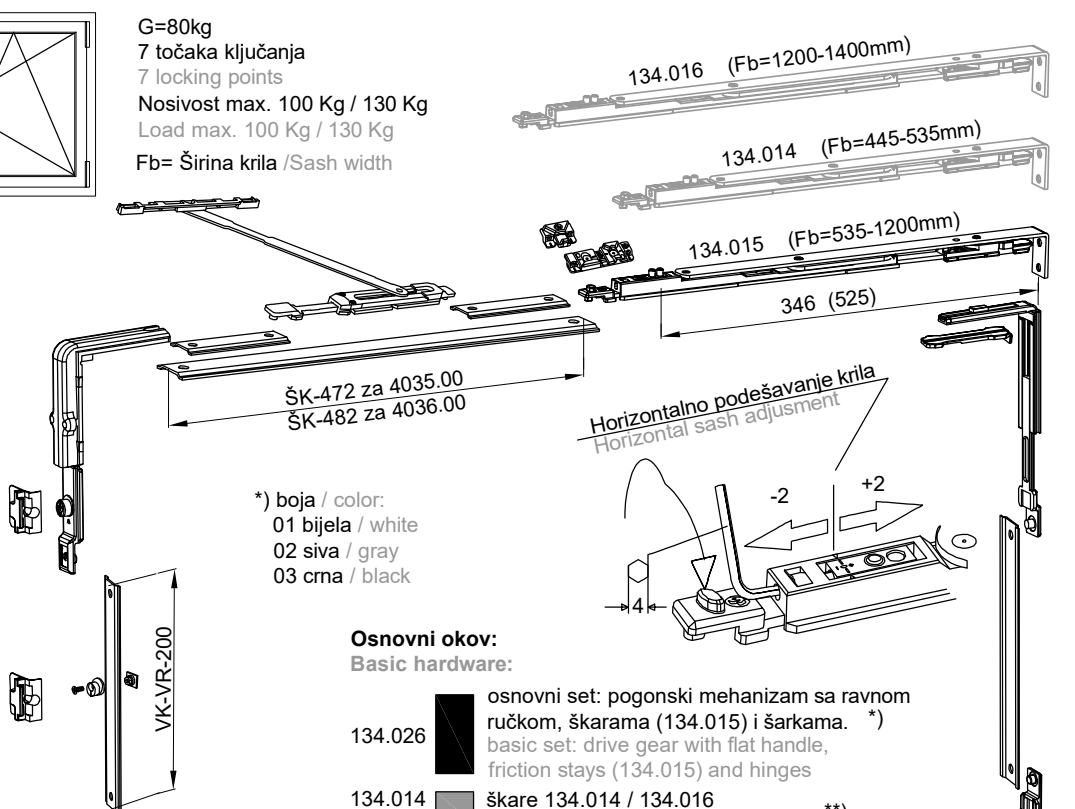
Oznaka Code	Izgled-presjek View-cross section	Opis Description	Materijal Material	Napomena Remark
111.001.01 02 03		<ul style="list-style-type: none"> - Dvodijelna šarka EURO ŽLIJEB - Boje: 01- bijela; 02 - siva;03 - crna - Two-part hinge EURO GROOVE - Color: 01- white; 02 - gray;03 - black 		
111.002.01 02 03		<ul style="list-style-type: none"> - Trodjelna šarka EURO ŽLIJEB - Boje: 01- bijela; 02 - siva;03 - crna - Three-part hinge EURO GROOVE - Color: 01- white; 02 - gray;03 - black 		
111.003.01 02 03		<ul style="list-style-type: none"> - Dvodijelna šarka-vani EURO ŽLIJEB - Boje: 01- bijela; 02 - siva;03 - crna - Two-part hinge-outside EURO GROOVE - Color: 01- white; 02 - gray;03 - black 		
111.004.01 02 03		<ul style="list-style-type: none"> - Trodjelna šarka-vani EURO ŽLIJEB - Boje: 01- bijela; 02 - siva;03 - crna - Three-part hinge-outside EURO GROOVE - Color: 01- white; 02 - gray;03 - black 		
114.001.01 02 03		<ul style="list-style-type: none"> - Dvodijelna šarka-EURO ŽLIJEB - Oznaka proizvođača Stublina: 2006.00.310 -bijela 315 -siva 313 -crna - Boje: 01- bijela; 02 - siva;03 - crna - Two-part hinge-EURO GROOVE - Manufacturer code Stublina: 2006.00.310 -white 315 -gray 313 -black - Color: 01- white; 02 - gray;03 - black 		
114.004.01 02 03		<ul style="list-style-type: none"> - Dvodijelna šarka-EURO ŽLIJEB - Oznaka proizvođača Stublina: 2024.00.310 -bijela 315 -siva 313 -crna - Boje: 01- bijela; 02 - siva;03 - crna - Two-part hinge-EURO GROOVE - Manufacturer code Stublina: 2024.00.310 -white 315 -gray 313 -black - Color: 01- white; 02 - gray;03 - black 		

Oznaka Code	Izgled-presjek View-cross section	Opis Description	Materijal Material	Napomena Remark
114.005.01 02 03		<ul style="list-style-type: none"> - Trodijelna šarka-<i>EURO ŽLIJEB</i> - Oznaka proizvođača Stublina: 2129.00.310 -bijela 315 -siva 313 -crna - Boje: 01- bijela; 02 - siva;03 - crna - Three-part hinge-<i>EURO GROOVE</i> - Manufacturer code Stublina: 2129.00.310 -white 315 -gray 313 -black - Color: 01- white; 02 - gray;03 - black 		
114.006.01 02 03		<ul style="list-style-type: none"> - Trodijelna šarka-<i>EURO ŽLIJEB</i> - Oznaka proizvođača Stublina: 2124.00.310 -bijela 315 -siva 313 -crna - Boje: 01- bijela; 02 - siva;03 - crna - Three-part hinge-<i>EURO GROOVE</i> - Manufacturer code Stublina: 2124.00.310 -white 315 -gray 313 -black - Color: 01- white; 02 - gray;03 - black 		
113.009.01 02 03		<ul style="list-style-type: none"> - Dvodijelna šarka OSNO 68 - Oznaka proizvođača ALU-B: Max3D 68 - Boje: 01- bijela; 02 - siva;03 - crna - Two-part hinge OSNO 68 - Manufacturer code ALU-B: Max3D 68 - Color: 01- white; 02 - gray;03 - black 	Al. Čelik Steel	
113.011.01 02 03		<ul style="list-style-type: none"> - Dvodijelna šarka OSNO 94 - Oznaka proizvođača ALU-B: Max3D 94 - Boje: 01- bijela; 02 - siva;03 - crna - Two-part hinge OSNO 94 - Manufacturer code ALU-B: Max3D 94 - Color: 01- white; 02 - gray;03 - black 	Al. Čelik Steel	
113.016.01 02 03		<ul style="list-style-type: none"> - Podložna pločica d=8mm - Oznaka proizvođača ALU-B: 02108 - Boje: 01- bijela; 02 - siva;03 - crna - Washer plate d=8mm - Manufacturer code ALU-B: 02108 - Color: 01- white; 02 - gray;03 - black 	Al.	
113.012		<ul style="list-style-type: none"> - Set za TERMO 65 - Set za dvodijelnu šarku (Max3D xx) - Set for TERMO 65 - Set for two-part hinge (Max3D xx) 		

OTKLOPNO-ZAOKRETNI MEHANIZAM - STUBLINA (art.4135.00) TILT-TURN MECHANISM - STUBLINA (art.4135.00)



G=80kg
7 točaka ključanja
7 locking points
Nosivost max. 100 Kg / 130 Kg
Load max. 100 Kg / 130 Kg
Fb= Širina krila / Sash width



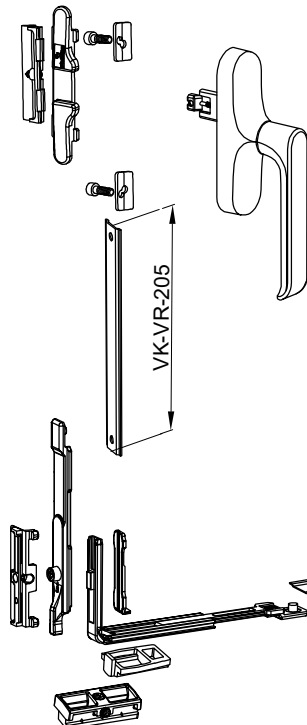
**) Napomena / Remark:

- Škare 134.015 (za širinu krila Fb=535-1200mm) se nalaze u osnovnom setu (134.000).
- Škare za veće ili manje širine krila od 535-1200mm se posebno biraju
- Friction stays 134.015 (for sash width Fb=535-1200mm) are in the basic set (134.000).
- Friction stays for larger or smaller widths from 535-1200mm are specially selected

Dodatni okov:

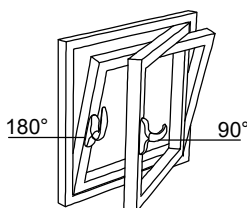
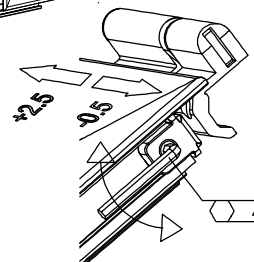
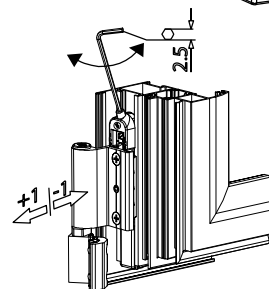
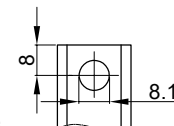
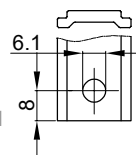
Additional hardware:

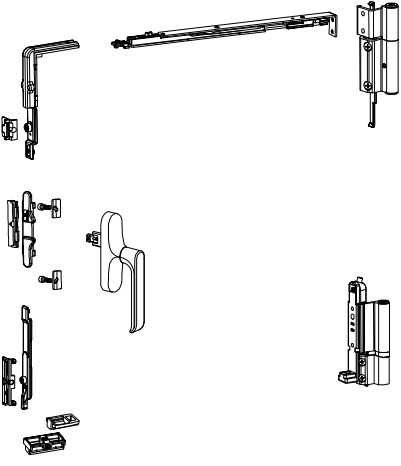
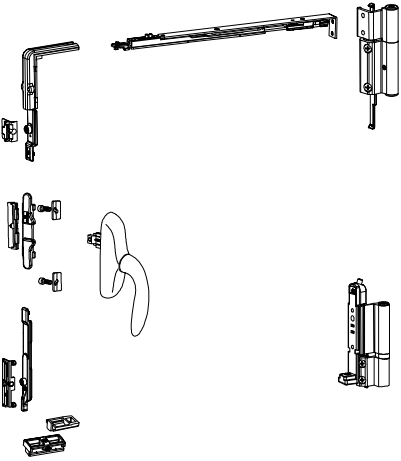


- 134.002 dodatni set ključanja po širini i visini
additional set for horizontal and vertical locking
- 134.003 dodatne škare za krila većih dimenzija
additional friction stays for sash with larger sizes
- 134.004 dodatno ključanje
134.005 additional locking
- 134.024 dodatni umetak gornje šarke za nosivost do 130kg
additional upper hinge insert for weight load up to 130kg
- klizač
slide profile

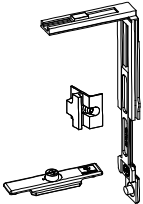
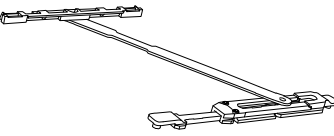
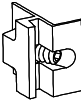
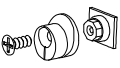
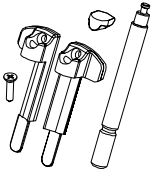


Na krajevima pogonskih letvi izbušiti otvore po dimenzijama prema detalju:
On the ends of driving rails drill holes according to the detail dimensions:

Ako se koriste adapteri na krajevima pogonskih letvi izbušiti otvore po dimenzijama prema detalju:
If the adaptors are used, on the ends of driving rails drill holes according to the detail dimensions:



Oznaka Code	Izgled-presjek View-cross section	Opis Description	Materijal Material	Napomena Remark
134.026.01 02 03		<ul style="list-style-type: none"> - Osnovni set: Otklopno-zaokretni mehanizam - Oznaka proizvođača Stublina: 4135.00 - Boje: 01- bijela; 02 - siva;03 - crna - Škare (134.015) za širinu krila od 535-1200 mm (ručka ravna; donja šarka ima podešavanje u dvije osi) - Basic set: Tilt and turn mechanism -(dry kip) - Manufacturer code Stublina: 4135.00 - Color: 01- white; 02 - gray;03 - black - Friction stays (134.015) for sash width from 535 to 1200 mm. (flat handle; lower hinge has two-axial adjustment) 		Razlika između ova dva navedena osnovna seta je samo u ručki. 134.026 - osnovni set sa ravnom ručkom; 134.025 - osnovni set sa zaobljenom ručkom. Difference between these two basic sets is only in the handle. 134.026 - basic set with flat handle; 134.025 - basic set with rounded handle.
134.025.01 02 03		<ul style="list-style-type: none"> - Osnovni set: Otklopno-zaokretni mehanizam - Oznaka proizvođača Stublina: 4035.00 - Boje: 01- bijela; 02 - siva;03 - crna - Škare (134.015) za širinu krila od 535-1200 mm (ručka zaobljena; donja šarka ima podešavanje u dvije osi) - Tilt and turn mechanism -(dry kip) - Manufacturer code Stublina: 4035.00 - Color: 01- white; 02 - gray;03 - black - Friction stays (134.015) for sash width from 535 to 1200 mm. (rounded handle; lower hinge has two-axial adjustment) 		
134.014		<ul style="list-style-type: none"> - Škare za širinu krila od 445-535mm - Oznaka proizvođača Stublina: 4030.01 - Friction stays for sash width from 445 to 535mm - Manufacturer code Stublina: 4030.01 		
134.016		<ul style="list-style-type: none"> - Škare za širinu krila od 1200-1400mm - Oznaka proizvođača Stublina: 4030.05 - Friction stays for sash width from 1200 to 1400mm - Manufacturer code Stublina: 4030.05 		

Oznaka Code	Izgled-presjek View-cross section	Opis Description	Materijal Material	Napomena Remark
134.002		<ul style="list-style-type: none"> - Dodatni set ključanja po širini i visini - Oznaka proizvođača Stublina: 4010.40 - Additional set for horizontal and vertical locking - Manufacturer code Stublina: 4010.40 	AlSi Zamak	
134.003		<ul style="list-style-type: none"> - Pomoćne (dodatne) škare za krila većih dimenzija (za širine L=1200-1600mm) - Oznaka proizvođača Stublina: 4010.50 - Auxiliary (extra) friction stays for sash with larger sizes (for width L=1200 to 1600mm) - Manufacturer code Stublina: 4010.50 		
134.004		<ul style="list-style-type: none"> - Dodatno ključanje-prihvatač tuljca - Oznaka proizvođača Stublina: 4010.03 - Eccentric pin guide for additional locking - Manufacturer code Stublina: 4010.03 		
134.005		<ul style="list-style-type: none"> - Dodatno ključanje-tuljac - Oznaka proizvođača Stublina: 4010.27 - Eccentric pin for additional locking - Manufacturer code Stublina: 4010.27 		
134.024		<ul style="list-style-type: none"> - Dodatni umetak gornje šarke za nosivost do 130kg - Oznaka proizvođača Stublina: 4018.30.50U - Additional upper hinge insert for weight load up to 130kg - Manufacturer code Stublina: 4018.30.50U 		

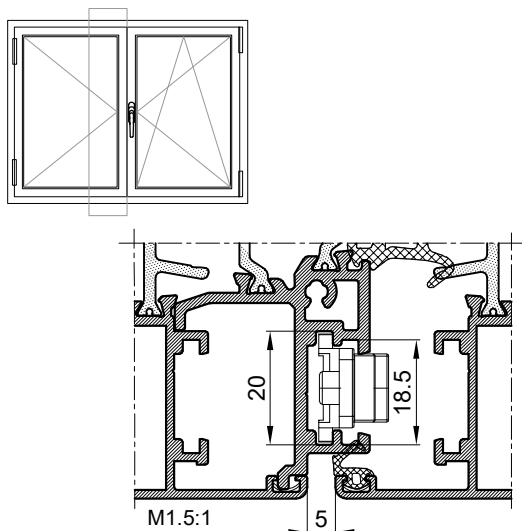
- Tabela prikaz osnovnog seta u zavisnosti od širine krila i tipu ručke: Otklopno-zaokretni mehanizam
 - Table view basic set depending upon sash width and hand type Tilt and turn mechanism -(dry kip)

Oznaka osnovnog seta Code basic set	Tip ručke Handle type	Škare za širinu krila Friction stays for sash width	Oznaka proizvođača Stublina Manufacturer code Stublina
134.026.01 -bijela /white .02 -siva /gray .03 -crna /black	ravna ručka flat handle	535-1200 mm	4135.00.310 4135.00.315 4135.00.313
134.030.01 -bijela /white .02 -siva /gray .03 -crna /black	ravna ručka flat handle	445-535 mm	4136.00.310 4136.00.315 4136.00.313
134.031.01 -bijela /white .02 -siva /gray .03 -crna /black	ravna ručka flat handle	1200-1400 mm	4137.00.310 4137.00.315 4137.00.313
134.032.01 -bijela /white .02 -siva /gray .03 -crna /black	ravna ručka flat handle	375-535 mm	4138.00.310 4138.00.315 4138.00.313
134.025.01 -bijela /white .02 -siva /gray .03 -crna /black	zaobljena ručka rounded handle	535-1200 mm	4035.00.310 4035.00.315 4035.00.313
134.027.01 -bijela /white .02 -siva /gray .03 -crna /black	zaobljena ručka rounded handle	445-535 mm	4036.00.310 4036.00.315 4036.00.313
134.028.01 -bijela /white .02 -siva /gray .03 -crna /black	zaobljena ručka rounded handle	1200-1400 mm	4037.00.310 4037.00.315 4037.00.313
134.029.01 -bijela /white .02 -siva /gray .03 -crna /black	zaobljena ručka rounded handle	375-535 mm	4038.00.310 4038.00.315 4038.00.313

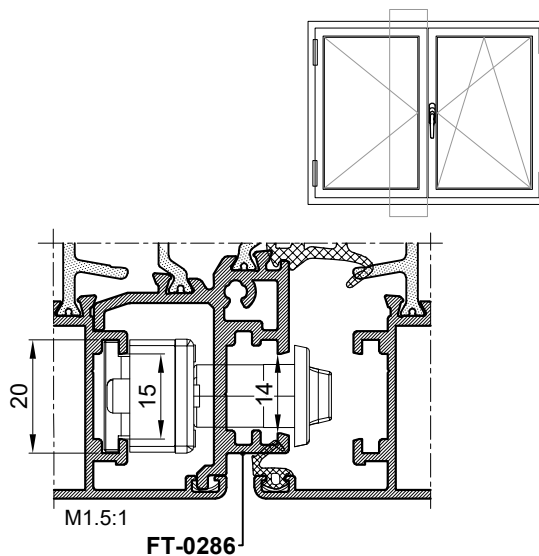
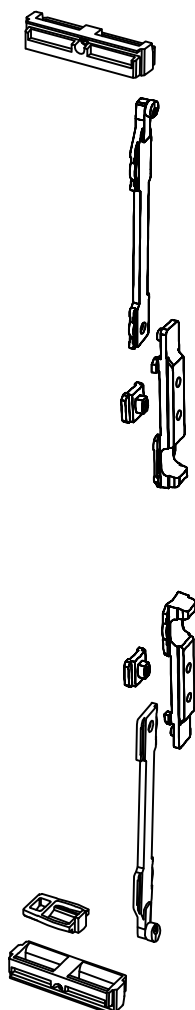
Napomena / Remark:

donja šarka kod svih gore navedenih osnovni setova ima podešavanje u dvije osi
 lower hinge in all above listed basic sets has two-axial adjustment

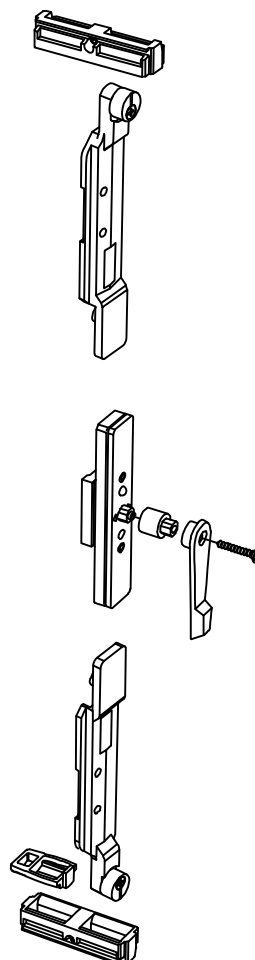
OKOV ZA FIKSIRANJE POMOĆNOG KRILA - STUBLINA LOCKING MECHANISM FOR AUXILIARY SASH - STUPLINA

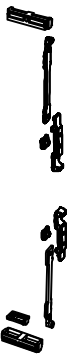
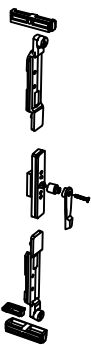
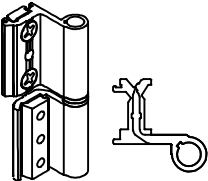



- **134.001** Okov za fiksiranje pomoćnog krila u dvije točke (montiranje okova u kombatutu)
- Oznaka proizvođača Stublina: 4001.00
- **134.001** Locking mechanism for auxiliary sash in two points (mechanism in the flaying mullion)
- Manufacturer code Stublina: 4001.00



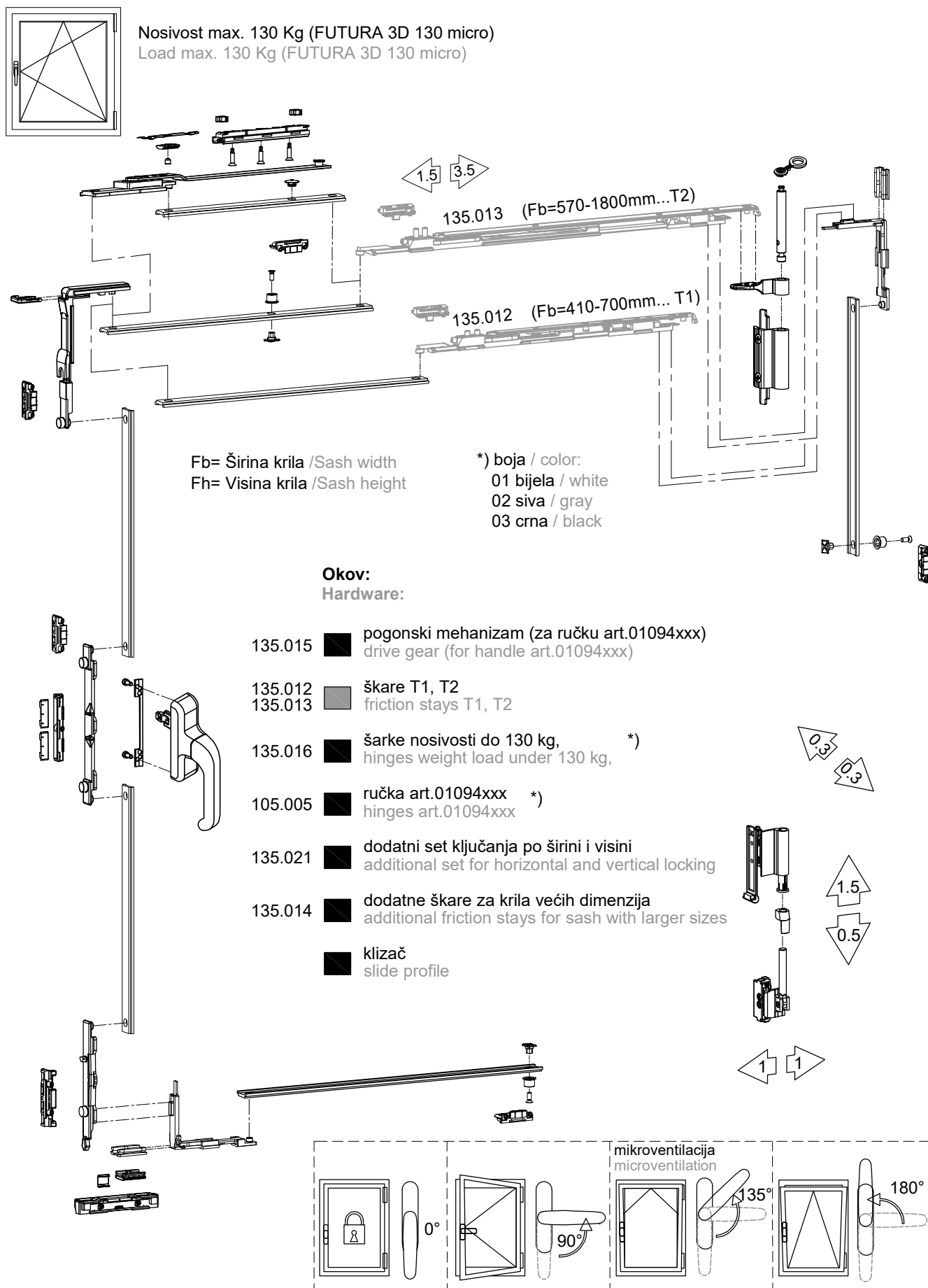
- **134.017** Okov za fiksiranje pomoćnog krila u dvije točke (montiranje okova u krilo)
- Oznaka proizvođača Stublina: 4005.00
- **134.017** Locking mechanism for auxiliary sash in two points (mechanism in the sash)
- Manufacturer code Stublina: 4005.00


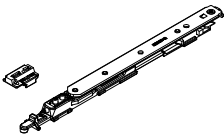

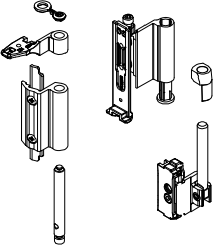
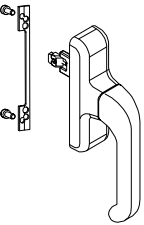
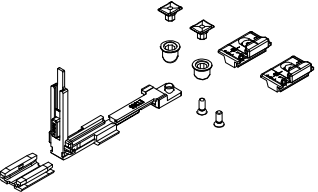


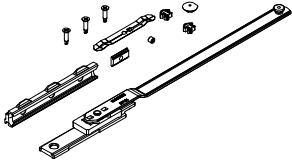
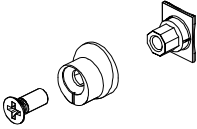
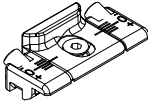
Oznaka Code	Izgled-presjek View-cross section	Opis Description	Materijal Material	Napomena Remark
134.001		<ul style="list-style-type: none"> - Okov za fiksiranje pomoćnog krila u dvije točke (montiranje okova u kombatutu) - Oznaka proizvođača Stublina: 4001.00 - Locking mechanism for auxiliary sash in two points (mechanism in the flaying mullion) - Manufacturer code Stublina: 4001.00 		
134.017		<ul style="list-style-type: none"> - Okov za fiksiranje pomoćnog krila u dvije točke (montiranje okova u krilo) - Oznaka proizvođača Stublina: 4005.00 - Locking mechanism for auxiliary sash in two points (mechanism in the sash) - Manufacturer code Stublina: 4005.00 		
111.001.01 02 03		<ul style="list-style-type: none"> - Dvodijelna šarka EURO ŽLIJEB - Stara oznaka E-100 - Boje: 01- bijela; 02 - siva; 03 - crna - Two-part hinge EURO GROOVE - Former code E-100 - Color: 01- white; 02 - gray; 03 - black 		
134.023		<ul style="list-style-type: none"> - Dodatno (pasivno) ključanje - Oznaka proizvođača Stublina: 4045.00 - Additional (passive) locking - Manufacturer code Stublina: 4045.00 		

OTKLOPNO-ZAOKRETNI MEHANIZAM - GIESSE FUTURA 3D (130 micro) STANDARD TILT-TURN MECHANISM - GIESSE FUTURA 3D (130 micro) STANDARD

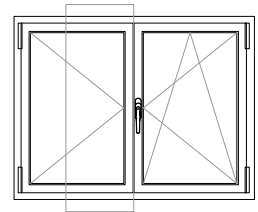
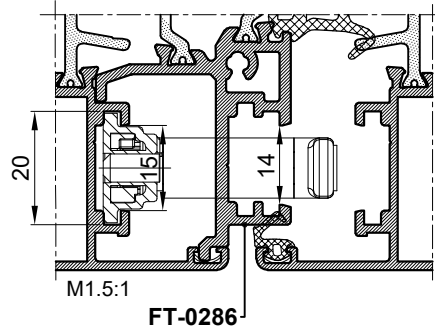
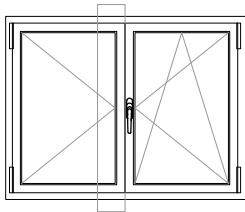
Nosivost max. 130 Kg (FUTURA 3D 130 micro)
Load max. 130 Kg (FUTURA 3D 130 micro)



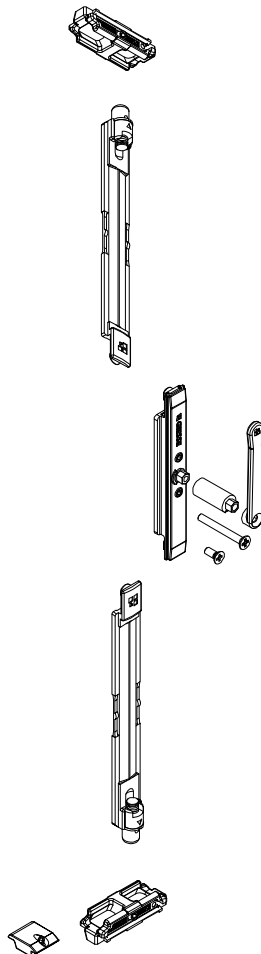
Oznaka Code	Izgled-presjek View-cross section	Opis Description	Materijal Material	Napomena Remark
135.015		<ul style="list-style-type: none"> - Pogonski mehanizam za FUTURA 3D 130 micro mehanizam (...ručka 01094xxx) - Oznaka proizvođača Giese: 04704000 - Drive gear for FUTURA 3D 130 micro mechanism (... handle 01094xxx) - Manufacturer code Giese: 04704000 		
135.012		<ul style="list-style-type: none"> - Škare T1 za širinu krila: Fb= 410mm - 700mm - Oznaka proizvođača Giese: 04284000 - Friction stays T1 for sash width: Fb= 410mm - 700mm - Manufacturer code Giese: 04284000 		
135.013		<ul style="list-style-type: none"> - Škare T2 za širinu krila: Fb= 570mm - 1800mm - Oznaka proizvođača Giese: 04285000 - Friction stays T2 for sash width: Fb= 570mm - 1800mm - Manufacturer code Giese: 04285000 		
135.016.01 02 03		<ul style="list-style-type: none"> - Šarke nosivosti do 130 kg - Oznaka proizvođača Giese: 04711410 - bijela 04711376 - siva 04711500 - crna - Boje: 01- bijela; 02 - siva; 03 - crna - Hinges weight load under 130 kg - Manufacturer code Giese: 04711410 - white 04711376 - gray 04711500 - black - Color: 01- white; 02 - gray; 03 - black 		
105.005.01 02 03		<ul style="list-style-type: none"> - Ručka; (LA 86/104mm), FUTURA 3D (130 micro) - Oznaka proizvođača Giese: 01094410 -bijela 01094376 -siva 01094500 -crna - Boje: 01- bijela; 02 - siva; 03 - crna - Handle; (LA 86/104mm), FUTURA 3D (130 micro) - Manufacturer code Giese: 01094410 -white 01094376 -gray 01094500 -black - Colors: 01- white; 02 - gray; 03 - black 		
135.021		<ul style="list-style-type: none"> - Dodatni set ključanja po širini i visini za krilo preko L>1000 mm i H>1200mm - Oznaka proizvođača Giese: 04770000 - additional set for horizontal and vertical locking for a sash over L>1000 mm and H>1200 mm - Manufacturer code Giese: 04770000 		

Oznaka Code	Izgled-presjek View-cross section	Opis Description	Materijal Material	Napomena Remark
135.014		<ul style="list-style-type: none"> - Dodatne škare za krilo preko 1000 mm - Oznaka proizvođača Giese: 04301000 - Additional friction stays for a sash over 1000 mm - Manufacturer code Giese: 04301000 		
135.029		<ul style="list-style-type: none"> - Zapinjač - Oznaka proizvođača Giese: 04030000 - Locking bolt - Manufacturer code Giese: 04030000 		
143.042		<ul style="list-style-type: none"> - Pihvatnik zapinjača - Oznaka proizvođača Giese: 01347000 - Locking bolt acceptor - Manufacturer code Giese: 01347000 		

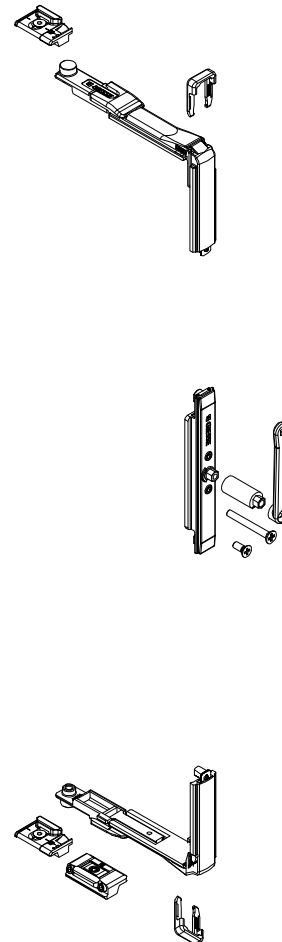
OKOV ZA FIKSIRANJE POMOĆNOG KRILA - GIESSE LOCKING MECHANISM FOR AUXILIARY SASH - GIESSE



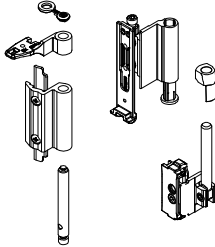
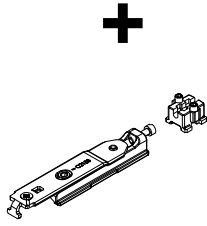
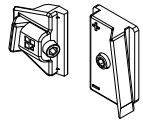


- **143.047** Okov za fiksiranje pomoćnog krila u dvije točke (montiranje okova u krilo)
- Oznaka proizvođača Giesse: 02178000
- **143.047** Locking mechanism for auxiliary sash in two points (mechanism in the sash)
- Manufacturer code Giesse: 02178000

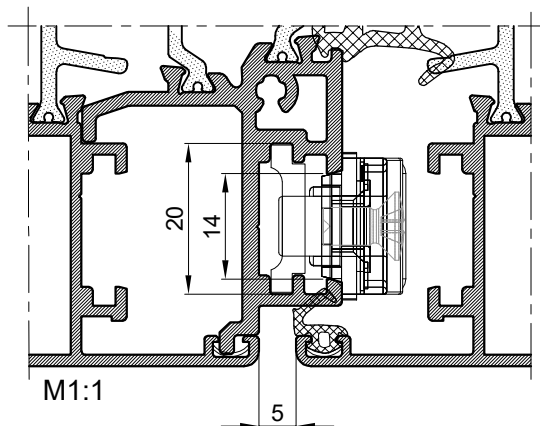
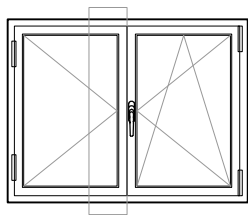


- **143.048** Okov za fiksiranje pomoćnog krila u više točaka; (montiranje okova u krilo)
- Oznaka proizvođača Giesse: 02179000
- **143.048** Locking mechanism for auxiliary sash - multiple points ; (mechanism in the sash)
- Manufacturer code Giesse: 02179000


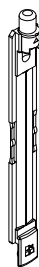



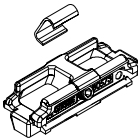
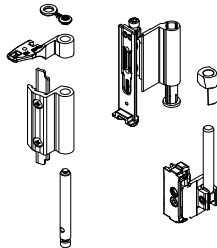
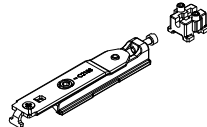
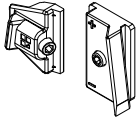

Oznaka Code	Izgled-presjek View-cross section	Opis Description	Materijal Material	Napomena Remark
143.047		<ul style="list-style-type: none"> - Okov za fiksiranje pomoćnog krila u dvije točke (montiranje okova u krilo) - Oznaka proizvođača Giesse: 02178000 - Locking mechanism for auxiliary sash in two points (mechanism in the sash) - Manufacturer code Giesse: 02178000 		
143.048		<ul style="list-style-type: none"> - Okov za fiksiranje pomoćnog krila u više točaka (montiranje okova u krilo) - Oznaka proizvođača Giesse: 02179000 - Locking mechanism for auxiliary sash in two points (mechanism in the sash) - Manufacturer code Giesse: 02179000 		
135.016.01 02 03		<ul style="list-style-type: none"> - Šarke nosivosti do 130 kg - Oznaka proizvođača Giesse: 04711410 - bijela 04711376 - siva 04711500 - crna - Boje: 01- bijela; 02 - siva; 03 - crna - Hinges weight load under 130 kg - Manufacturer code Giesse: 04711410 - white 04711376 - gray 04711500 - black - Color: 01- white; 02 - gray; 03 - black 		
135.041		<ul style="list-style-type: none"> - Dodatni element za šarke 04711xxx (samo za gornju šarku) - Oznaka proizvođača Giesse: 04728000 - Additional element for hinges 04711xxx (only for the top hinge) - Manufacturer code Giesse: 04728000 		
143.045		<ul style="list-style-type: none"> - Dodatni element (pasivno ključ.) pomoćnog krila - Oznaka proizvođača Giesse: 01350K - Additional element (passive lock.) of the auxiliary sash - Manufacturer code Giesse: 01350K 		

OKOV ZA FIKSIRANJE POMOĆNOG KRILA - GIESSE LOCKING MECHANISM FOR AUXILIARY SASH - GIESSE

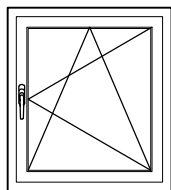


- **143.043** Okov za fiksiranje pomoćnog krila u dvije točke (montiranje okova u kombatutu)
- Oznaka proizvođača Giesse: 02191K
- **143.043** Locking mechanism for auxiliary sash in two points (mechanism in the flaying mullion)
- Manufacturer code Giesse: 02191K

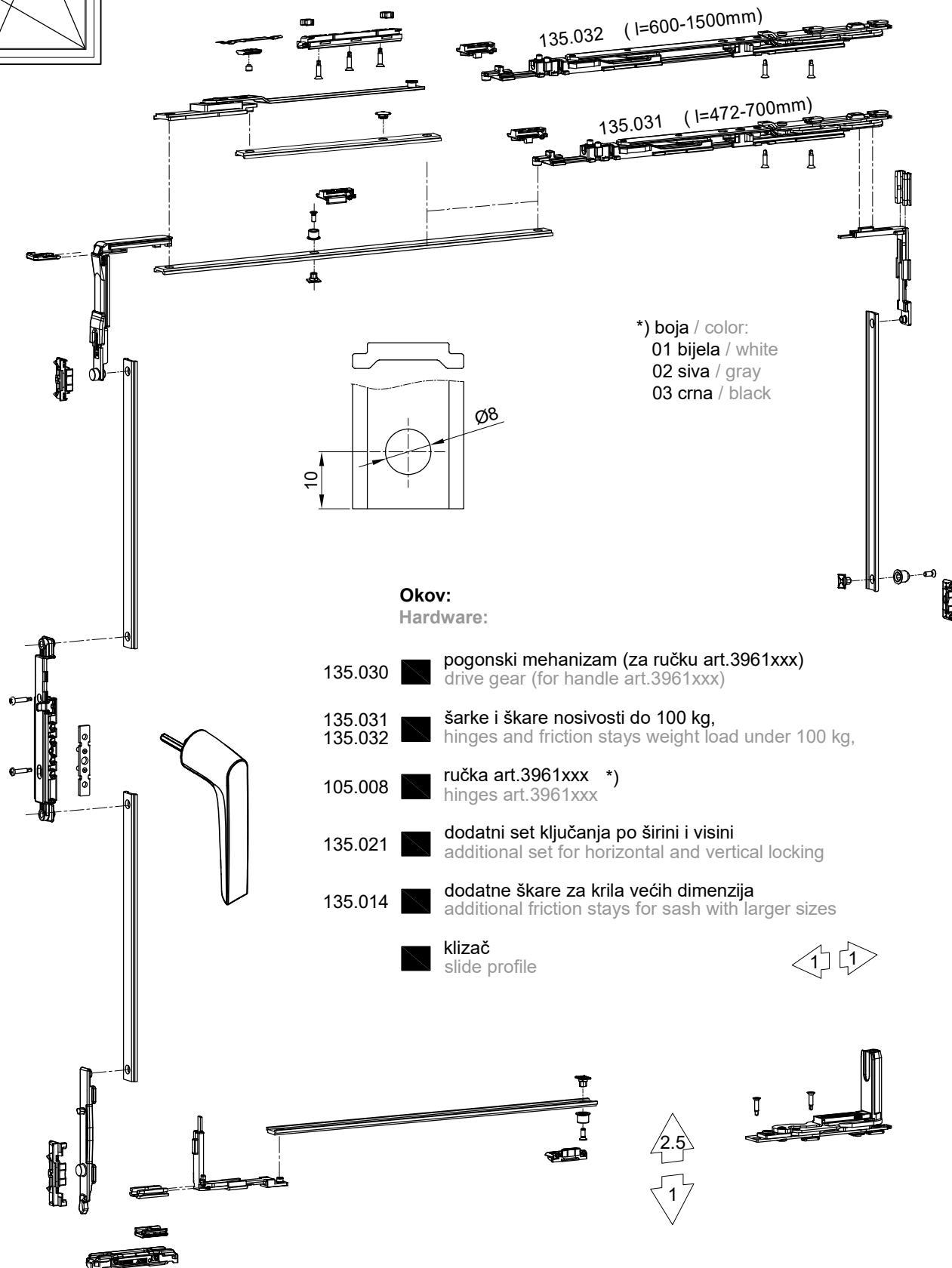


Oznaka Code	Izgled-presjek View-cross section	Opis Description	Materijal Material	Napomena Remark
143.043		<ul style="list-style-type: none"> - Okov za fiksiranje pomoćnog krila u dvije točke (montiranje okova u kombatutu) - Oznaka proizvođača Giese: 02191K - Locking mechanism for auxiliary sash in two points (mechanism in flaying mullion) - Manufacturer code Giese: 02191K 		
143.046		<ul style="list-style-type: none"> - Pripjeh zapinjača - Oznaka proizvođača Giese: 01348K - Locking bolt acceptor - Manufacturer code Giese: 01348K 		
135.016.01 02 03		<ul style="list-style-type: none"> - Šarke nosivosti do 130 kg - Oznaka proizvođača Giese: 04711410 - bijela 04711376 - siva 04711500 - crna - Boje: 01- bijela; 02 - siva; 03 - crna - Hinges weight load under 130 kg - Manufacturer code Giese: 04711410 - white 04711376 - gray 04711500 - black - Color: 01- white; 02 - gray; 03 - black 		
135.041		<ul style="list-style-type: none"> - Dodatni element za šarke 04711xxx (samo za gornju šarku) - Oznaka proizvođača Giese: 04728000 - Additional element for hinges 04711xxx (only for the top hinge) - Manufacturer code Giese: 04728000 		
143.045		<ul style="list-style-type: none"> - Dodatni element (pasivno ključ.) pomoćnog krila - Oznaka proizvođača Giese: 01350K - Additional element (passive lock.) of the auxiliary sash - Manufacturer code Giese: 01350K 		
143.050		<ul style="list-style-type: none"> - Priključna šipka za radni mehanizam - Oznaka proizvođača Giese: 02187 - Connection rod for the operating mechanism - Manufacturer code Giese: 02187 		

SKRIVENI OTKLOPNO-ZAOKRETNI MEHANIZAM - GIESSE CHIC 3D 100 STANDARD HIDDEN TILT-TURN MECHANISM - GIESSE CHIC 3D 100 STANDARD




Nosivost max. 100 Kg (CHIC 3D 100) / 130 Kg (CHIC 3D 130)
Load max. 100 Kg (CHIC 3D 100) / 130 Kg (CHIC 3D 130)


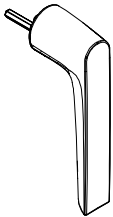
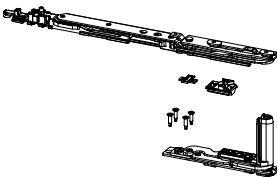
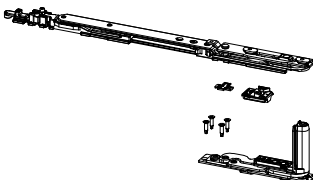
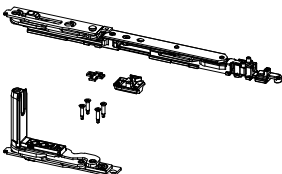
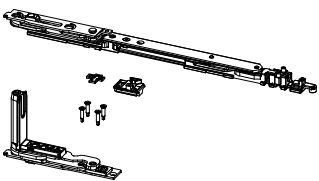


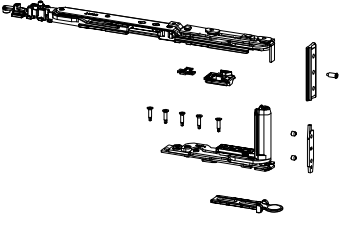
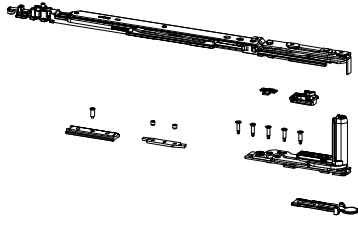
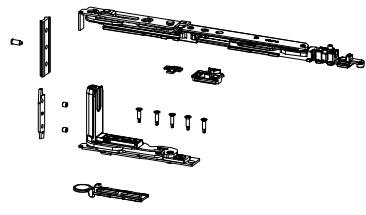
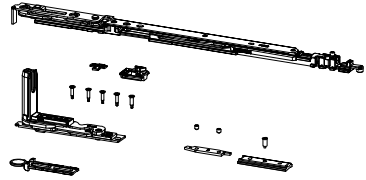
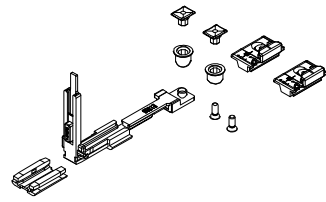
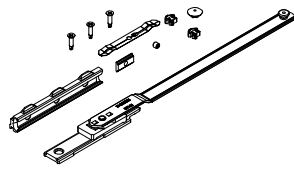
*) boja / color:
01 bijela / white
02 siva / gray
03 crna / black


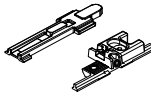
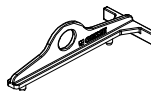
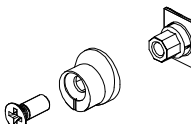
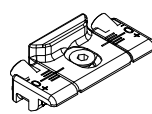
Okov: Hardware:

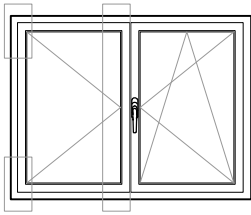
- 135.030 pogonski mehanizam (za ručku art.3961xxx)
drive gear (for handle art.3961xxx)
- 135.031 šarke i škare nosivosti do 100 kg,
135.032 hinges and friction stays weight load under 100 kg,
- 105.008 ručka art.3961xxx *)
hinges art.3961xxx
- 135.021 dodatni set ključanja po širini i visini
additional set for horizontal and vertical locking
- 135.014 dodatne škare za krila većih dimenzija
additional friction stays for sash with larger sizes
- klizač
slide profile



Oznaka Code	Izgled-presjek View-cross section	Opis Description	Materijal Material	Napomena Remark
135.030		<ul style="list-style-type: none"> - Pogonski mehanizam za Ultra mehanizam (...ručka 03961xxx) - Oznaka proizvođača Giesse: 0395200001 - Drive gear for Ultra mechanism (... handle 03961xxx) - Manufacturer code Giesse: 0395200001 		
105.008.01 02 03		<ul style="list-style-type: none"> - Ručka bez rozete, za Ultra mehanizam - Oznaka proizvođača Giesse: 03961410 -bijela 03961376 -siva 03961500 -crna - Boje: 01- bijela; 02 - siva; 03 - crna - Handle without rosette, for Ultra mechanism - Manufacturer code Giesse: 03961410 -white 03961376 -gray 03961500 -black - Colors: 01- white; 02 - gray; 03 - black 		
135.031		<ul style="list-style-type: none"> - Šarka+škara T1, desna za krilo 472-700 mm - Oznaka proizvođača Giesse: 043550001 - Otvaranje krila do 180° - Za nosivost do 100kg - Hinge+friction stays T1, right for sash 472-700 mm - Manufacturer code Giesse: 043550001 - Sash opening up 180° - For weight load up to 100kg 		
135.032		<ul style="list-style-type: none"> - Šarka+škara T2, desna za krilo 600-1500mm - Oznaka proizvođača Giesse: 043560001 - Otvaranje krila do 180° - Za nosivost do 100kg - Hinge+friction stays T2, right for sash 600-1500mm - Manufacturer code Giesse: 043560001 - Sash opening up 180° - For weight load up to 100kg 		
135.033		<ul style="list-style-type: none"> - Šarka+škara T1, lijeva za krilo 472-700 mm - Oznaka proizvođača Giesse: 043550002 - Otvaranje krila do 180° - Za nosivost do 100kg - Hinge+friction stays T1, left for sash 472-700 mm - Manufacturer code Giesse: 043550002 - Sash opening up 180° - For weight load up to 100kg 		
135.034		<ul style="list-style-type: none"> - Šarka+škara T2, lijeva za krilo 600-1500mm - Oznaka proizvođača Giesse: 043560002 - Otvaranje krila do 180° - Za nosivost do 100kg - Hinge+friction stays T2, left for sash 600-1500mm - Manufacturer code Giesse: 043560002 - Sash opening up 180° - For weight load up to 100kg 		

Oznaka Code	Izgled-presjek View-cross section	Opis Description	Materijal Material	Napomena Remark
135.037		<ul style="list-style-type: none"> - Šarka+škara T1, desna za krilo 472-700 mm - Oznaka proizvođača Giesse: 044250001 - Otvaranje krila do 180° - Za nosivost do 130kg - Hinge+friction stays T1, right for sash 472-700 mm - Manufacturer code Giesse: 043550001 - Sash opening up 180° - For weight load up to 130kg 		
135.038		<ul style="list-style-type: none"> - Šarka+škara T2, desna za krilo 600-1600mm - Oznaka proizvođača Giesse: 044260001 - Otvaranje krila do 180° - Za nosivost do 130kg - Hinge+friction stays T2, right for sash 600-1600mm - Manufacturer code Giesse: 044260001 - Sash opening up 180° - For weight load up to 130kg 		
135.039		<ul style="list-style-type: none"> - Šarka+škara T1, lijeva za krilo 472-700 mm - Oznaka proizvođača Giesse: 044250002 - Otvaranje krila do 180° - Za nosivost do 130kg - Hinge+friction stays T1, left for sash 472-700 mm - Manufacturer code Giesse: 044250002 - Sash opening up 180° - For weight load up to 130kg 		
135.040		<ul style="list-style-type: none"> - Šarka+škara T2, lijeva za krilo 600-1600mm - Oznaka proizvođača Giesse: 044260002 - Otvaranje krila do 180° - Za nosivost do 130kg - Hinge+friction stays T2, left for sash 600-1600mm - Manufacturer code Giesse: 044260002 - Sash opening up 180° - For weight load up to 130kg 		
135.021		<ul style="list-style-type: none"> - Dodatni set ključanja po širini i visini za krilo preko H>1200 mm - Oznaka proizvođača Giesse: 04770000 - additional set for horizontal and vertical locking for a sash over H>1200 mm - Manufacturer code Giesse: 04770000 		
135.014		<ul style="list-style-type: none"> - Dodatne škarje za krilo preko 1000 mm - Oznaka proizvođača Giesse: 04301000 - Additional friction stays for a sash over 1000 mm - Manufacturer code Giesse: 04301000 		

Oznaka Code	Izgled-presjek View-cross section	Opis Description	Materijal Material	Napomena Remark
135.023		<ul style="list-style-type: none"> - Dodatna ruka za ograničavanje otvaranja krila, za L>500, od 25° do 120° - Oznaka proizvođača Giese: 02030000 - Additional arm to limit sash opening, for L>500, from 25° to 120° - Manufacturer code Giese: 02030000 		
135.035		<ul style="list-style-type: none"> - Dodatni element za škaru, za krila po visini manja od 1200 a po širini veća od 1000 mm - Oznaka proizvođača Giese: 04357000 - Additional element for friction stays, for sash at a height of less than 1200 and widths greater than 1000 mm - Manufacturer code Giese: 04357000 		
135.036		<ul style="list-style-type: none"> - Šablon za pozicioniranje škara - Oznaka proizvođača Giese: 03535 - Template for positioning friction stays - Manufacturer code Giese: 03535 		
135.029		<ul style="list-style-type: none"> - Zapinjač - Oznaka proizvođača Giese: 04030000 - Locking bolt - Manufacturer code Giese: 04030000 		
143.042		<ul style="list-style-type: none"> - Prihvatnik zapinjača - Oznaka proizvođača Giese: 01347000 - Locking bolt acceptor - Manufacturer code Giese: 01347000 		

SKRIVENI OKOV ZA FIKSIRANJE POMOĆNOG KRILA - GIESSE CHIC 3D
HIDDEN LOCKING MECHANISM FOR AUXILIARY SASH - GIESSE CHIC 3D

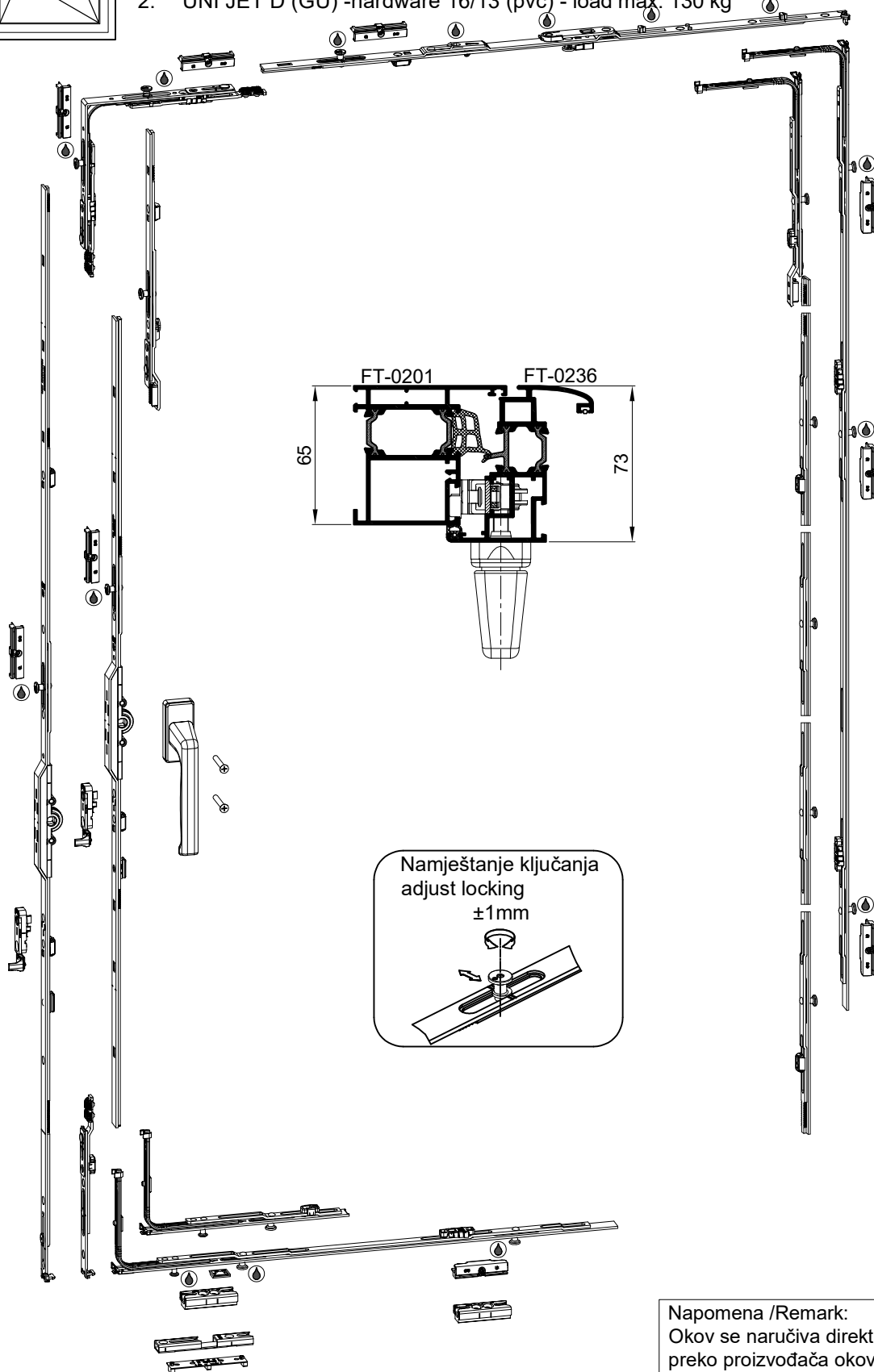
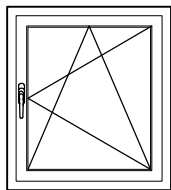
Oznaka Code	Izgled-presjek View-cross section	Opis Description	Materijal Material	Napomena Remark
115.011		<ul style="list-style-type: none"> - Skrivene šarke za pomoćno krilo - lijevi - Oznaka proizvođača Giesse: 043540002 - Za nosivost do 100kg - Hidden Hinges for the auxiliary sash - left - Manufacturer code Giesse: 043540002 - For weight load up to 100kg 		
115.012		<ul style="list-style-type: none"> - Skrivene šarke za pomoćno krilo - desni - Oznaka proizvođača Giesse: 043540001 - Za nosivost do 100kg - Hidden hinges for the auxiliary sash - right - Manufacturer code Giesse: 043540001 - For weight load up to 100kg 		
115.013		<ul style="list-style-type: none"> - Skrivene šarke za pomoćno krilo - lijevi - Oznaka proizvođača Giesse: 044240002 - Za nosivost do 130kg - Hidden Hinges for the auxiliary sash - left - Manufacturer code Giesse: 044240002 - For weight load up to 130kg 		
115.014		<ul style="list-style-type: none"> - Skrivene šarke za pomoćno krilo - desni - Oznaka proizvođača Giesse: 044240001 - Za nosivost do 130kg - Hidden hinges for the auxiliary sash - right - Manufacturer code Giesse: 044240001 - For weight load up to 130kg 		
143.044		<ul style="list-style-type: none"> - Dodatni element (pasivno ključ.) pomoćnog krila (za h=1200-1800 -1 kom, a preko 1800 -2 kom) - Oznaka proizvođača Giesse: 04358000 - Additional element (passive locking) of the auxiliary sash (for h=1200-1800 -1 kom, and over 1800 -2 kom) - Manufacturer code Giesse: 04358000 		

Otklopno-zaokretni okov za jednokrnlni prozor:

1. UNI JET C (GU) -okov 16/13 (pvc) - max.nosivist 130 kg
2. UNI JET D (GU) -okov 16/13 (pvc) - max.nosivist 130 kg

Opening and turning hardware for a single-sash window:

1. UNI JET C (GU) -hardware 16/13 (pvc) - load max.130 kg
2. UNI JET D (GU) -hardware 16/13 (pvc) - load max. 130 kg



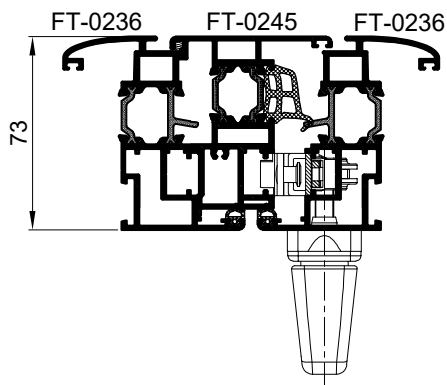
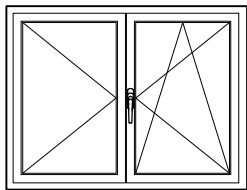
Napomena /Remark:
Okov se naručiva direktno
preko proizvođača okova -GU
The mechanism is ordered directly
through the hardware manufacturer -GU

Otklopno-zaokretni okov za dvokrilni prozor:

1. UNI JET C (GU) -okov 16/13 (pvc) - max.nosivost 130 kg
2. UNI JET D (GU) -okov 16/13 (pvc) - max.nosivost 130 kg

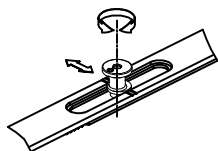
Opening and turning hardware for a double-sash window:

1. UNI JET C (GU) -hardware 16/13 (pvc) - load max.130 kg
2. UNI JET D (GU) -hardware 16/13 (pvc) - load max. 130 kg

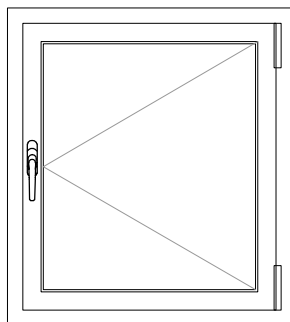


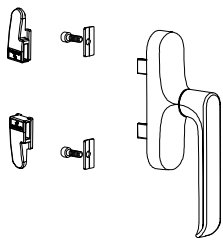

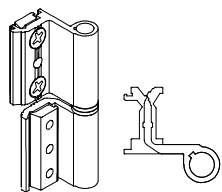
Okov pomoćnog krila se ugrađuje u žlijeb kombatute.
Okov pomoćnog krila se ugrađuje u žlijeb kombatute.

Namještanje ključanja
adjust locking
 $\pm 1\text{mm}$

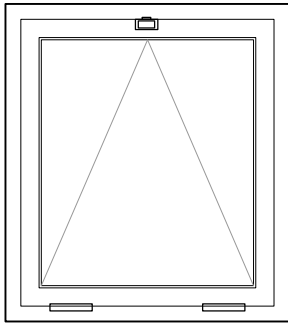


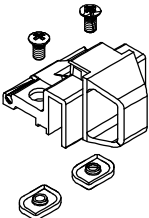
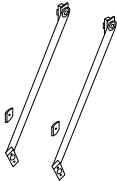
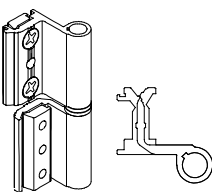
Napomena /Remark:
Okov se naručiva direktno
preko proizvođača okova -GU
The mechanism is ordered directly
through the hardware manufacturer -GU

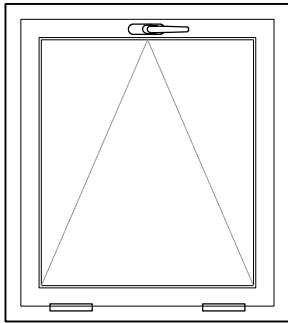
OKOV ZA ZAOKRETNOST OTVARANJE
TURN OPENING MECHANISM

Oznaka Code	Izgled-presjek View-cross section	Opis Description	Materijal Material	Napomena Remark
104.011.01 02 03		<ul style="list-style-type: none"> - Ručka za prozor - Oznaka proizvođača Stublina: 1102.00.310 -bijela 315 -siva 313 -crna - Boje: 01- bijela; 02 - siva;03 - crna - Window handle - Manufacturer code Stublina: 1102.00.310 -white 315 -gray 313 -black - Color: 01- white; 02 - gray;03 - black 	AlSi Zamak	
144.044		<ul style="list-style-type: none"> - Set zapinjača sa prihvatom - Oznaka proizvođača Stublina: 4009.30 - Set locking bolts with acceptor - Manufacturer code Stublina: 4009.30 		
111.001.01 02 03		<ul style="list-style-type: none"> - Dvodijelna šarka EURO ŽLIJEB - Stara oznaka E-100 - Boje: 01- bijela; 02 - siva;03 - crna - Two-part hinge EURO GROOVE - Former code E-100 - Color: 01- white; 02 - gray;03 - black 		

OTKLOPNI MEHANIZAM (VENTUS) SA BRAVICOM ZA ZATVARANJE TILT MECHANISM (VENTUS) WITH LOCK FOR CLOSING



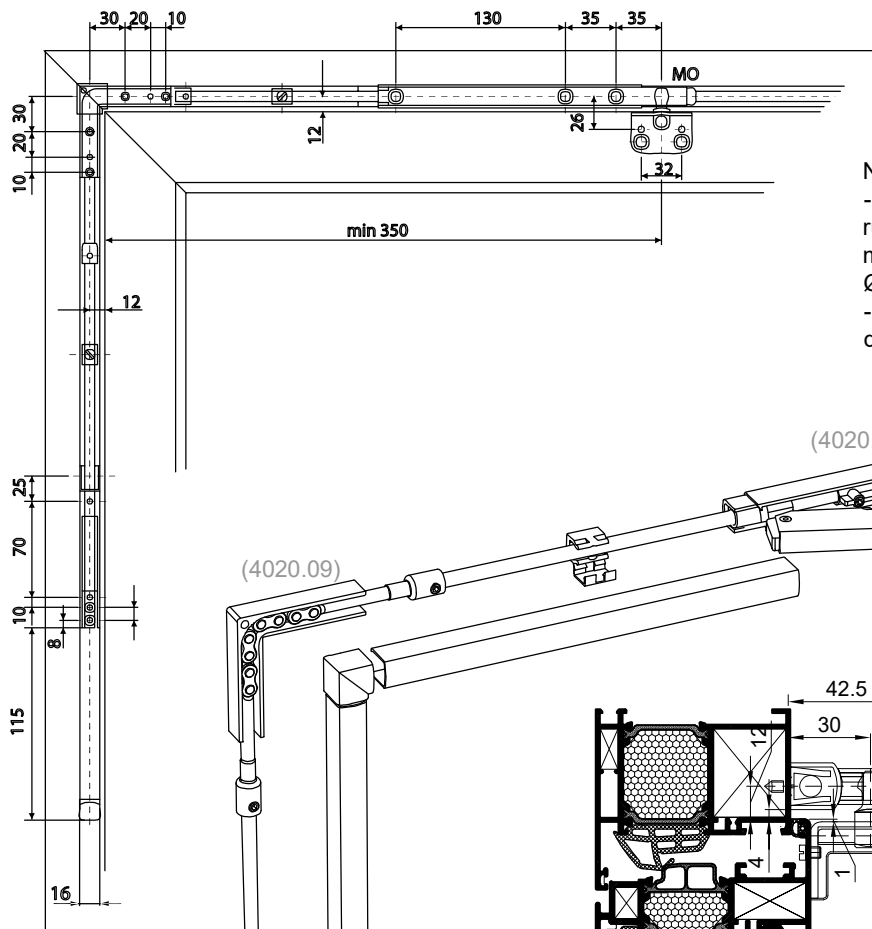
Oznaka Code		Opis Description	Materijal Material	Napomena Remark
124.005.01 02 03		<ul style="list-style-type: none"> - Bravica za zatvaranje otklopnog prozora - Oznaka proizvođača Stublina: 1014.00.310 -bijela 315 -siva 313 -crna - Boje: 01- bijela; 02 - siva;03 - crna - Lock for closing tilt window - Manufacturer code Stublina: 1014.00.310 -white 315 -gray 313 -black - Color: 01- white; 02 - gray;03 - black 		
131.002		<ul style="list-style-type: none"> - Škare za otklopni prozor - Stara oznaka: E-350 - Friction stays for hung-vent window - Former code: E-350 		
111.001.01 02 03		<ul style="list-style-type: none"> - Dvodijelna šarka EURO ŽLIJEB - Stara oznaka E-100 - Boje: 01- bijela; 02 - siva;03 - crna - Two-part hinge EURO GROOVE - Former code E-100 - Color: 01- white; 02 - gray;03 - black 		

OTKLOPNI MEHANIZAM (VENTUS) SA RUČKOM
TILT MECHANISM (VENTUS) WITH HANDLE

Oznaka Code	Izgled-presjek View-cross section	Opis Description	Materijal Material	Napomena Remark
104.011.01 02 03		<ul style="list-style-type: none"> - Ručka za prozor - Oznaka proizvođača Stublina: 1102.00.310 -bijela 315 -siva 313 -crna - Boje: 01- bijela; 02 - siva;03 - crna - Window handle - Manufacturer code Stublina: 1102.00.310 -white 315 -gray 313 -black - Color: 01- white; 02 - gray;03 - black 	AlSi Zamak	
131.002		<ul style="list-style-type: none"> - Škare za otklopni provoz - Stara oznaka: E-350 - Friction stays for hung-vent window - Former code: E-350 		
111.001.01 02 03		<ul style="list-style-type: none"> - Dvodijelna šarka EURO ŽLIJEB - Stara oznaka E-100 - Boje: 01- bijela; 02 - siva;03 - crna - Two-part hinge EURO GROOVE - Former code E-100 - Color: 01- white; 02 - gray;03 - black 		
144.044		<ul style="list-style-type: none"> - Set zapinjača sa prihvatom - Oznaka proizvođača Stublina: 4009.30 - Set locking bolts with acceptor - Manufacturer code Stublina: 4009.30 		

134.006.xx- OTKLOPNI MEHANIZAM (VENTUS) SA RUČKOM ZA VISINU - STUBLINA (art.4020.00)

134.006.xx- TILT MECHANISM (VENTUS) WITH HANDLE FOR HEIGHT - STUBLINA (art.4020.00)

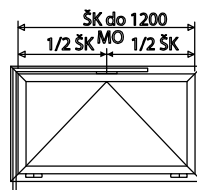


Napomena:

- Otvore na štoku za ugradnju pogonske ručice 4020.30, kutnog okova 4020.09 mehanizama otvarača 4020.20 bušiti na Ø3mm.
- Otvore na krilu za ugradnju kutnog nosača držača krila 4020.05 bušiti na Ø5.2mm

Remark:

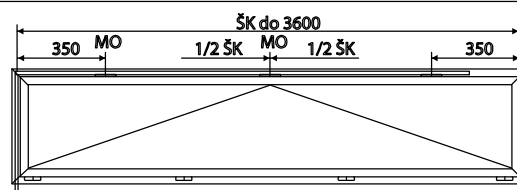
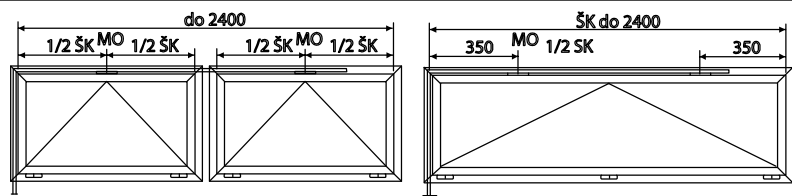
- Openings on frame for installation of driving handle 4020.30 of corner hardware 4020.09 opening mechanism 4020.20 drill for Ø3mm
- Openings on sash for installation of corner bracket plate holder 4020.05 drill for Ø5.2mm

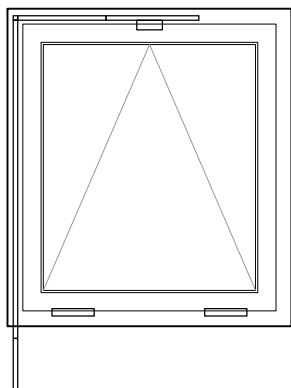


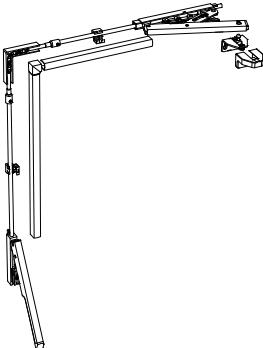
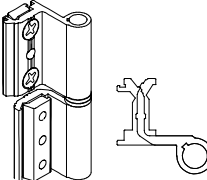
Legenda / Legend:

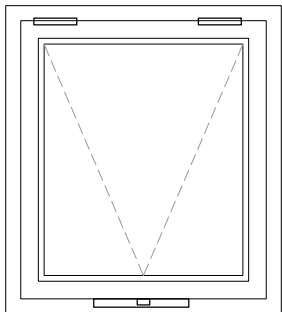
Mehanizam otvarača / Opening mechanism.....Mo

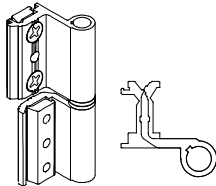
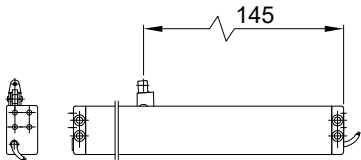
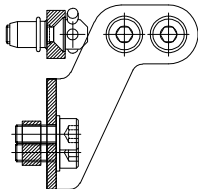
Širina krila / Sash width.....ŠK



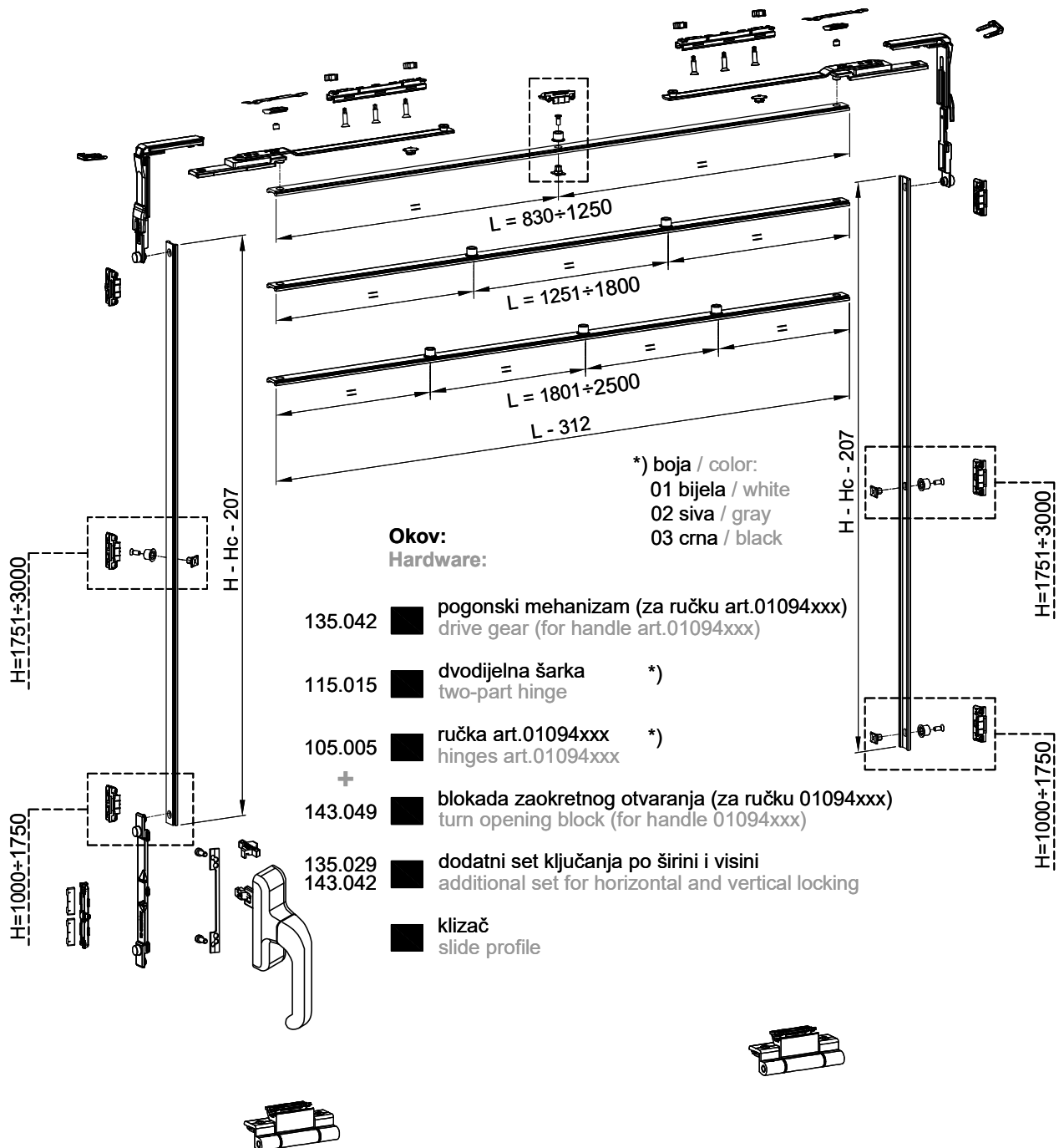
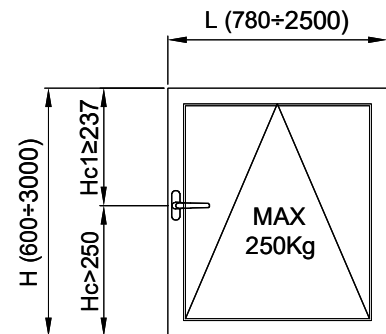
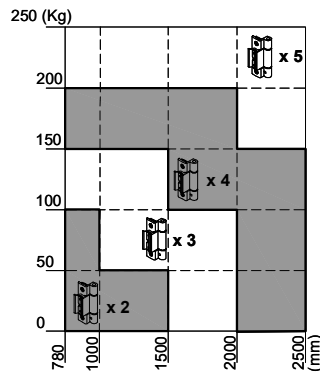
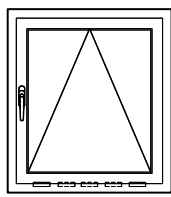
OTKLOPNI MEHANIZAM (VENTUS) SA RUČKOM ZA VISINU
TILT MECHANISM (VENTUS) WITH HANDLE FOR HEIGHT

Oznaka Code		Opis Description	Materijal Material	Napomena Remark
134.006.01 02 03		<ul style="list-style-type: none"> - Ventus set širina krila do 1200 mm - Oznaka proizvođača Stublina: 4020.00.310 -bijela 315 -siva 313 -crna - Boje: 01- bijela; 02 - siva;03 - crna - Ventus set - sash width up to 1200 mm - Manufacturer code Stublina: 4020.00.310 -white 315 -gray 313 -black - Color: 01- white; 02 - gray;03 - black 		
111.001.01 02 03		<ul style="list-style-type: none"> - Dvodijelna šarka EURO ŽLIJEB - Stara oznaka E-100 - Boje: 01- bijela; 02 - siva;03 - crna - Two-part hinge EURO GROOVE - Former code E-100 - Color: 01- white; 02 - gray;03 - black 		

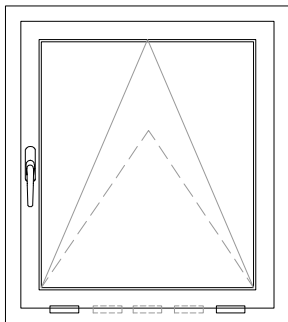
OTKLOPNI MEHANIZAM (VENTUS) SA ELEKTROMOTOROM
TILT MECHANISM (VENTUS) WITH ELECTRIC MOTOR

Oznaka Code		Opis Description	Materijal Material	Napomena Remark
111.001.01 02 03		<ul style="list-style-type: none"> - Dvodijelna šarka EURO ŽLIJEB - Stara oznaka E-100 - Boje: 01- bijela; 02 - siva; 03 - crna - Two-part hinge EURO GROOVE - Former code E-100 - Color: 01- white; 02 - gray; 03 - black 		
142.019		Motor za otvaranje G-U ELTRAL K20; hod 200 mm; Oznaka proizvođača: K-17645-20-0-1		
142.020		Motor za otvaranje G-U ELTRAL K20; hod 300 mm; Oznaka proizvođača: K-17645-30-0-1		
142.021		Motor za otvaranje G-U ELTRAL K20; hod 400 mm; Oznaka proizvođača: K-17645-40-0-1		
142.035		Set prihvatnika za motor G-U ELTRAL K22/25 ; Oznaka proizvođača: K-17706-00-0-8		

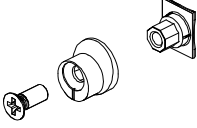
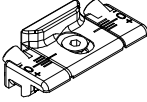
OTKLOPNI MEHANIZAM (VENTUS) SA RUČKOM NA OKOMICI TILT MECHANISM (VENTUS) WITH THE HANDLE ON THE SIDE



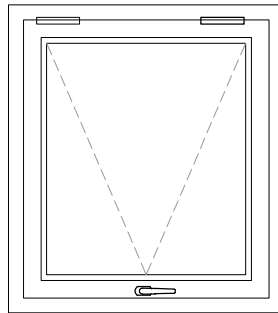
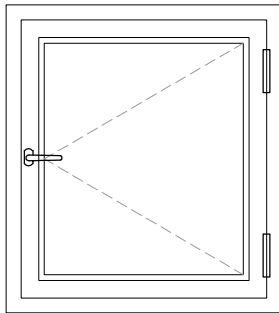
OTKLOPNI MEHANIZAM (VENTUS) SA RUČKOM NA OKOMICI TILT MECHANISM (VENTUS) WITH THE HANDLE ON THE SIDE




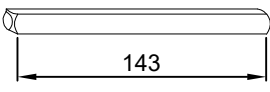
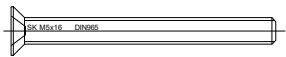
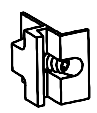

Oznaka Code	Izgled-presjek View-cross section	Opis Description	Materijal Material	Napomena Remark
135.042		<ul style="list-style-type: none"> - Pogonski mehanizam za otklopni prozor- (ventus) sa ručkom na vertikali (...ručka 01094xxx) - Oznaka proizvođača Giesse: 01175000 - Drive gear for tilt window (ventus) with the handle on the side (... handle 01094xxx) - Manufacturer code Giesse: 01175000 		
115.015.01 02 03		<ul style="list-style-type: none"> - Dvodijelna šarka - Oznaka proizvođača Giesse: 00600410 -bijela 00600376 -siva 00600500 -crna - Boje: 01- bijela; 02 - siva;03 - crna - Two-part hinge - Manufacturer code Giesse: 00600410 -white 00600376 -gray 00600500 -black - Color: 01- white; 02 - gray;03 - black 		
105.005.01 02 03		<ul style="list-style-type: none"> - Ručka; (LA 86/104mm), FUTURA 3D (130 micro) - Oznaka proizvođača Giesse: 01094410 -bijela 01094376 -siva 01094500 -crna - Boje: 01- bijela; 02 - siva; 03 - crna - Handle; (LA 86/104mm), FUTURA 3D (130 micro) - Manufacturer code Giesse: 01094410 -bijela 01094376 -siva 01094500 -crna - Colors: 01- white; 02 - gray; 03 - black 		
143.049		<ul style="list-style-type: none"> - Blokada za okretnog otvaranja (...za ručku 01094xxx) - Oznaka proizvođača Giesse: 02235 - Turn opening block - Manufacturer code Stublina: 02235 		

Oznaka Code	Izgled-presjek View-cross section	Opis Description	Materijal Material	Napomena Remark
135.029		<ul style="list-style-type: none"> - Zapinjač - Oznaka proizvođača Giese: 04030000 - Locking bolt - Manufacturer code Giese: 04030000 		
143.042		<ul style="list-style-type: none"> - Prihvatnik zapinjača - Oznaka proizvođača Giese: 01347000 - Locking bolt acceptor - Manufacturer code Giese: 01347000 		

OTKLOPNO (VENTUS) I ZAOKRETNO OTVARANJE TILT (VENTUS) AND TURN OPENING

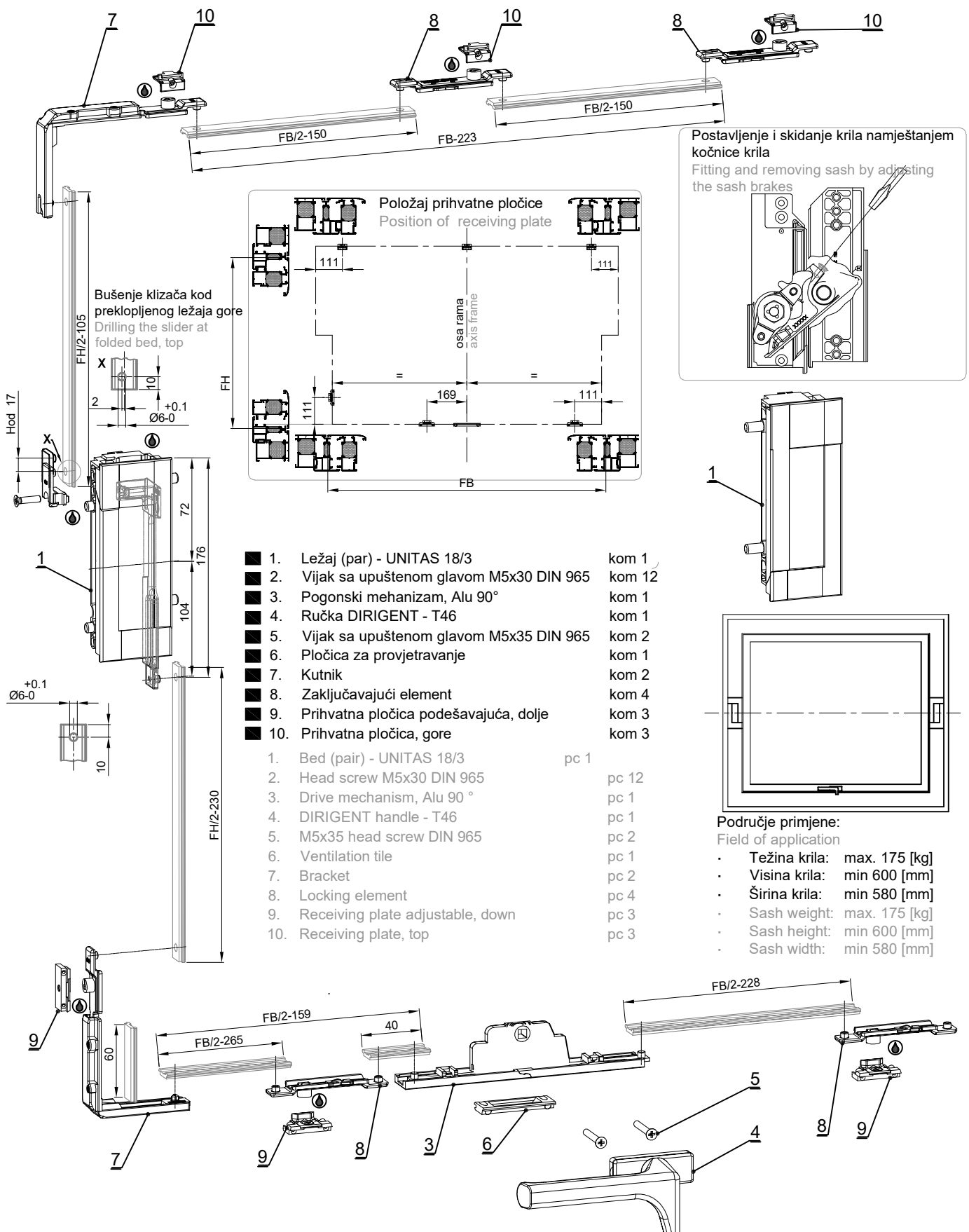


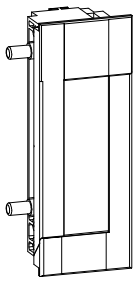
Oznaka Code	Izgled-presjek View-cross section	Opis Description	Materijal Material	Napomena Remark
122.047		<ul style="list-style-type: none"> - Dubinski ufrezavajuća getriba za otvaranje vani (35 mm) - Oznaka proizvođača: 6-25916-35-0 (GU) - Getriba to open out (35 mm) - Manufacturer code: 6-25916-35-0 (GU) 		
102.001.01 02 03		<ul style="list-style-type: none"> -Ručka Dirigent-F (GU) -Oznaka proizvođača: 6-28072-00-0- -Handle Dirigent-F (GU) -Manufacturer code: 6-28072-00-0- 	11 siva 06 crna 07 bijela 11 gray 06 black 07 white	
111.003.01 02 03		<ul style="list-style-type: none"> - Dvodijelna šarka-vani <i>EURO ŽLIJEB</i> - Stara oznaka EV-110 - Boje: 01- bijela; 02 - siva;03 - crna - Two-part hinge-outside <i>EURO GROOVE</i> - Former code EV-110 - Color: 01- white; 02 - gray;03 - black 		

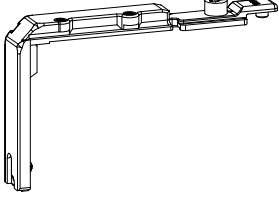

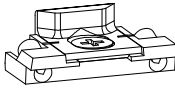
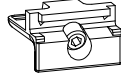
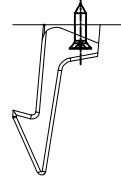
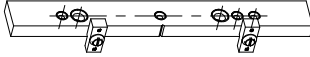
Oznaka Code	Izgled-presjek View-cross section	Opis Description	Materijal Material	Napomena Remark
134.018		<ul style="list-style-type: none"> - Teleskopski graničnik (Stub.) - Oznaka proizvođača: 4066.00 - Telescopic barrier (Stub.) - Manufacturer code: 4066.00 (Stub.) 		
102.002		<ul style="list-style-type: none"> - Pravokutni pogonski dio ručke (firkant) 7x7x143 mm - Oznaka proizvođača: 9-26874-81-0-1 (GU) - Pravokutni pogonski dio ručke (firkant) 7x7x143 mm - Oznaka proizvođača: 9-26874-81-0-1 (GU) 		
431.923		M5x70, DIN 965		
134.004		<ul style="list-style-type: none"> - Dodatno ključanje-prihvatnik tuljca - Oznaka proizvođača Stublina: 4010.03 - Eccentric pin guide for additional locking - Manufacturer code Stublina: 4010.03 		
134.005		<ul style="list-style-type: none"> - Dodatno ključanje-tuljac - Oznaka proizvođača Stublina: 4010.27 - Eccentric pin for additional locking - Manufacturer code Stublina: 4010.27 		

142.011 - SET OKOVA ZA PROZOR - OTVARANJE OKO SREDNJE VODORAVNE OSE - GU

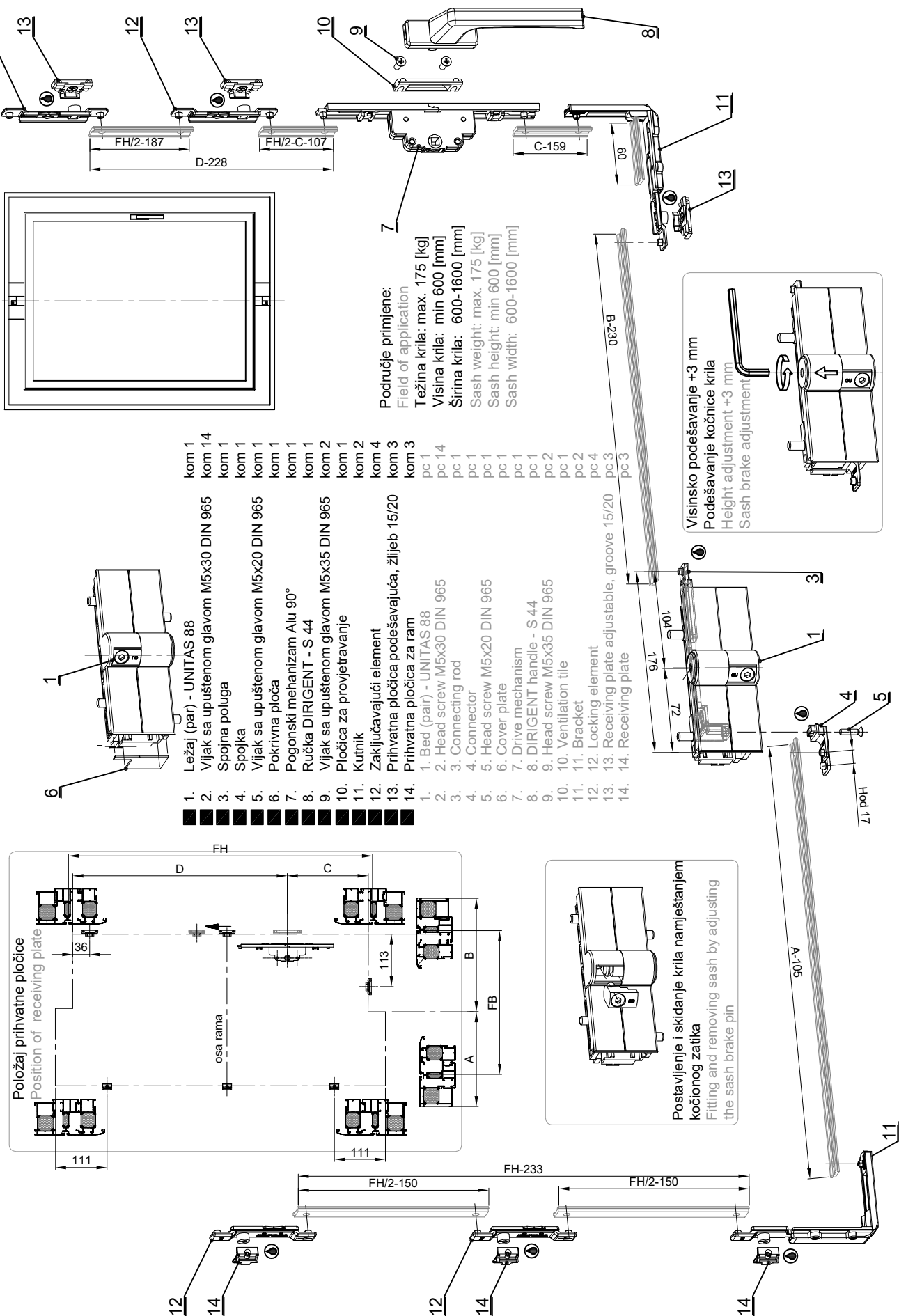
142.011 - WINDOWS SET - OPEN AROUND MIDDLE HORIZONTAL AXES - GU

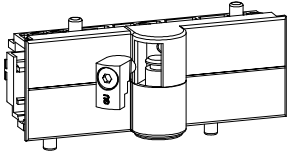

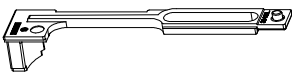
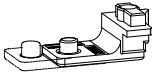


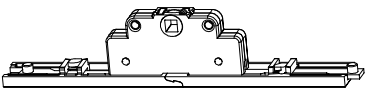


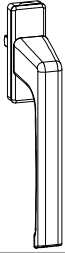

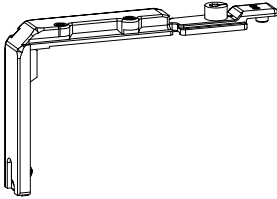

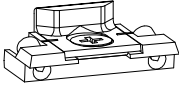
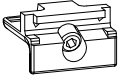
Oznaka Code	Izgled-presjek View-cross section	Opis Description	Materijal Material	Napomena Remark
142.036		-Ležaj (par) - UNITAS 18/3 -Oznaka proizvođača GU: 6-27212-08-P -Bed (pair) - UNITAS 18/3 -Manufacturer code GU: 6-27212-08-P		
142.037		-Vijak sa upuštenom glavom M5x30 DIN 965 -Oznaka proizvođača GU: 9-13133-30-0 -Screw with countersunk head M5x30 DIN 965 -Manufacturer code GU: 9-13133-30-0		
142.038		-Pogonski mehanizam, Alu 90° -Oznaka proizvođača GU: 6-25948-37-0 -Drive mechanism -Manufacturer code GU: 6-25948-37-0		
142.039		-Ručka DIRIGENT - T 46 -Oznaka proizvođača GU: 6-29187-30-0 -Handle DIRIGENT - T 46 -Manufacturer code GU: 6-29187-30-0		
142.040		-Vijak sa upuštenom glavom M5x35 DIN 965 -Oznaka proizvođača GU: 9-13133-35-0 -Screw with countersunk head M5x35 DIN 965 -Manufacturer code GU: 9-13133-35-0		
142.041		-Pločica za provjetravanje -Oznaka proizvođača GU: 6-25982-00-0 -Ventilation tile -Manufacturer code GU: 6-25982-00-0		

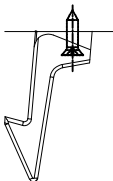

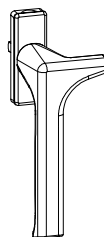

Oznaka Code	Izgled-presjek View-cross section	Opis Description	Materijal Material	Napomena Remark
142.042		-Kutnik -Oznaka proizvođača GU: 6-24529-00-0 -Bracket -Manufacturer code GU: 6-24529-00-0		
142.043		-Zaključavajući element -Oznaka proizvođača GU: 6-24539-00-0 -Locking element -Manufacturer code GU: 6-24539-00-0		
142.044		-Prihvatna pločica podešavajuća, dolje, žlijeb 15/20 -Oznaka proizvođača GU: 6-28832-00-0 -Receiving plate adjustable, down, groove 15/20 -Manufacturer code GU: 6-28832-00-0		
142.045		-Prihvatna pločica, gore -Oznaka proizvođača GU: 30959-01-0 -Receiving plate, top -Manufacturer code GU: 6-30959-01-0		
142.046		-Ručka DIRIGENT - S 44 -Oznaka proizvođača GU: 6-29189-30-0 -Handle DIRIGENT - S 44 -Manufacturer code GU: 6-29189-30-0		Elementi po izboru Elements of your choice
142.047		-Element za zadržavanje krila u 180° -Oznaka proizvođača GU: 6-20017-00-0 -Sash retaining element 180° -Manufacturer code GU: 6-20017-00-0		Elementi po izboru Elements of your choice
142.048		-Šablon za ležaj -Oznaka proizvođača GU: 6-27419-00-0 -Drilling template for bed -Manufacturer code GU: 6-27419-00-0		Elementi po izboru Elements of your choice

142.012 - SET OKOVA ZA PROZOR - OTVARANJE OKO SREDNJE OKOMITE OSE - GU
142.012 - WINDOWS SET - OPEN AROUND MIDDLE VERTICAL AXES GU

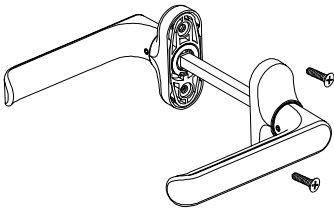

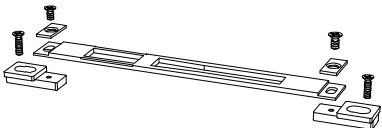
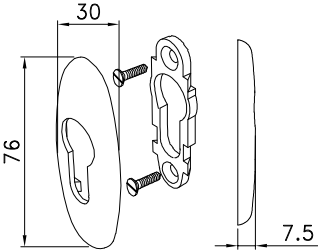
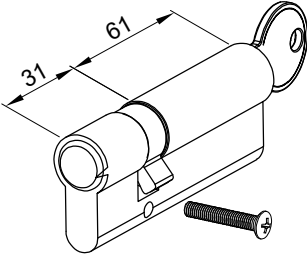


Oznaka Code	Izgled-presjek View-cross section	Opis Description	Materijal Material	Napomena Remark
142.049		-Ležaj (par) - UNITAS 88 -Oznaka proizvođača GU: 6-27337-08-P -Bed (pair) - UNITAS 88 -Manufacturer code GU: 6-27337-08-P		
142.037		-Vijak sa upuštenom glavom M5x30 DIN 965 -Oznaka proizvođača GU: 9-13133-30-0 -Screw with countersunk head M5x30 DIN 965 -Manufacturer code GU: 9-13133-30-0		
142.050		-Spojna poluga -Oznaka proizvođača GU: 9-35425-00-9 -Connecting rod -Manufacturer code GU: 9-35425-00-9		
142.051		-Spojka -Oznaka proizvođača GU: 9-35520-00-9 -Connector -Manufacturer code GU: 9-35520-00-9		
142.052		-Vijak sa upuštenom glavom M5x20 DIN 965 -Oznaka proizvođača GU: 9-13133-20-R -Screw with countersunk head M5x20 DIN 965 -Manufacturer code GU: 9-13133-20-R		
142.053		-Pokrivna ploča -Oznaka proizvođača GU: 9-35853-00-0 -Cover plate -Manufacturer code GU: 9-35853-00-0		
142.038		-Pogonski mehanizam, Alu 90° -Oznaka proizvođača GU: 6-25948-37-0 -Drive mechanism -Manufacturer code GU: 6-25948-37-0		

Oznaka Code	Izgled-presjek View-cross section	Opis Description	Materijal Material	Napomena Remark
142.046		-Ručka DIRIGENT - S 44 -Oznaka proizvođača GU: 6-29189-30-0 -Handle DIRIGENT - S 44 -Manufacturer code GU: 6-29189-30-0		
142.040		-Vijak sa upuštenom glavom M5x35 DIN 965 -Oznaka proizvođača GU: 9-13133-35-0 -Screw with countersunk head M5x35 DIN 965 -Manufacturer code GU: 9-13133-35-0		
142.042		-Kutnik -Oznaka proizvođača GU: 6-24529-00-0 -Bracket -Manufacturer code GU: 6-24529-00-0		
142.043		-Zaključavajući element -Oznaka proizvođača GU: 6-24539-00-0 -Locking element -Manufacturer code GU: 6-24539-00-0		
142.044		-Prihvatna pločica podešavajuća, dolje, žlijeb 15/20 -Oznaka proizvođača GU: 6-28832-00-0 -Receiving plate adjustable, down, groove 15/20 -Manufacturer code GU: 6-28832-00-0		
142.045		-Prihvatna pločica, gore -Oznaka proizvođača GU: 30959-01-0 -Receiving plate, top -Manufacturer code GU: 6-30959-01-0		

Oznaka Code	Izgled-presjek View-cross section	Opis Description	Materijal Material	Napomena Remark
142.047		-Element za zadržavanje krila u 180° -Oznaka proizvođača GU: 6-20017-00-0 -Sash retaining element 180° -Manufacturer code GU: 6-20017-00-0		Elementi po izboru Elements of your choice
142.048		-Šablon za ležaj -Oznaka proizvođača GU: 6-27419-00-0 -Drilling template for bed -Manufacturer code GU: 6-27419-00-0		Elementi po izboru Elements of your choice
142.039		-Ručka DIRIGENT - T 46 -Oznaka proizvođača GU: 6-29187-30-0 -Handle DIRIGENT - T 46 -Manufacturer code GU: 6-29187-30-0 samo za lijeve prozore-otvaranje unutra left window only - open inside		Elementi po izboru Elements of your choice
142.041		-Pločica za provjetravanje -Oznaka proizvođača GU: 6-25982-00-0 -Ventilation tile -Manufacturer code GU: 6-25982-00-0 samo za lijeve prozore-otvaranje unutra left window only - open inside		Elementi po izboru Elements of your choice

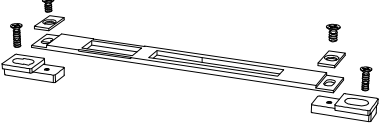
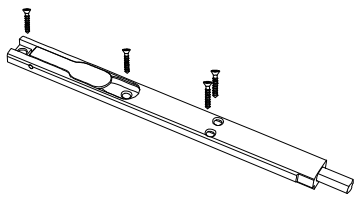
OKOV ZA JEDNOKRILNA VRATA - (otvaranje unutra i vani)
HARDWARE FOR ONE-LEAF DOOR - (inward and outward opening)

Oznaka Code	Izgled-presjek View-cross section	Opis Description	Materijal Material	Napomena Remark
104.009.01 02 03		<ul style="list-style-type: none"> - Ručka za vrata (duljina šipa 8x8 : L=160mm) - Oznaka proizvođača Stublina: 1132.20.310 -bijela 315 -siva 313 -crna - Boje: 01- bijela; 02 - siva;03 - crna - Door handle.....(length of pin 8x8 : L=160mm) - Manufacturer code Stublina: 1132.20.310 -white 315 -gray 313 -black - Color: 01- white; 02 - gray;03 - black 	AlSi Zamak	
124.001		<ul style="list-style-type: none"> - Brava 35 mm s jezičkom - Oznaka proizvođača Stublina: 3022.00 - Lock 35 mm with latchbolt - Manufacturer code Stublina: 3022.00 	Inox Čelik	
124.003		<ul style="list-style-type: none"> - Prihvatnik jezička brave (šild) - Oznaka proizvođača Stublina: 3016.00 - Lock latchbolt acceptor (safety panel) - Manufacturer code Stublina: 3016.00 	Prokrom Čelik	
124.032.01 02 03		<ul style="list-style-type: none"> - Štitnik cilindra za bravu (par) - Oznaka proizvođača Stublina: 1031.04.410 -bijela 415 -siva 413 -crna - Boje: 01- bijela; 02 - siva;03 - crna - Lock cylinder protector (two-sided) - Manufacturer code Stublina: 1031.04.410 -white 415 -gray 413 -black - Color: 01- white; 02 - gray;03 - black 	Zn Čelik	
124.002		<ul style="list-style-type: none"> - Uložak (cilindar) za bravu 35mm - Oznaka proizvođača Stublina: 5057.00.520 (dužina cilindra 92mm (31+61)) - Lock insert (cylinder) 35mm - Manufacturer code Stublina: 5057.00.520 (length cylinder 92mm (31+61)) 	Ni	

* Šarke za vrata biraju se po želji, ovisno o težini krila (stranica 203.08.003 i 203.08.004)

Door hinges can be chosen as desired, depending on the weight of the sash (page 203.08.003 and 203.08.004)

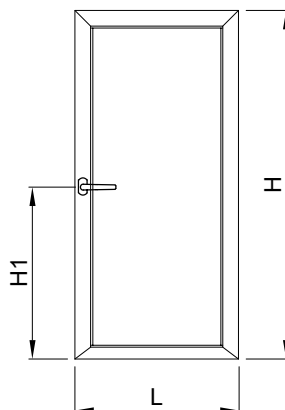
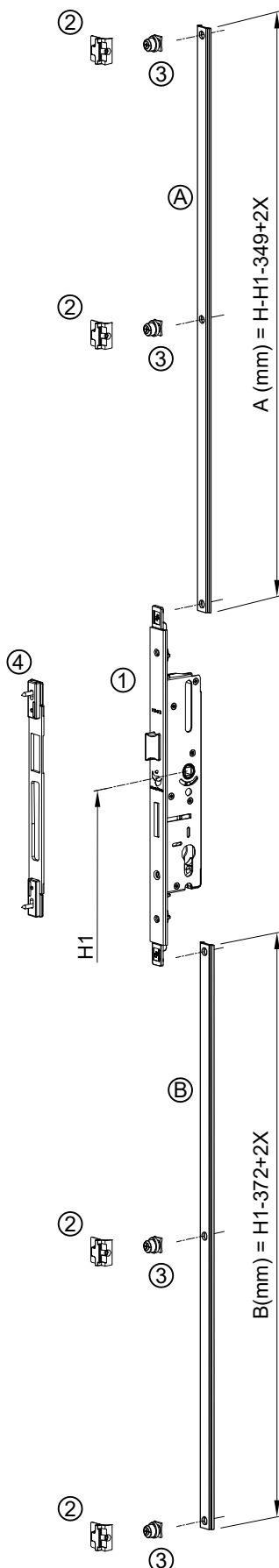
KLJUČANJE POMOĆNOG KRILA KOD DVOKRILNIH VRATA
LOCKING OF AUXILIARY LEAF ON DOUBLE DOOR

Oznaka Code	Izgled-presjek View-cross section	Opis Description	Materijal Material	Napomena Remark
124.003		<ul style="list-style-type: none"> - Prihvatnik jezička brave (šild) - Oznaka proizvođača Stublina: 3016.00 - Lock latchbolt acceptor (safety panel) - Manufacturer code Stublina: 3016.00 	Prokrom Čelik	
144.003.01 02 03		<ul style="list-style-type: none"> - Zapinjač-krakun za vrata - Oznaka proizvođača Stublina: 3006.00.310 -bijela 315 -siva 313 -crna - Boje: 01- bijela; 02 - siva;03 - crna - Door latch - Manufacturer code Stublina: 3006.00.310 -white 315 -gray 313 -black - Color: 01- white; 02 - gray;03 - black 		

* Šarke za vrata biraju se po želji, ovisno o težini krila (stranice 203.08.003 i 203.08.004)

Door hinges can be chosen as desired, depending on the weight of the sash (page 203.08.003 and 203.08.004)

BRAVA 35mm ZA KLJUČANJE U VIŠE MJESTA - STUBLINA LOCK 35mm FOR MULTIPLE LOCKING - STUBLINA



H - visina krila / leaf height
L - širina krila / leaf width
H1- visina brave (osa ručke)
lock height (axis handle)

1) 124.042

- Brava 35mm za ključanje u više mjesta
- Oznaka proizvođača Stublina: 3147.00
- Lock 35mm for multiple locking
- Manufacturer code Stublina: 3147.00

2) 134.004

- Dodatno ključanje-prihvatnik tuljca
- Oznaka proizvođača Stublina: 4010.03
- Eccentric pin guide for additional locking
- Manufacturer code Stublina: 4010.03

3) 134.005

- Dodatno ključanje-tuljac
- Oznaka proizvođača Stublina: 4010.27
- Eccentric pin for additional locking
- Manufacturer code Stublina: 4010.27

4) 124.003

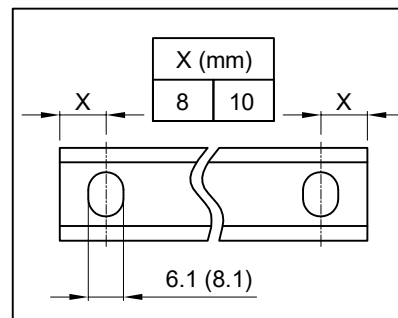
- Prihvatnik jezička brave (šild)
- Oznaka proizvođača Stublina: 3016.00
- Lock latchbolt acceptor (safety panel)
- Manufacturer code Stublina: 3016.00

A) NC-1459

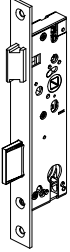
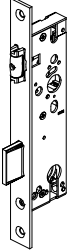



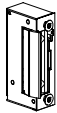
- profil klizača
- slide profile

B) NC-1459

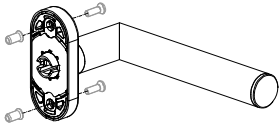
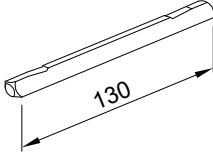
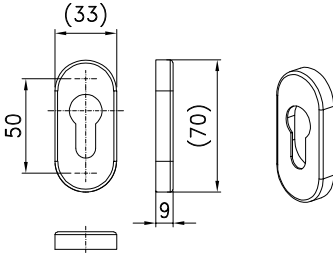
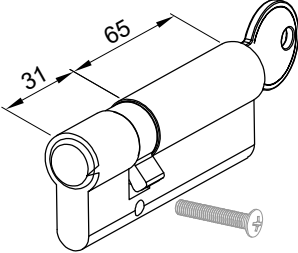
- profil klizača
- slide profile




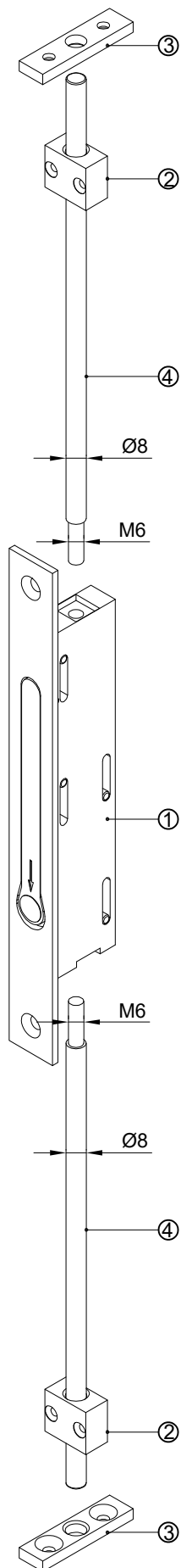
OKOV ZA JEDNOKRILNA VRATA - (otvaranje unutra i vani)
HARDWARE FOR ONE-LEAF DOOR - (inward and outward opening)

Oznaka Code	Izgled-presjek View-cross section	Opis Description	Materijal Material	Napomena Remark
122.073		<ul style="list-style-type: none"> - Brava 35 mm s jezičkom - Oznaka proizvođača GU-BKS: B 1314 0003 - Lock 35 mm with latchbolt - Manufacturer code GU-BKS: B 1314 0003 	Inox Čelik	
122.075		<ul style="list-style-type: none"> - Brava 35 mm s valjkom - Oznaka proizvođača GU-BKS: B 1315 0003 - Roller latch lock 35 mm - Manufacturer code GU-BKS: B 1315 0003 	Inox Čelik	
122.054		<ul style="list-style-type: none"> - Prihvatni lim (ravni) 22x3mm - Lijevi - Oznaka proizvođača GU: 6-39257-01-L-8 - Striking plate (flat) 22x3mm - Left - Manufacturer code GU: 6-39257-01-L-8 	Inox	
122.079		<ul style="list-style-type: none"> - Prihvatni lim (ravni) 22x3mm - Desni - Oznaka proizvođača GU: 6-39257-01-R-8 - Striking plate (flat) 22x3mm - Right - Manufacturer code GU: 6-39257-01-R-8 		
122.030		<ul style="list-style-type: none"> - Kućište zasuna brave (62mm) - Oznaka proizvođača GU: 9-48553-03-0-6 (Element po želji) - Latch bolt casement (62mm). - Manufacturer code GU: 9-48553-03-0-6 (Optional part) 	Pvc	
122.042		<ul style="list-style-type: none"> - Prihvatni dio za valjek - Oznaka proizvođača GU: K-15597-01-0-6 - Receiving part for the roller - Manufacturer code GU: K-15597-01-0-6 	Al Pvc	
122.055		<ul style="list-style-type: none"> - Elektro otvarač vrata GU ET8 standardni, bez klizača za jezičak, opruga 60N - Oznaka proizvođača GU: 6-38473-02-0-1 (Elektro otvarač se koristi po želji) - Electrical door opener GU ET8 standard, without latch slide cover, latch spring 60N - Manufacturer code GU: 6-38473-02-0-1 (Electrical door opener is optional) 		

OKOV ZA JEDNOKRILNA VRATA - (otvaranje unutra i vani)
HARDWARE FOR ONE-LEAF DOOR - (inward and outward opening)

Oznaka Code	Izgled-presjek View-cross section	Opis Description	Materijal Material	Napomena Remark
102.028		<ul style="list-style-type: none"> - Ručka za vrata s ovalnom rozetom serije BELCANTO H2.0 (s prihvatom četvrtke 8x8mm) - obostrano ručka - Oznaka proizvođača GU-BKS: B-70130-63-0-8 - Završna obrada: Inox, a ostale boje na upit. - Door handle with oval rosette serie BELCANTO H2.0 (for spindle 8x8mm) - lever set - Manufacturer code GU-BKS: B-70130-63-0-8 - Finish: stainless steel, other colours on request. 		
102.024		<ul style="list-style-type: none"> - Četvrtka 8x8 mm - Oznaka proizvođača GU-BKS: B-78400-0L-0-1 (dužina četvrtke L=130 mm) - Square spindle 8x8 mm - Manufacturer code GU-BKS: B-78400-0L-0-1 (spindle length L=130 mm) 		
122.098		<ul style="list-style-type: none"> - Ovalna rozeta za zaštitu cilindra serije BELCANTO - Oznaka proizvođača GU-BKS: B-72730-00-0-8 - Završna obrada: Inox, a ostale boje na upit. - Oval rosette for cylinder protection BELCANTO series - Manufacturer code GU-BKS: B-72730-00-0-8 - Finish: stainless steel, other colours on request. 		Naručuje se po komadu It is ordered per piece
122.092		<ul style="list-style-type: none"> - Uložak (cilindar) serije 88 - Oznaka proizvođača GU-BKS: B 8800 0501 (dužina cilindra 31-65mm) - Lock insert (cylinder) series 88 - Manufacturer code GU-BKS: B 8800 0501 (cylinder length 31-65mm) 	Ni	

KLJUČANJE POMOĆNOG KRILA KOD DVOKRILNIH VRATA LOCKING OF AUXILIARY LEAF ON DOUBLE DOOR



1) 122.057

- Bravica za ključanje pomoćnog krila u ramu i pragu
- oznaka proizvođača GU-BKS: B 1899 0201
- Lock for the auxiliary leaf in the frame and threshold
- manufacturer code GU-BKS: B 1899 0201

2) 521.312

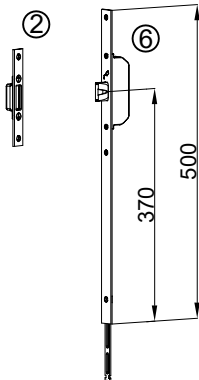

- Usmjerivač osovinice
- Shaft positioner

3) 521.314

- Pločica u ramu i pragu za ključanje pomoćnog krila
- Insert plate in the frame and threshold for the locking of auxiliary leaf

4) 521.315

- Osovinica Ø8 mm; L=2000 mm
- Shaft Ø8mm; L=2000 mm

SIGURNOSNA BRAVA 35mm SA TRI MJESTA KLJUČANJA - GU SECURY (MR2)
SAFETY LOCK 35mm WITH 3 LOCKING POINTS - GU SECURY (MR2)DIN 107-lijevo
DIN 107-leftDIN 107-desno
DIN 107-right**Okov za visine krila do 2414 mm**
Hardware for leaf heights to 2414 mm

- 1) Brava GU Secury sa masivnim zasunima (MR2)
Multipoint lock with massive bolts GU Secury (MR2)

Oznaka FEAL Code FEAL	Dubina Depth	Potisna ploča Push plate	Visina ručke (A) Handle height (A)	Rastojanje (E) Distance (E)	Četvrtka Quarter	Visina brave (B) Lock height (B)	(C)	(D)	Oznaka proizvođača Manufacturer code
122.052	35	24x2.5	1020	92	□ 8	2285	760	730	6-31542-14-0-8

2) **122.053**

Prihvatna pločica (ravna) 22x3mm
- oznaka proizvođača GU: 6-40059-02-0-8
Striking plate (flat) 22x3mm
- manufacturer code GU: 6-40059-02-0-8

3) **122.054** (Lijevi) ; **122.079** (desni)

Prihvatni lim (ravni) 22x3mm,
- oznaka proizvođača GU: 6-39257-01-L-8 (Lijevi);
6-39257-01-R-8 (Desni)
Striking plate (flat) 22x3mm,
- manufacturer code GU: 6-39257-01-L-8 (Left);
6-39257-01-R-8 (Right)

4) **122.030**

Kučiste zasuna brave (62mm)
- oznaka proizvođača GU: 9-48553-03-0-6.....(Element po želji)
Latch bolt casement (62mm).
- manufacturer code GU: 9-48553-03-0-6.....(Optional part)

5) **122.055**

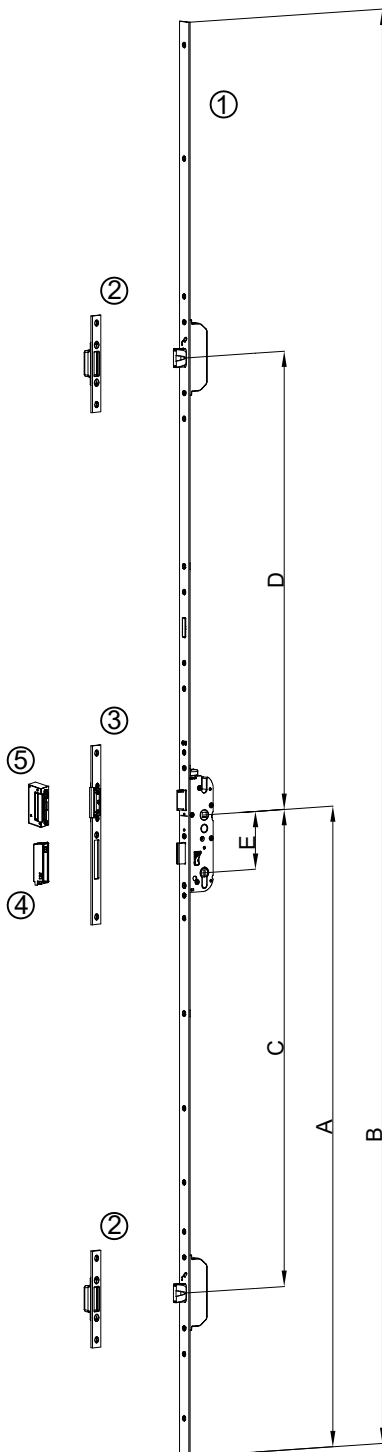
Elektro otvarač vrata GU ET8 standardni, bez klizača za jezičak, opruga 60N
- oznaka proizvođača GU: 6-38473-02-0-1.....(Elektro otvarač se koristi po želji)
Electrical door opener GU ET8 standard, without latch slide cover, latch spring 60N
- manufacturer code GU: 6-38473-02-0-1.....(Electrical door opener is optional)

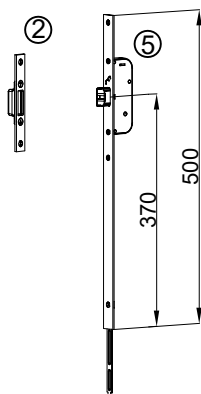

Dodatni okov za visine krila 2415-2800 mm
Additional hardware for leaf heights 2415-2800 mm6) **122.077**

Secury produžetak brave MR2/24x3/500mm
(dodatno gornje ključanje za visine krila 2415-2800mm)
- oznaka proizvođača GU: 6-37395-12-0-8.....(Element po želji)
Secury lock extension MR2/24x3/500mm
(additional upper lock for leaf heights 2415-2800mm
- manufacturer code GU: 6-37395-12-0-8.....(Optional part)

2) **122.053**

Prihvatna pločica (ravna) 22x3mm
- oznaka proizvođača GU: 6-40059-02-0-8
Striking plate (flat) 22x3mm
- manufacturer code GU: 6-40059-02-0-8



SIGURNOSNA BRAVA 35mm SA TRI MJESTA KLJUČANJA - GU SECUR (SECA)
SAFETY LOCK 35mm WITH 3 LOCKING POINTS - GU SECUR (SECA)DIN 107-lijevo
DIN 107-leftDIN 107-desno
DIN 107-right**Okov za visine krila do 2414 mm**
Hardware for leaf heights to 2414 mm

- 1) Brava GU Secury sa automatskim zasunima (SECA)
Multipoint lock with automatic bolts GU Secury (SECA)

Oznaka FEAL Code FEAL	Dubina Depth	Potisna ploča Push plate	Visina ručke (A) Handle height (A)	Rastojanje (E) Distance (E)	Četvrtka Quarter	Visina brave (B) Lock height (B)	(C)	(D)	Oznaka proizvođača Manufacturer code
122.071	35	24x2.5	1020	92	□ 8	2285	760	730	6-28479-31-0-8

2) **122.053**

Prihvatna pločica (ravna) 22x3mm
- oznaka proizvođača GU: 6-40059-02-0-8
Striking plate (flat) 22x3mm
- manufacturer code GU: 6-40059-02-0-8

3) **122.054** (Lijevo) ; **122.079** (desni)

Prihvatni lim (ravni) 22x3mm,
- oznaka proizvođača GU: 6-39257-01-L-8 (Lijevo);
6-39257-01-R-8 (Desni)
Striking plate (flat) 22x3mm,
- manufacturer code GU: 6-39257-01-L-8 (Left);
6-39257-01-R-8 (Right)

4) **122.030**

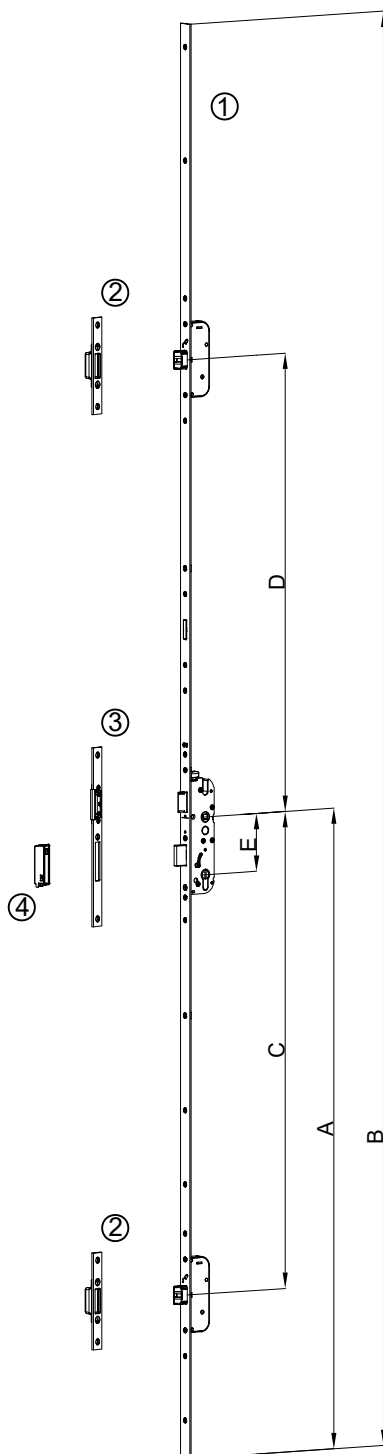
Kučiste zasuna brave (62mm)
- oznaka proizvođača GU: 9-48553-03-0-6.....(Element po želji)
Latch bolt casement (62mm).
- manufacturer code GU: 9-48553-03-0-6.....(Optional part)

Dodatni okov za visine krila 2415-2800 mm
Additional hardware for leaf heights 2415-2800 mm5) **122.078**



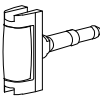
Secury produžetak brave SECA/24x3/500mm
(dodatno gornje ključanje za visine krila 2415-2800mm)
- oznaka proizvođača GU: 6-37395-12-0-8.....(Element po želji)
Secury lock extension SECA/24x3/500mm
(additional upper lock for leaf heights 2415-2800mm
- manufacturer code GU: 6-37395-12-0-8.....(Optional part)

2) **122.053**

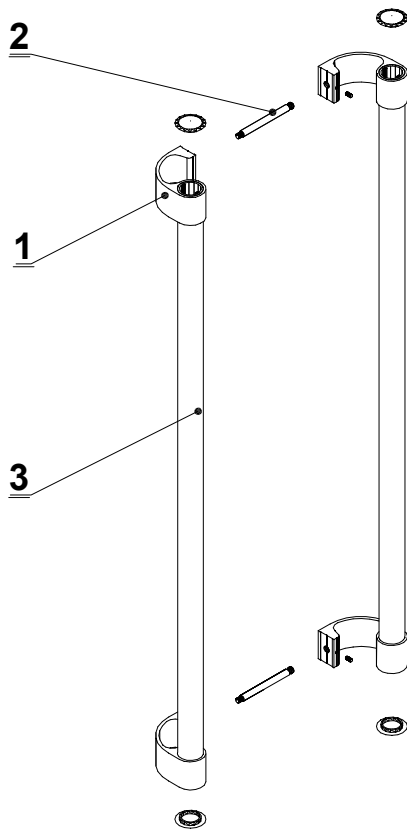
Prihvatna pločica (ravna) 22x3mm
- oznaka proizvođača GU: 6-40059-02-0-8
Striking plate (flat) 22x3mm
- manufacturer code GU: 6-40059-02-0-8



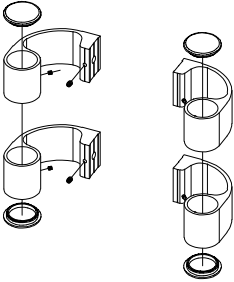
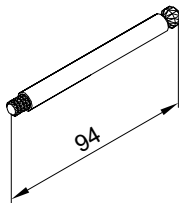
DODACI ZA SIGURNOSNE BRAVE 35mm i 45mm S TRI MJESTA KLJUČANJA - GU SECURY (MR2) I (SECA)
ACCESSORIES FOR SAFETY LOCKS 35 MM AND 45 MM WITH 3 LOCKING POINTS - GU SECURY MR2 AND SECA

Oznaka Code	Izgled-presjek View-cross section	Opis Description	Materijal Material	Napomena Remark
142.056		<ul style="list-style-type: none"> - Set Secury A-offner Elektro motor (motorno otvaranje brave SECA) - Oznaka proizvođača GU: K-18153-01-0-0 - Set Secury A-offner electromotor (motorized opening for the SECA lock) - Manufacturer code GU: K-18153-01-0-0 		
142.057		<ul style="list-style-type: none"> - Zaštita kabla 24x260x17 Ø10 do 100° otvaranje - Oznaka proizvođača GU: 6-29854-00-0-0 - Concealed cable duct 24x260x17 Ø10 up to 100° opening - Manufacturer code GU: 6-29854-00-0-0 		
122.042		<ul style="list-style-type: none"> - Prihvatni dio za valjak (za bravu MR2) - Oznaka proizvođača GU: K-15597-01-0-6 - Receiving part for the roller (for lock MR2) - Manufacturer code GU: K-15597-01-0-6 	Al Pvc	
122.040		<ul style="list-style-type: none"> - Valjak za bravu 35 mm (MR2) - Oznaka proizvođača GU: 6-36144-35-0-1 A - Roller for lock 35 mm (MR2) - Manufacturer code GU: 6-36144-35-0-1 A 		

RUHOHVAT ZA VRATA (OBOSTRANO) DOOR PULL HANDLE (BOTH SIDES)

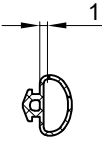

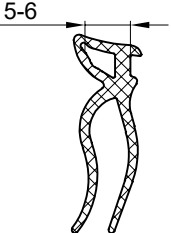
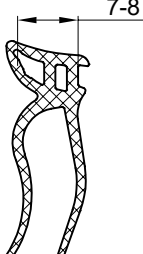
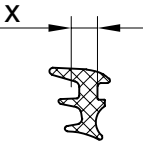


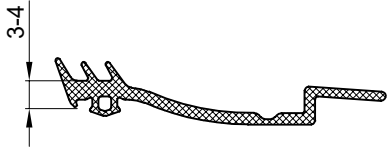
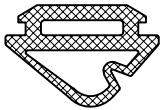

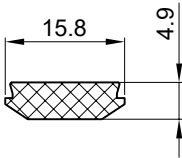
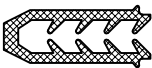
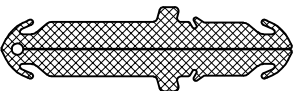
1. Art. **100.019**..... kom 1
Artikal sadržava:
 -nosač rukohvata, vanjski art.391.182 kom 2
 -nosač rukohvata, unutarnji art.391.181 kom 2
 -čep za profil rukohvata art. 375.075 kom 4
 -vijak imbus M6x10 DIN 914 art.431.342 kom 2
 -vijak imbus M5x4 DIN 913 art.431.805 kom 4
 2. Art. **391.177**
 -inox osovina (L=94 mm)..... kom 2
 3. Profil rukohvata vrata **F-0829**..... kom 2
 Profil F-0829 se pila na mjeru - prema zahtjevu kupca a isporučuje se u standardnoj mjeri - 6500 mm
1. Art. **100.019**..... pcs 1
Elements of products:
 -handrail carrier, outside art.391.182 pcs 2
 -handrail carrier, inside art.391.181 pcs 2
 -plug for profile of handrail art. 375.075 pcs 4
 -screw M6x10 DIN 914 art.431.342 pcs 2
 -screw M5x4 DIN 913 art.431.805 pcs 4
 2. Art. **391.177**
 inox shaft (L=94 mm)..... pcs 2
 3. Handrail profile of door **F-0829** pcs 2
 The profile OF-0829 is cutted at dimension- according to request of customer and delivering in standard dimension-6500 mm

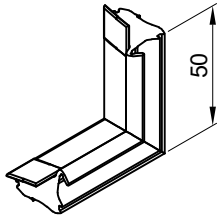

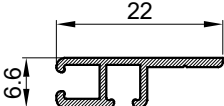
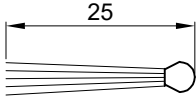
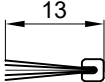
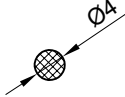
Oznaka Code	Izgled-presjek View-cross section	Opis Description	Materijal Material	Napomena Remark
100.019 01 02 03		- Nosač rukohvata F-0829 - Boje: 01- bijela; 02 - siva;03 - crna - Carrier handrail F-0829 - Color: 01- white; 02 - gray;03 - black		
391.177		- Inox osovina (L=94 mm) - Inox shaft (L=94 mm)	Inox Inox	


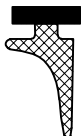
Brtvila Gaskets

Oznaka Code	Izgled-presjek View-cross section	Opis Description	Materijal Material	Napomena Remark
321.001		-Brtva u krilu -Stara oznaka (Z107) -Sash gasket -Former code (Z107)	EPDM	61
321.006		-Brtva u krilu -Stara oznaka (Z106) -Sash gasket -Former code (Z106)	EPDM	61
311.001		-Brtva prema staklu /unutarnja/ -Stara oznaka (921) -Gasket towards glass /interior/ -Former code (921)	EPDM	71
311.002		-Brtva prema staklu /unutarnja/ -Stara oznaka (918) -Gasket towards glass /interior/ -Former code (918)	EPDM	71
321.002		-Brtva prema staklu /vanjska/ -Stara oznaka (Z111) -Gasket towards glass /exterior/ -Former code (Z111)	EPDM	61
321.003		-Brtva prema staklu /vanjska/ -Stara oznaka (Z113) -Gasket to the glass /exterior/ -Former code (Z113)	EPDM	61
331.001		-Centralna brtva -Stara oznaka SB65-01 -Middle gasket -Former code SB65-01	EPDM	61

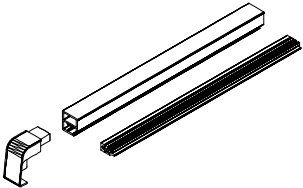
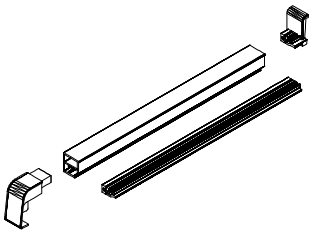

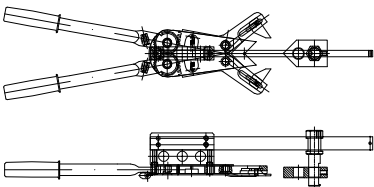
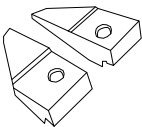
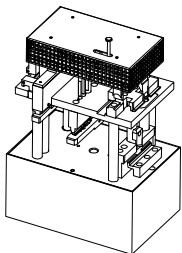
Oznaka Code	Izgled-presjek View-cross section	Opis Description	Materijal Material	Napomena Remark
314.001		-Brtila u ramu-smanjuje ulazak kapljevina u prozor -Stara oznaka Z-10 -Gasket in frame-reduces the entry of liquid into the window -Former code Z-10	TPE	65
311.003		-Brtila prema staklu /unutarnja,nosi 3-4 mm/ -Gasket towards glass /interior,carries 3-4 mm/	EPDM	71
311.004		-Brtila prema staklu /unutarnja,nosi 5-6 mm/ -Gasket towards glass /interior,carries 5-6 mm/	EPDM	71
311.005		-Brtila prema staklu /unutarnja,nosi 7-8 mm/ -Gasket towards glass /interior,carries 7-8 mm/	EPDM	71
311.014	UP-2 X=2 mm	 Brtila prema staklu(unutarnja) Gasket towards glass (interior)	EPDM	71
311.007	UP-5 X=5 mm			
311.008	UP-6 X=6 mm			
311.009	UP-7 X=7 mm			
311.010	UP-8 X=8 mm			

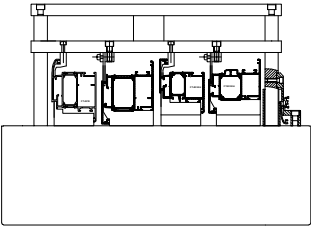
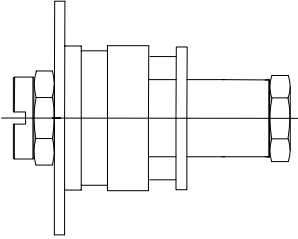
Oznaka Code	Izgled-presjek View-cross section	Opis Description	Materijal Material	Napomena Remark
321.004		<ul style="list-style-type: none"> -Brtva prema staklu /vanjska/ -Stara oznaka SB85-S1 -Gasket to the glass /exterior/ -Former code SB85-S1 	EPDM	71
344.071		<ul style="list-style-type: none"> -Brtva prema pragu vrata-otvaranje unutra i vani -Gasket towards door treshold-interior and exterior opening 	TPE	
344.088		<ul style="list-style-type: none"> - Brtva prema profilu praga - Gasket towards the threshold profile 	TPE	70 ShA
344.058		<ul style="list-style-type: none"> - Brtva u profilu praga - Gasket in threshold profile 	TPE	
344.087		<ul style="list-style-type: none"> -Brtva za profil FT-0231 -Gasket for profile FT-0231 	TPE	71
344.011		<ul style="list-style-type: none"> -Brtva za vezu-dilatacija profila FT-0226 H -Stara oznaka 02781/S -Connection gasket-profile dilatation FT-0226 H -Former code 02781/S 	EPDM	


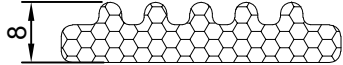
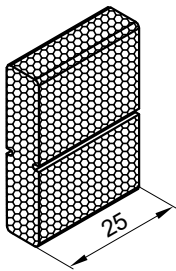
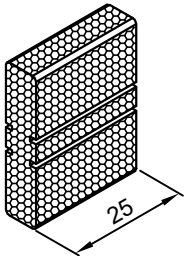
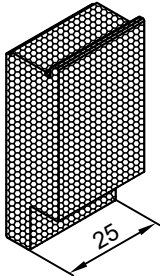
Oznaka Code	Izgled-presjek View-cross section	Opis Description	Materijal Material	Napomena Remark
345.001		<ul style="list-style-type: none"> -Kutni umetak za brtvu SB65-01 -Stara oznaka SB65-K1 -Angle insert for gasket SB65-01 -Former code SB65-K1 	EPDM	35
347.003		<ul style="list-style-type: none"> -Četkasta brtva 7x9 -Stara oznaka: PB*HFC -Brush gasket 7x9 -Former code: PB*HFC 		
521.001		<ul style="list-style-type: none"> -Držać četkaste brtve L=2500 mm -Stara oznaka Z 801 -Brush gasket holder L=2500 mm -Former code Z 801 		
347.001		<ul style="list-style-type: none"> -Četkasta brtva L=2500 mm -Stara oznaka Z 802 -Brush gasket L=2500 mm -Former code Z 802 	Al.	
347.008		<ul style="list-style-type: none"> - Četkasta brtva za MF-45 (13 mm) - Brush gasket for MF-45 (13 mm) 		
340.029		<ul style="list-style-type: none"> - Okrugla brtva Ø4 - Round gasket Ø4 		

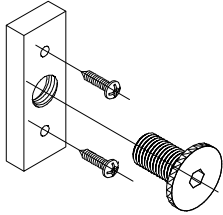
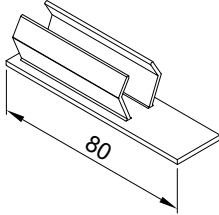
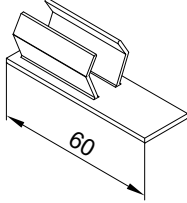
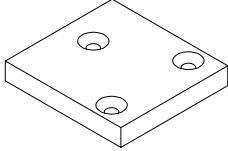
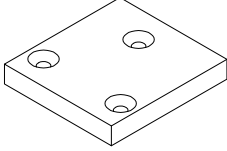
Oznaka Code	Izgled-presjek View-cross section	Opis Description	Materijal Material	Napomena Remark
340.055		- Brtva praga - -Threshold gasket	Elastron	
344.083		-Brtva za profil FT-0288H -Gasket for profile FT-0288H	TPE	


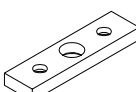

Dodaci Accessories

CODE	Izgled-presjek View - cross-section	Opis Description	Materijal Material	Nap. Remark
301.006. 01 02 03		- Set za bočni čep klupice -Aluminium window sill side caps	PVC TPE Al.	
301.009. 01 02 03		- Set za bočni čep klupice -Aluminium window sill side caps	PVC TPE Al.	
301.010. 01 02 03		- Set za bočni čep klupice (za klupicu 360mm) -Aluminium window sill side caps (for window sill 360mm)	PVC TPE Al.	
240.001		- Kliješta za kutne spojnice - Stara oznaka: kliješta - 83064 - Manual crimping tool - Former code: crimper - 83064		
240.001.00.01		- Noževi za kliješta kutnih spojnica - Stara oznaka: kliješta - Knives for crimper corner joint - Former code: crimper		
210.001		- Štanca za otklopno zaokretne sisteme prozora i vrata - Stara oznaka: Štanca S1 - Punching machine for tilt-turn systems of windows and doors: - Former code: Punch S1		

CODE	Izgled-presjek View - cross-section	Opis Description	Materijal Material	Nap. Remark
210.009		-Pneumatska štanca za obradu odvoda kondezata i provjetravanje u Termo 65 i Termo 85 -Stara oznaka : S9 -Pneumatic punch for condensate drainage and ventilation in Termo 65 and Termo 85 -Former code : S9		
220.001		-Set glodala za obradu prečki prema profilu krila i okvira (TERMO 65) -Set of milling cutters for processing window mullions towards sash and frame profile (TERMO 65)	Čelik Steel	

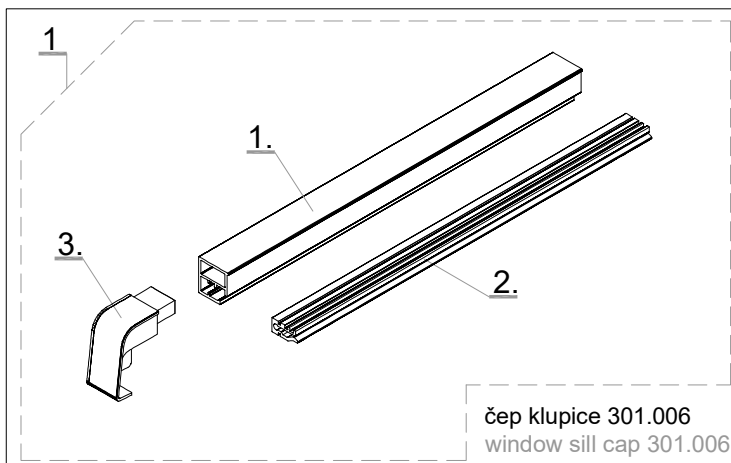
CODE	Izgled-presjek View - cross-section	Opis Description	Materijal Material	Nap. Remark
340.013		-Ispuna po opsegu stakla -Izoterm plamaframe -Insulation around the glass -Isoterm plamaframe	XPE	
348.002		-Ispuna po opsegu stakla sa ljepljivom trakom- -Izoterm plamaframe -Insulation around the glass with adhesive tape- -Isoterm plamaframe	XPE	
340.279	 L=25mm	-XPS barijera za komoru 7.5x35.5 -Za profil: FT-0201H (Termo 85) -XPS barrier for chamber 7.5x35.5 -For profile: FT-0201H (Termo 85)	XPS	
340.281	 L=25mm	-XPS barijera za komoru 7x32.2 -Za profil: FT-0206H (Termo 85) -XPS barrier for chamber 7x32.2 -For profile: FT-0206H (Termo 85)	XPS	
340.329	 25	-XPS barijera za komoru 15.3x50.2 -Za profil: FT-0275H (Termo 85) -XPS barrier for chamber 15.3x50.2 -For profile: FT-0275H (Termo 85)	XPS	

CODE	Izgled-presjek View - cross-section	Opis Description	Materijal Material	Nap. Remark
521.286		- Element za ugradnju - Instalation elemet	Al. PVC.	
521.287		- Umetak za profil ojačanja prečke (za profile NP-4183 i NP-4184) - End insert for window crossbar reinforcement (for profiles NP-4183 and NP-4184)	Al.	
521.288		- Umetak za profil ojačanja prečke (za profile F-1634 i NP-4184) - End insert for window crossbar reinforcement (for profiles F-1634 and NP-4184)	Al.	
391.148		-Aluminijska nosiva pločica francuskog balkona lijeva, 50 mm x 54 mm x 8 mm -French balcony aluminium glass support left 50 mm x 54 mm x 8 mm	Al.	
391.149		-Aluminijska nosiva pločica francuskog balkona desna, 50 mm x 54 mm x 8 mm -French balcony aluminium glass support right 50 mm x 54 mm x 8 mm	Al.	

CODE	Izgled-presjek View - cross-section	Opis Description	Materijal Material	Nap. Remark
521.312		-Usmjerivač osovince -Shaft positioner	Al.	
521.314		-Pločica u ramu i pragu za ključanje pomoćnog krila vrata -Insert plate in the frame and threshold for the locking of auxiliary and for lock the auxiliary door leaf	Al.	
521.315		-Osovinica Ø8 mm, L=2000 mm -Shaft Ø8 mm, L=2500 mm	Al.	

SET ZA BOČNI ČEP PROZORSKE KLUPICE 301.006 SET FOR SIDE CAP OF WINDOW SILL 301.006

- 1. - Osnovni profil
- 2. - PVC prihvatnik klupice
- 3. - Vanjski čep-prihvatnik klupice i profila
- 1. - Basic profile
- 2. - PVC window sill acceptor
- 3. - Outside cap - sill and profile acceptor

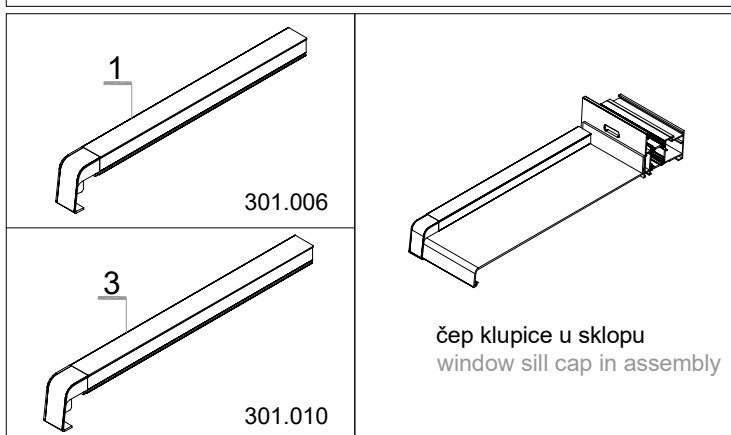


- 1 - Set za bočni čep klupice 301.006
- 2 - Set za bočni čep klupice 301.009
- 3 - Set za bočni čep klupice 301.010

-Setovi bočnih čepova 301.006 i 301.009 su u veličini profila klupice F-0680/J (280 mm)
-Za manje klupice se radi skraćivanje čepa prema mjerama u uputstvu artikla
-Set za bočni čep 301.010 - (360 mm)
-Izbor boje čepova prema RAL-karti

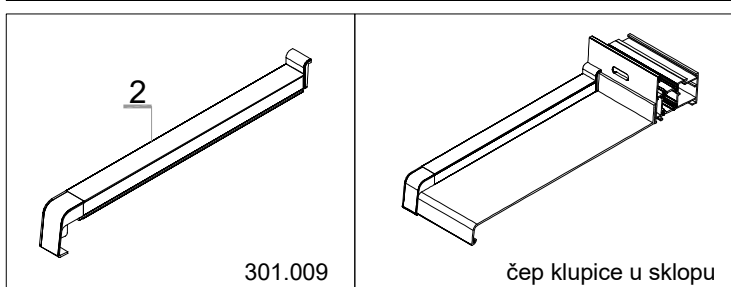
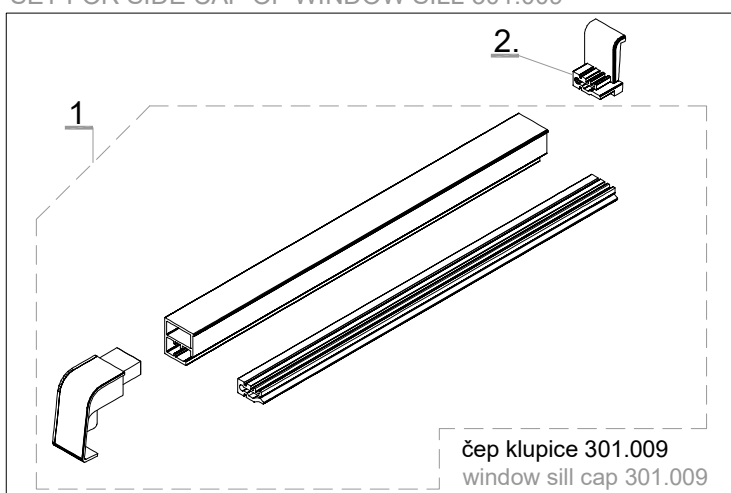
- 1 - Set for side cap of window sill 301.006
- 2 - Set for side cap of window sill 301.009
- 3 - Set for side cap of window sill 301.010

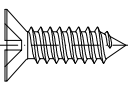
-Side cap set 301.006 i 301.009 are in size of window sill profile F-0680/J (280 mm)
-For smaller window sills side caps are shorten according to article dimensions
-Set for side cap 301.010 - (360 mm)
-Selection of cap colour according to RAL-map



SET ZA BOČNI ČEP PROZORSKE KLUPICE 301.009 SET FOR SIDE CAP OF WINDOW SILL 301.009

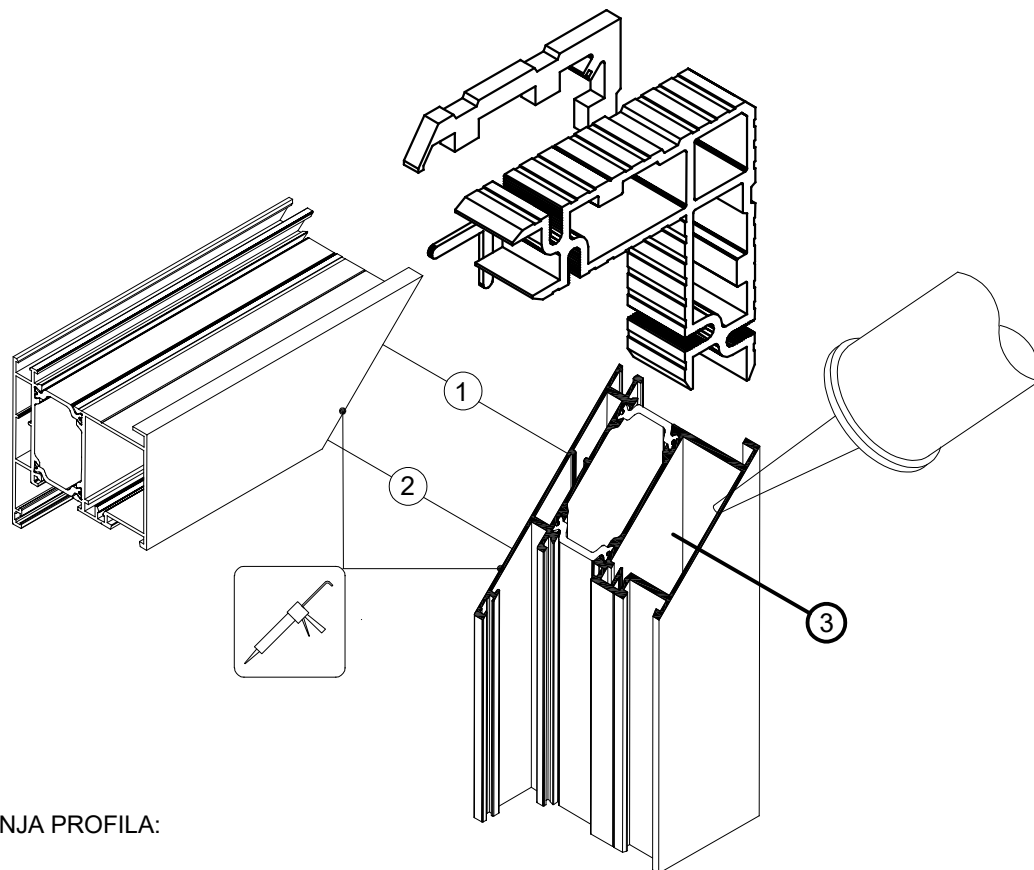
- 1 - Set klupice 301.006
- 2. - Čep do otvora-prihvatnik klupice i profila
- 1 - Window sill set 301.006
- 2. - Cap next to the opening - Window sill and profile acceptor



Oznaka Code	Opis Description	Izgled-presjek View-cross section	Materijal Material	Napomena Remark
433.017	vijak 3.9x16 DIN 7981 screw 3.9x16 DIN 7981		Inox A2	
433.019	vijak 3.9x22 DIN 7981 screw 3.9x22 DIN 7981		Inox A2	
433.020	vijak 3.9x25 DIN 7981 screw 3.9x25 DIN 7981		Inox A2	
433.021	vijak 3.9x32 DIN 7981 screw 3.9x32 DIN 7981		Inox A2	
433.029	vijak 4.2x16 DIN 7981 screw 4.2x16 DIN 7981		Inox A2	
433.030	vijak 4.2x19 DIN 7981 screw 4.2x19 DIN 7981		Inox A2	
433.031	vijak 4.2x22 DIN 7981 screw 4.2x22 DIN 7981		Inox A2	
433.035	vijak 4.2x38 DIN 7981 screw 4.2x38 DIN 7981		Inox A2	
433.036	vijak 4.2x45 DIN 7981 screw 4.2x45 DIN 7981		Inox A2	
433.037	vijak 4.2x50 DIN 7981 screw 4.2x50 DIN 7981		Inox A2	
433.043	vijak 4.8x19 DIN 7981 screw 4.8x25 DIN 7981		Inox A2	
433.045	vijak 4.8x25 DIN 7981 screw 4.8x25 DIN 7981		Inox A2	
433.046	vijak 4.8x32 DIN 7981 screw 4.8x32 DIN 7981		Inox A2	
433.047	vijak 4.8x38 DIN 7981 screw 4.8x38 DIN 7981		Inox A2	
433.048	vijak 4.8x45 DIN 7981 screw 4.8x45 DIN 7981		Inox A2	
433.092	vijak 3.5x16 DIN 7982 screw 3.5x16 DIN 7982		Inox A2	
433.106	vijak 3.5x19 DIN 7982 screw 3.5x19 DIN 7982		Inox A2	
433.118	vijak 4.2x19 DIN 7982 screw 4.2x19 DIN 7982		Inox A2	
433.121	vijak 4.2x32 DIN 7982 screw 4.2x32 DIN 7982		Inox A2	
433.122	vijak 4.2x38 DIN 7982 screw 4.2x38 DIN 7982		Inox A2	
433.123	vijak 4.2x45 DIN 7982 screw 4.2x45 DIN 7982		Inox A2	
433.134	vijak 4.8x38 DIN 7982 screw 4.8x38 DIN 7982		Inox A2	
433.135	vijak 4.8x45 DIN 7982 screw 4.8x38 DIN 7982		Inox A2	
430.183	turbo vijak (fischer FFS 7.5 x 52) turbo screw (fischer FFS 7.5 x 52)		Inox A2	
430.184	turbo vijak (fischer FFS 7.5 x 62) turbo screw (fischer FFS 7.5 x 62)		Inox A2	

Obrada i montaža

Processing and montage

SPAJANJE PROFILA KUTNIM SPOJNICAMA
CONNECTING PROFILE WITH CORNER BRACKETS

POSTUPAK SPAJANJA PROFILA:

1. Površine koje se spajaju očistiti i odmastiti odgovarajućim sredstvom (npr. Teroson VR 20 ili FL+)
2. Premazati površine koje se spajaju ljepilom (npr. Teroson MS 939).
3. Ljepilo ubrizgati u komore za kutnik (po opsegu komore)
4. Profile s kutnikom izravnati i spojiti
5. Dio ljepila koji iscuri između rezova očistiti sredstvom za čišćenje i odmašćivanje (npr. Teroson VR 20 ili FL+).

NAPOMENA:

Ovaj postupak spajanja profila primjenjiv je za sve Feal-ove kutnike i njima odgovarajuće komore.

Lijepljenjem rezova i kutnika ljepilima za metal, osigurava se potrebna zrako- i vodonepropusnosti spoja kao i dodatna mehanička čvrstoća spoja.

PROFILE CONNECTION PROCEDURE:

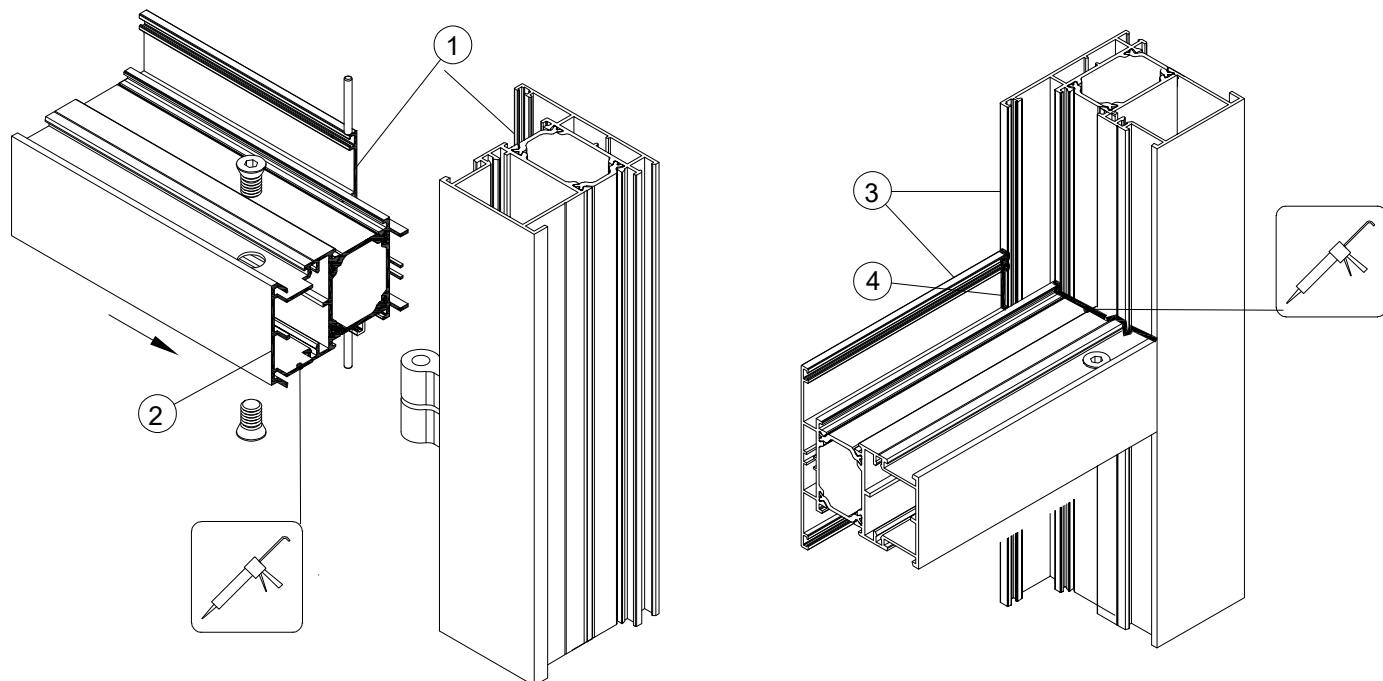
1. Clean and degrease all connecting surfaces with suitable products (e.g. Teroson VR 20 or FL+).
2. Smear connecting surfaces with metal glue (e.g. Teroson MS 939).
3. Inject metal glue into chambers for the corner bracket (on chamber edges)
4. Level profiles with corner brackets and connect
5. Leaked glue that comes from the joints remove with cleaning and degreasing products (e.g. Teroson VR 20 ili FL+ /).

NOTE:

This profile connection procedure is applicable for all Feal corner brackets and their appropriate chambers. By gluing the profile and corner brackets with a metal glue, necessary air and water tightness of the joint as well as additional mechanical properties is ensured

SPAJANJE PROFILA VEZNICIMA

CONNECTING OF PROFILES BY USING CONNECTING ELEMENT -(T-BRACKET)



POSTUPAK SPAJANJA PROFILA

1. Površine koje se spajaju-rezove očistiti i odmastiti odgovarajućim sredstvom (npr. Teroson VR 20 ili FL+)
2. Premazati površine koje se spajaju-rezove ljepilom za metal (npr. Teroson MS 939).
3. Profile s veznicima izravnati i spojiti
4. Nakon spajanja profila, sve žljebove ispuniti ljepilom za metal (npr. Teroson MS 939 (Henkel))
5. Dio ljepila koji iscuri između rezova očistiti sredstvom za čišćenje i odmašćivanje (npr. Teroson VR 20 ili FL+).

NAPOMENA:

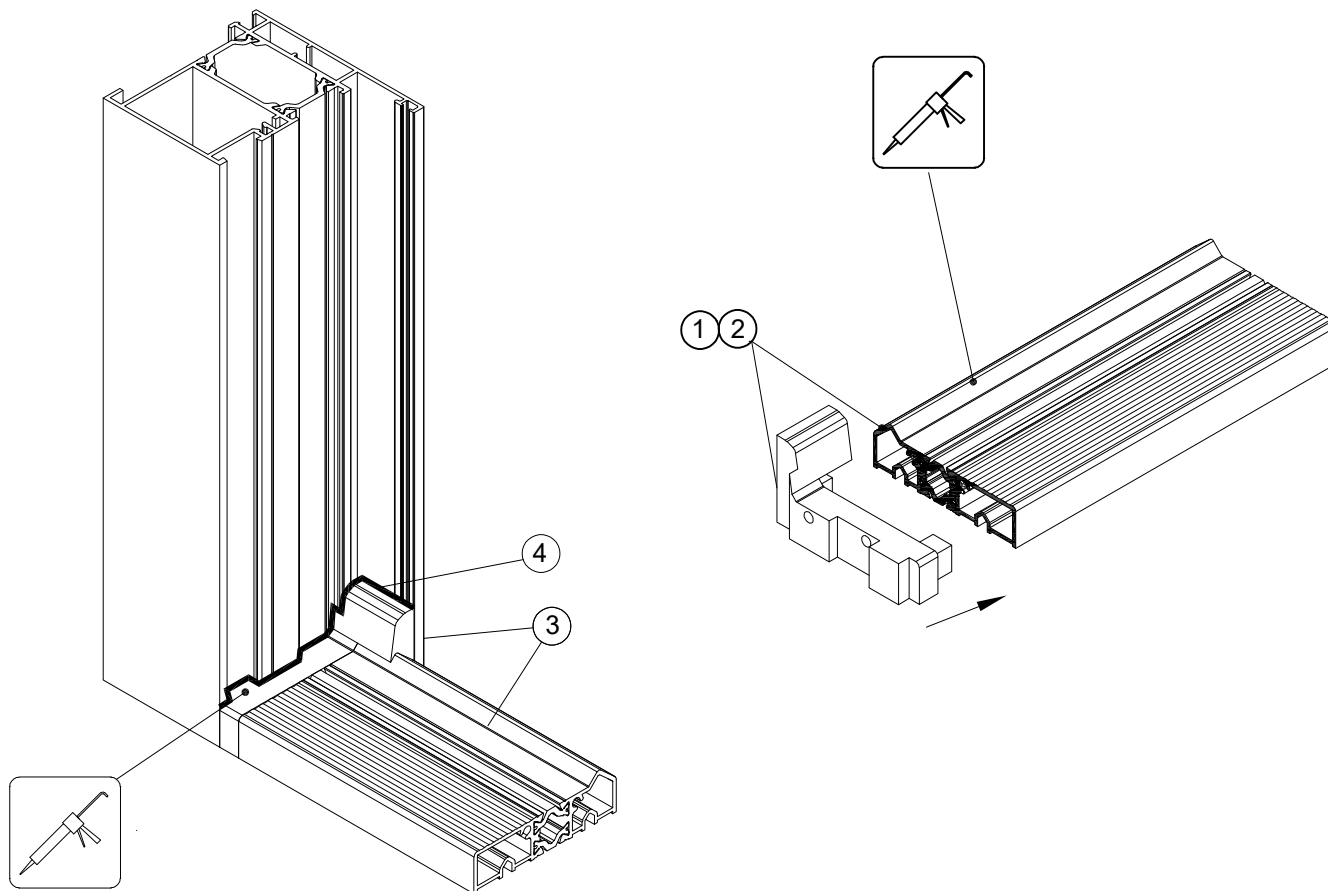
Lijepljenjem rezova, kao i svih spojeva profila sa ljepilima za metal, osigurava se potrebna zrako i vodonepropusnosti spoja kao i dodatna mehanička čvrstoća spoja.

PROFILE CONNECTION PROCEDURE:

1. Clean and degrease all connecting surfaces with suitable products (e.g. Teroson VR 20 ili FL+).
2. Smear connecting surfaces with metal glue (e.g. Teroson MS 939).
3. Level profiles with connecting element (T-bracket) and connect
4. After joining the profile, all profile joints must be filled with metal glue (e.g. Teroson MS 939).
5. Leaked glue that comes from the joints remove with cleaning and degreasing products (e.g. Teroson VR 20 ili Teroson FL+).

NOTE:

By gluing the profile, as well as all profile joints with a metal glue, necessary air and water tightness of the joint as well as additional mechanical properties is ensured.

SPAJANJE PROFILA PRAGA SA PROFILOM RAMA POMOĆU UMETKA
CONNECTING THE THRESHOLD PROFILE WITH FRAME PROFILE USING END INSERT

POSTUPAK SPAJANJA PROFILA

1. Površine koje se spajaju-rezove očistiti i odmastiti odgovarajućim sredstvom (npr. Teroson VR 20 ili FL+)
2. Na profilu praga premazati površine koje se spajaju ljepilom za metal (npr. Teroson MS 939).
- 2.1. Ljepilo za metal ubrizgati u komore profila praga na mjestima gdje ulazi umetak (po opsegu komore)
3. Profil praga i umetak izravnati i spojiti
4. Profil praga sa spojenim umetkom izravnati i spojiti sa profilom rama
5. Nakon spajanja profila, sve spojeve profila i umetka ispuniti ljepilom za metal (npr. Teroson MS 939)
6. Dio ljepila koji iscuri između rezova očistiti sredstvom za čišćenje i odmašćivanje (npr. Teroson VR 20 ili FL+).

NAPOMENA:

Lijepljenjem rezova, kao i svih spojeva profila sa ljepilima za metal, osigurava se potrebna zrako i vodonepropusnosti spoja kao i dodatna mehanička čvrstoća spoja.

PROFILE CONNECTION PROCEDURE:

1. Clean and degrease all connecting surfaces with suitable products (e.g. *Teroson VR 20* or *Teroson FL+*).
2. On threshold profile smear all connecting surfaces with metal glue (e.g. *Teroson MS 939*).
- 2.1. Inject metal glue into chambers on ends of the profile for the insert (on chamber edges).
3. Level threshold profile with insert and connect them
4. Level threshold profile with the connected insert with the frame and connect them
5. **After joining the profiles, all profile connections must be filled with metal glue** (e.g. *Teroson MS 939*).
6. Leaked glue that comes from the joints remove with cleaning and degreasing products (e.g. *Teroson VR 20* or *Teroson FL+*).

NOTE:

By gluing the profile, as well as all profile joints with a metal glue, necessary air and water tightness of the joint as well as additional mechanical properties is ensured.

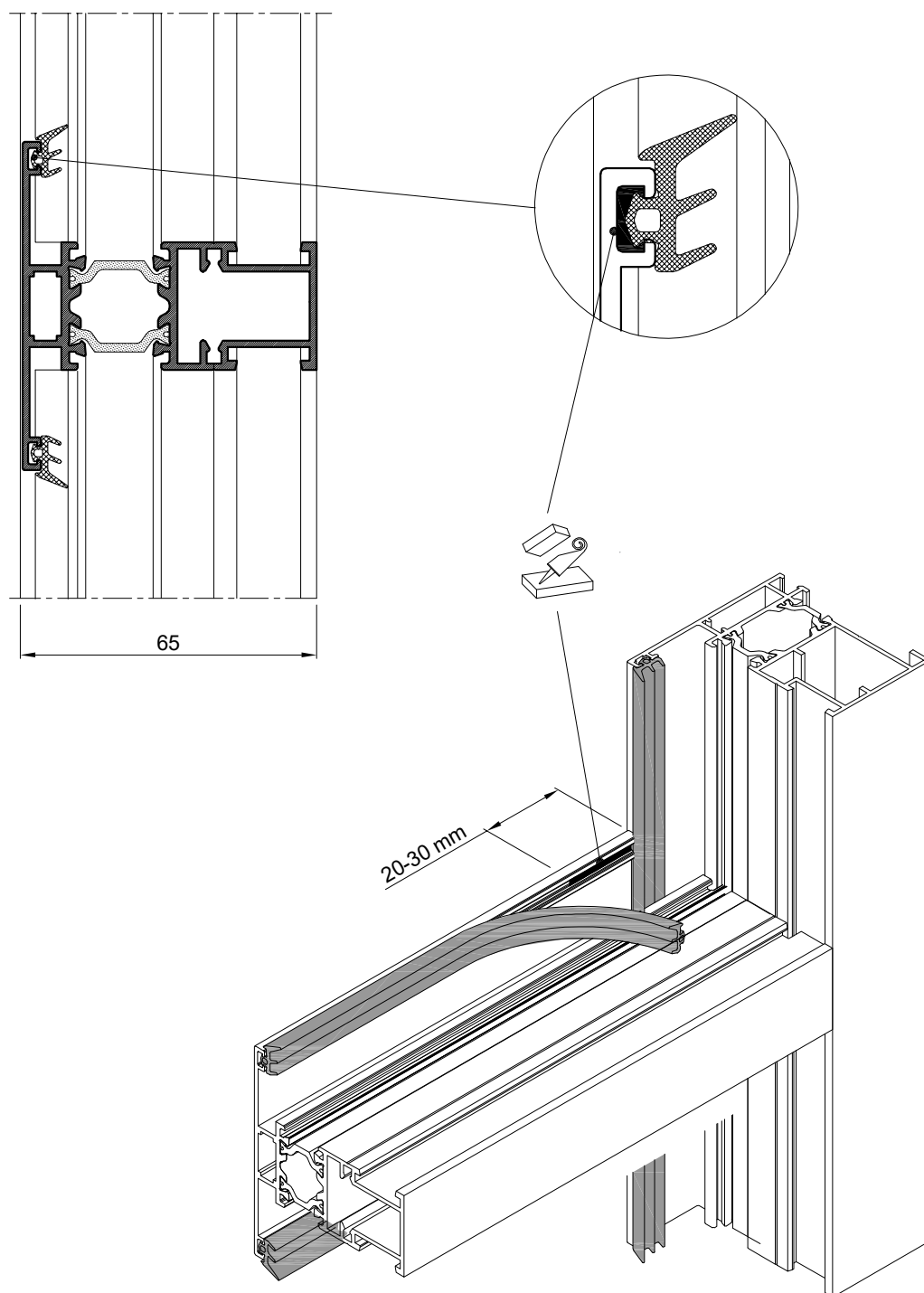
PREPORUKA:

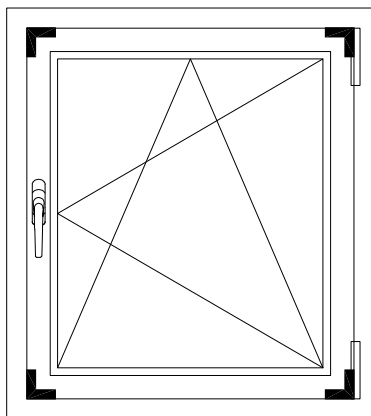
- Uslijed elastičnosti, dilatacije te drugih utjecaja često dolazi do povlačenja (skupljanja) brtve prema staklu u žlijebu, što dovodi do prodora vode u profil.
- Preporučuje se lijepljenje kraja brtve ljepilima za metal i EPDM (npr. trenutno ljepilo Loctite 4090)-prema skici.
- Odnosi se na sve brtve koje se uvlače u žlijeb.

RECOMMENDATION:

Due to elasticity, dilatation and other impacts gasket retraction towards the glass is possible, which can lead to water penetration in the profile.

It is recommended to glue the gasket ends with adhesives for metal and EPDM (eg. Loctite 4090- according to the drawing) This applies to all the gaskets with groove placement.



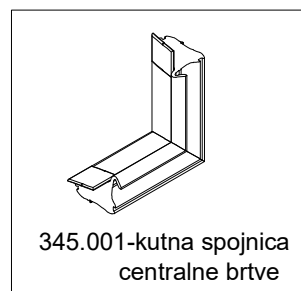
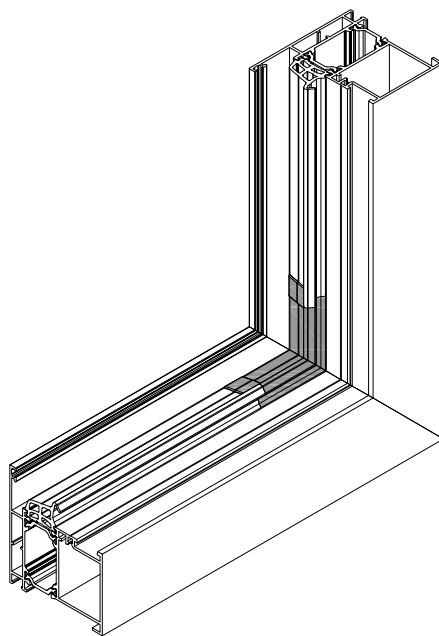
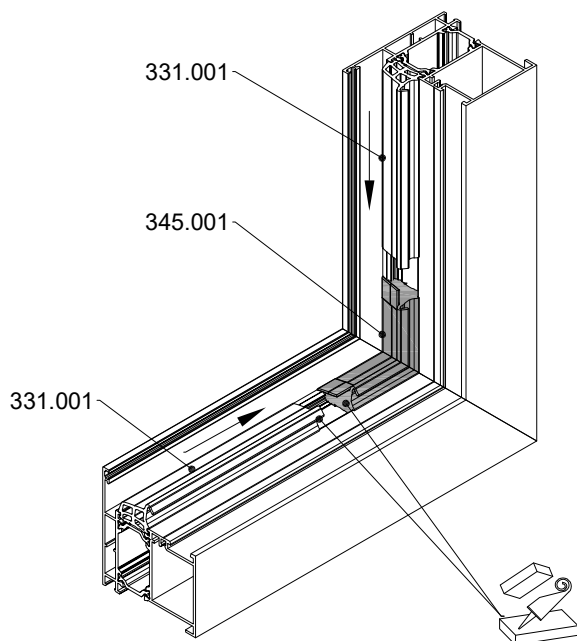
DETALJ UGRADNJE KUTNE SPOJNICE CENTRALNE BRTVE
DETALJ UGRADNJE KUTNE SPOJNICE CENTRALNE BRTVE


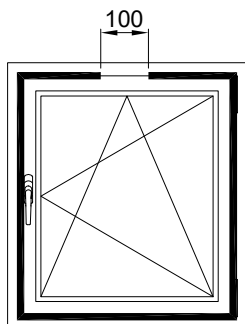
-Preporučuje se, na mjestu dodira, lijepljenje centralne brtve 331.001 i kutne spojnice brtve 345.001 ljepilom za EPDM (npr. trenutno ljepilo Loctite 4090).

-Ljepljenjem se osigurava neprekidnost centralne brtve čime se osigurava potrebna zrakopropusnost i vodonepropusnost spoja.

-It is recommended, at the point of contact, bonding of the central gasket 331.001 and the angular joint of the gasket 345.001 with EPDM adhesive (eg Loctite 4090 instant adhesive).

-Gluing ensures the continuity of the central gasket, ensuring the necessary airtightness and watertightness of the joint..





UPORABA BRTVE 314.001

-Radi smanjenja ulaska padalina u prostor rama preporučuje se uporaba brtve 314.001 (stara oznaka Z-10).

-Brtvu 314.001 umetnuti po opsegu prozora.

U gornjem pojasu brtva se prekida radi omogućavanja ventilacije prozora.

-Korištenje brtve 314.001 zahtjeva uporabu kutnika 730.001 umjesto kutnika 730.002.

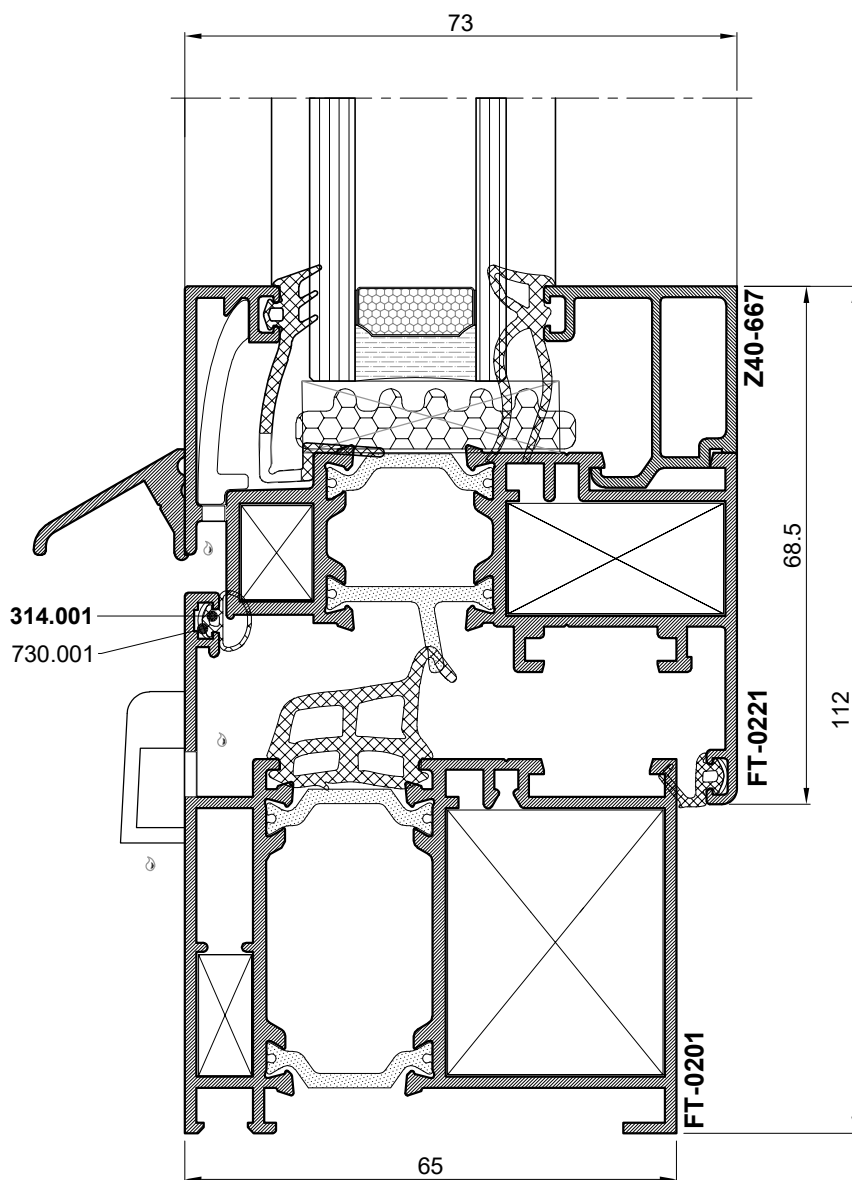
USE OF GASKET 314.001

-To reduce the flow of precipitation into the frame area, it is recommended to use gasket 314.001 (old mark Z-10).

-Insert gasket 314.001 by the window circumference.

In the upper belt, the gasket breaks to allow window ventilation.

-Using gasket 314.001 requires the use of angle 730.001 instead of angle 730.002.



ODVOD KAPLJEVINA IZ OTVARAJUĆEG PROZORA

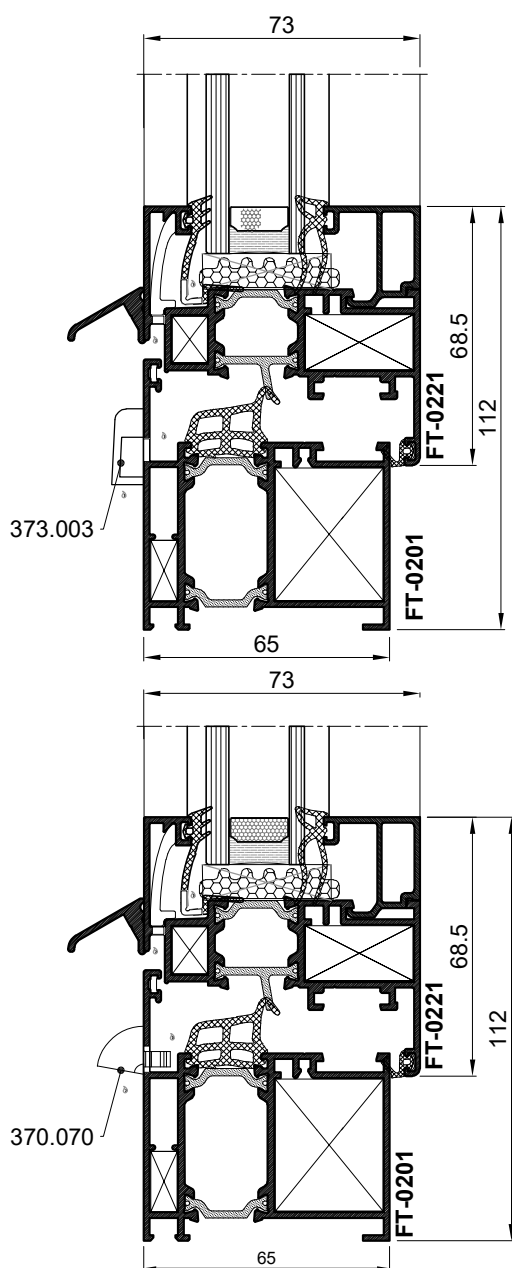
Kapljevine koje uđu u krilo prozora između brtve i ispune vode se kroz otvor na brtvi i profilu krila prema vani. Dio kapljevina iz krila i kapljevine s vana ulaze u predviđeni prostor u profilu rama te ga napuštaju kroz otvore u profilu koji se maskiraju čepom 373.003 ili 370.070.

Napomena: Otvore na profilu rama uvijek držati prohodnim.

WINDOW DRAINAGE

Liquids that enter the portion of window between gasket and filling are guided through opening on gasket and sash profile towards outside. Portion of liquids from sash and liquids from outside enter the appropriated space in profile and leave it through openings on profile that are masked with cap 373.003 or 370.070.

Remark: Openings on profile should be always passasble.



ODVOD KAPLJEVINA IZ FIKSNOG PROZORA

Kapljevine koje uđu u fiksni prozor između brtve i ispune vode se kroz otvor na brtvi i profilu rama prema vani.

Otvori se maskiraju čepom 373.003 ili 370.070.

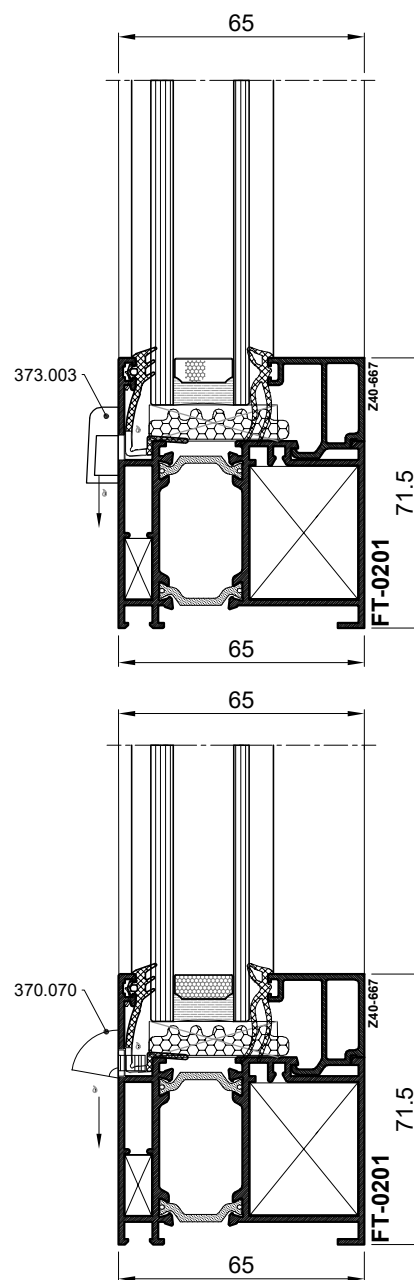
Napomena: Otvore na profilu rama uvijek držati prohodnim.

WINDOW DRAINAGE

Liquids that enter the fixed window between gasket and filling are led through opening on gasket and the frame profile outwards.

The openings are masked by a plug 373.003 or 370.070.

Remark: Openings on profile should be always passasble.



U uvjetima izraženih padalina (kiša, vjetar) može se koristiti opcija sa većim otvorom za kapljevinu (maska 370.070).

In the event of pronounced precipitation (rain, wind), an option with a larger orifice opening (mask 370.070) may be used.

PREPORUKE ZA LIJEPLJENJE STAKLA NA PROFIL KRILA
RECOMMENDATIONS FOR BONDING OF GLASS ON SASH PROFILE

Postupak lijepljenja se preporučuje izvoditi s krilom u položenom položaju. Ljepilo mora biti kompatibilno s kitom po obodu stakla jer u suprotnom lijepljenje neće biti uspješno.

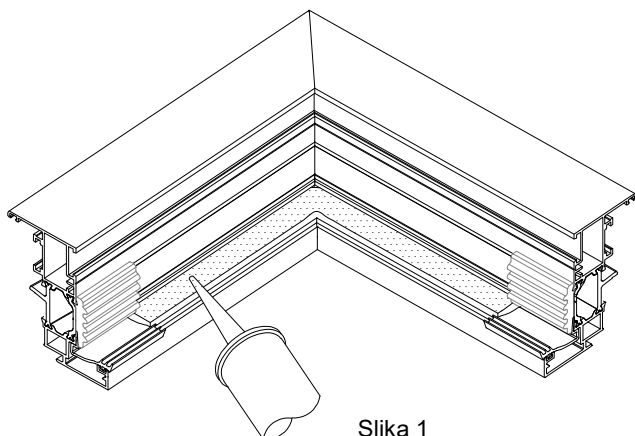
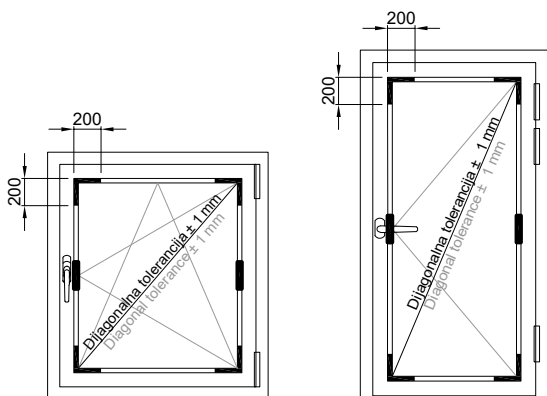
Postupak lijepljenja

1. Postaviti XPE termoizolaciju na profil i izrezati je na mjestima na kojima će se nanositi ljepilo i postavljati podmetači za staklo.
2. Očistiti i odmastiti sve površine na koje će se nanositi ljepilo odgovarajućim sredstvom.
/npr. DOWSIL R-40/ (ako je na površini na koju će se nanositi ljepilo brtva, prije čišćenja ukloniti taj dio brtve)
3. Nanijeti primer na očišćenu površinu profila
/npr. DOWSIL PRIMER-1200 OS/
4. Nanijeti ljepilo na profil
/npr. DOWSIL 993/ (slika 1),
5. Postaviti staklo
6. Postaviti podmetače za staklo na odgovarajuća mjesta (potrebno je odmah točno pozicionirati staklo jer nakon stvrdnjavanja ljepila nisu moguće korekcije)
7. Nanijeti ljepilo ispod stakla (slika 2)

Napomena

Otvori na profilu krila prozora radi odvoda kapljevina i ventiliranja komora krila moraju biti na udaljenosti većoj od 200 mm od unutarnjeg spoja krila tako da se ne začepi zbog ljepila ili podmetača za staklo. Prije daljnje obrade krila ljepilo se treba osušiti. (provjeriti upute proizvođača)

— ljepilo



Slika 1
Picture 1

It is recommended to perform glazing with sash profile in horizontal position. The adhesive must be compatible with the sealant on the glass edge, otherwise the bonding will not be successful.

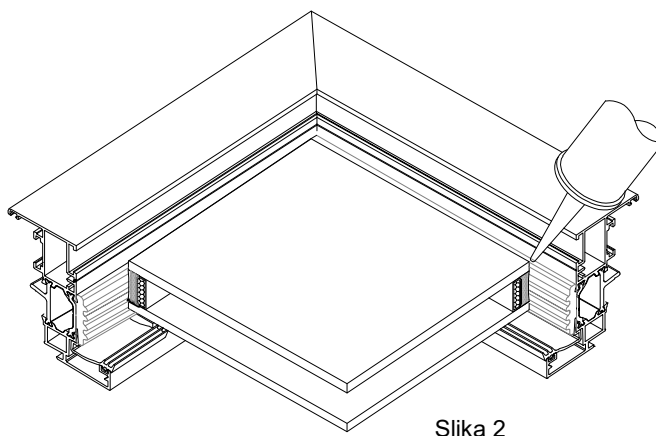
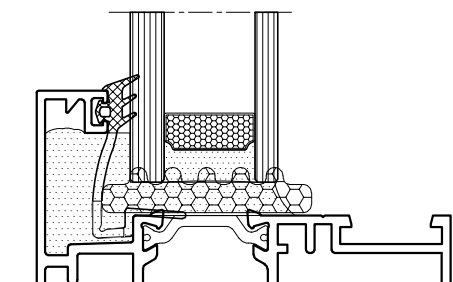
Bonding process

1. Place the XPE thermal insulation on the profile and cut it in the places where the adhesive will be applied and the glass packers placed.
2. Clean and degrease all surfaces on which the adhesive will be applied with a suitable product.
/eg. DOWSIL R-40/ (if there is a gasket on the surface to which the adhesive will be applied, remove that part of the seal)
3. Apply the primer to the surface of the profile
/eg. DOWSIL PRIMER-1200 OS/
4. Apply adhesive to the profile
/eg. DOWSIL 993/ (picture 1)
5. Place the glass
6. Place the glass packers
(it is necessary to position the glass exactly right away, as corrections are not possible after curing of the adhesive)
7. Apply adhesive under the glass (picture 2)

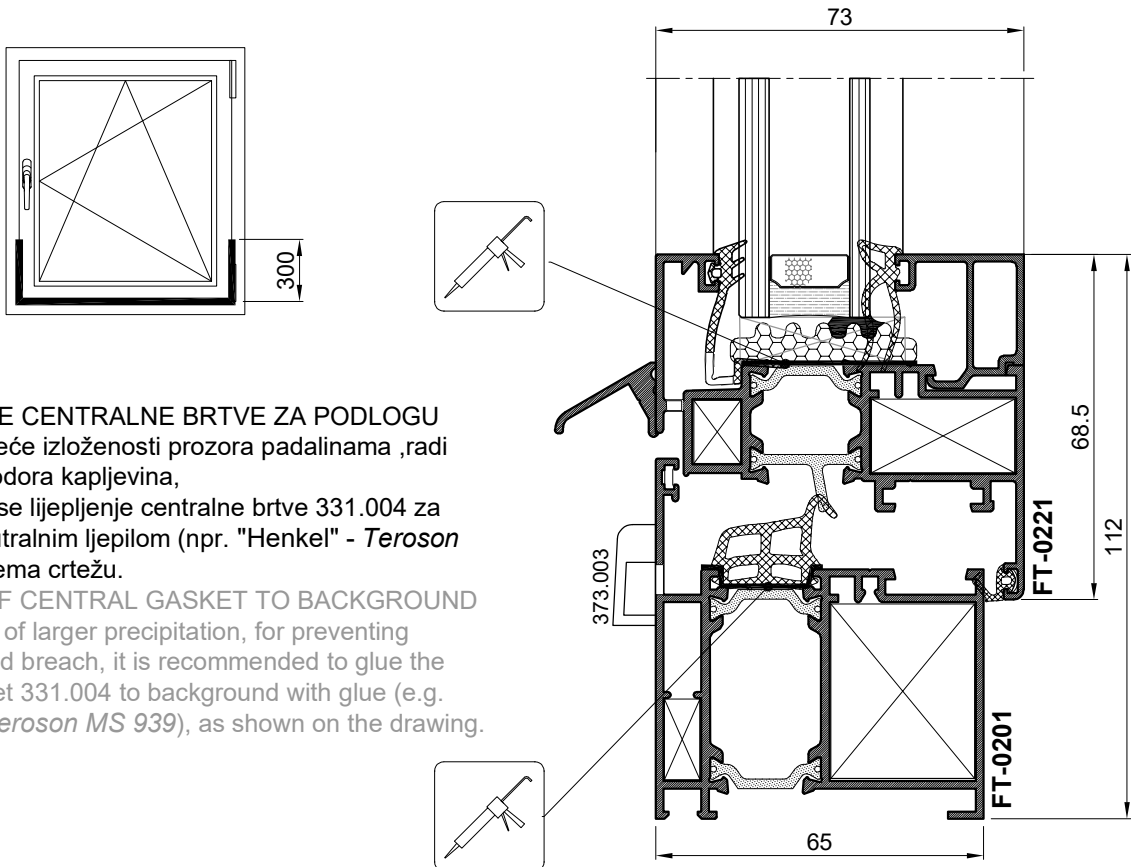
Note

Openings on the profile of the window sash for draining liquids and ventilating the sash chambers must be at a distance of more than 200 mm from the corner of the sash so that they are not blocked by glue or glass packers. Before continuing with processing of the sash curing of the adhesive must be ensured. (check the instructions of the adhesive manufacturer)

— adhesive

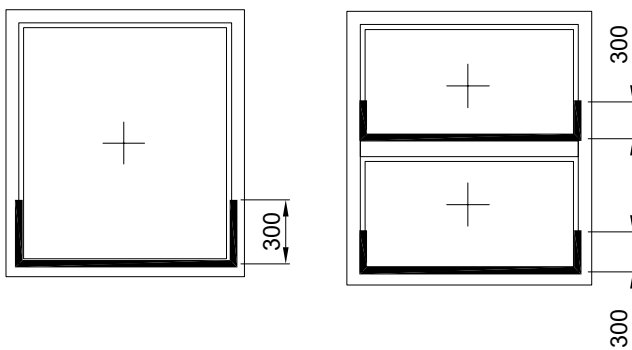


Slika 2
Picture 2



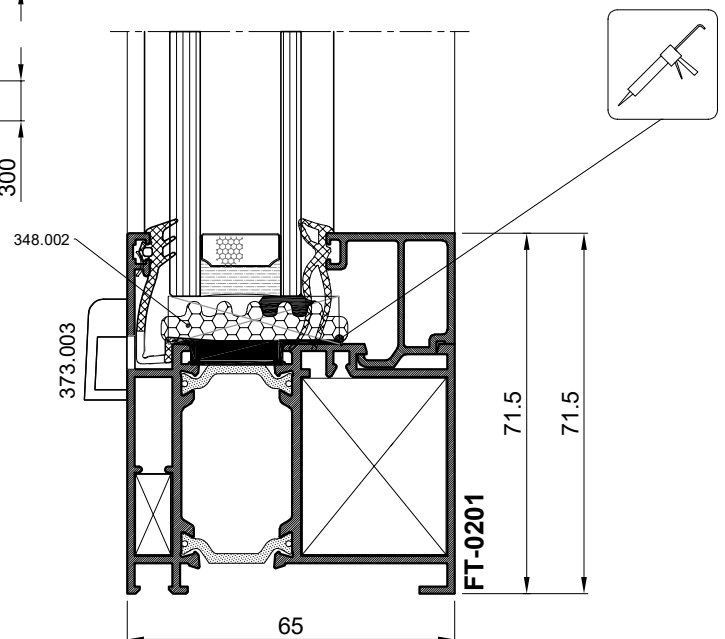
LIJEPLJENJE CENTRALNE BRTVE ZA PODLOGU
U uvjetima veće izloženosti prozora padalinama ,radi mogućeg prodora kapljevina, preporučuje se lijepljenje centralne brtve 331.004 za podlogu, neutralnim ljepilom (npr. "Henkel" - *Teroson MS 939*), prema crtežu.

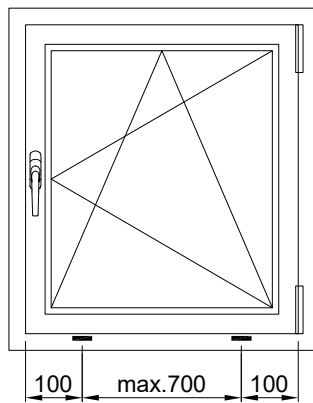
GLUEING OF CENTRAL GASKET TO BACKGROUND
In conditions of larger precipitation, for preventing possible liquid breach, it is recommended to glue the central gasket 331.004 to background with glue (e.g. "Henkel" - *Teroson MS 939*), as shown on the drawing.



LIJEPLJENJE ISPUNE ZA PODLOGU
U uvjetima veće izloženosti prozora padalinama ,radi mogućeg prodora kapljevina, preporučuje se lijepljenje ispune 348.002 za podlogu, neutralnim ljepilom (npr. "Henkel" - *Teroson MS 939*),prema crtežu.

GLUEING OF FILLING
In conditions of larger percipitation, for preventing possible liquid breach, it is recommended to glue filling 314.013 with glue (e.g."Henkel" - *Teroson MS 939*),as shown to the drawing.

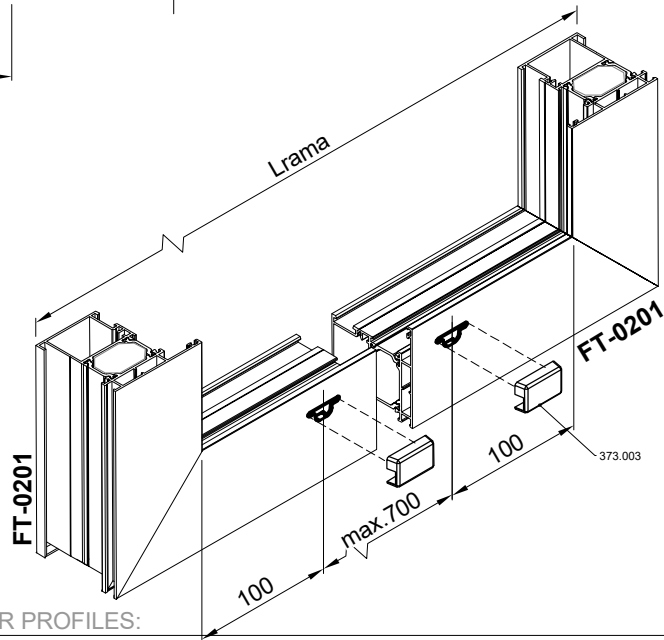
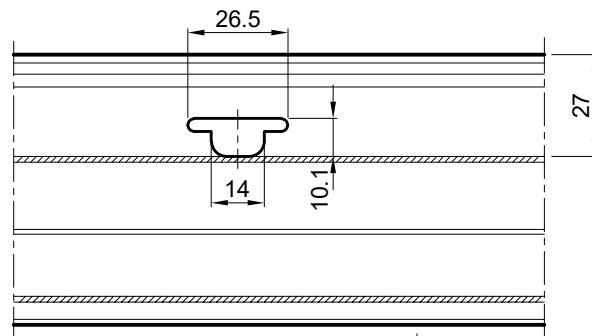
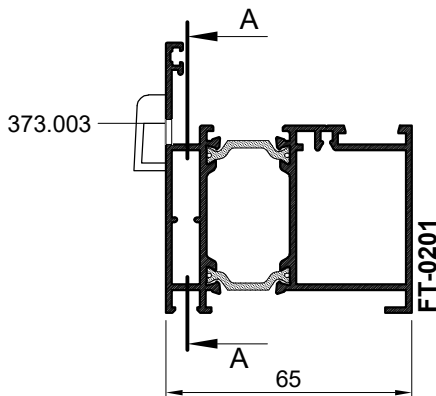




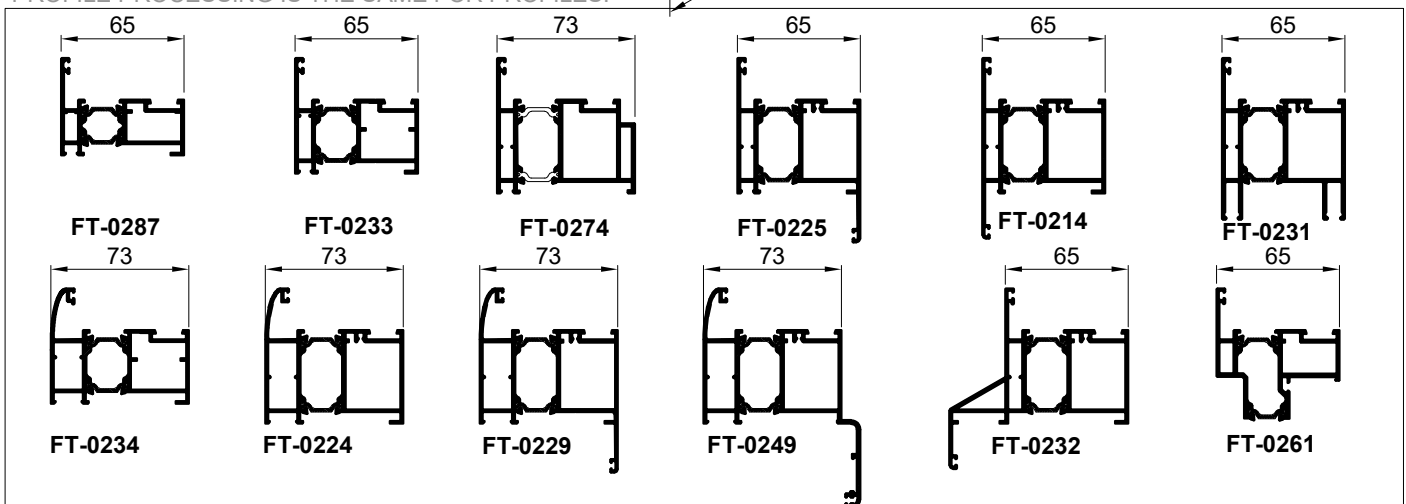
OBRADA NA PROFILU RAMA FT-0201 ZA ODVOD KAPLJEVINA PROCESSING OF FRAME PROFILE FT-0201 FOR WATER DRAINAGE

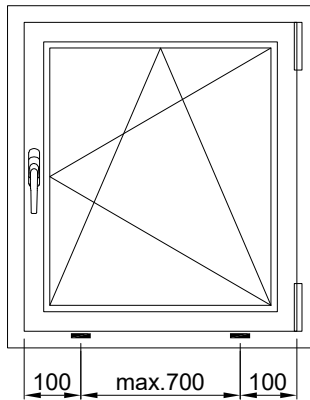
- obrada donjeg pojasa rama /štancanjem/
Alat: Štanca S1
- 373.003- pvc maska za drenažni otvor
- processing of frame lower zone /metal punching/
Tool: Metal punching machine S1
- 373.003- pvc mask for drainage hole

Presjek A-A Cross-section A-A



OBRADA PROFILA JE ISTA I ZA PROFILE:
PROFILE PROCESSING IS THE SAME FOR PROFILES:

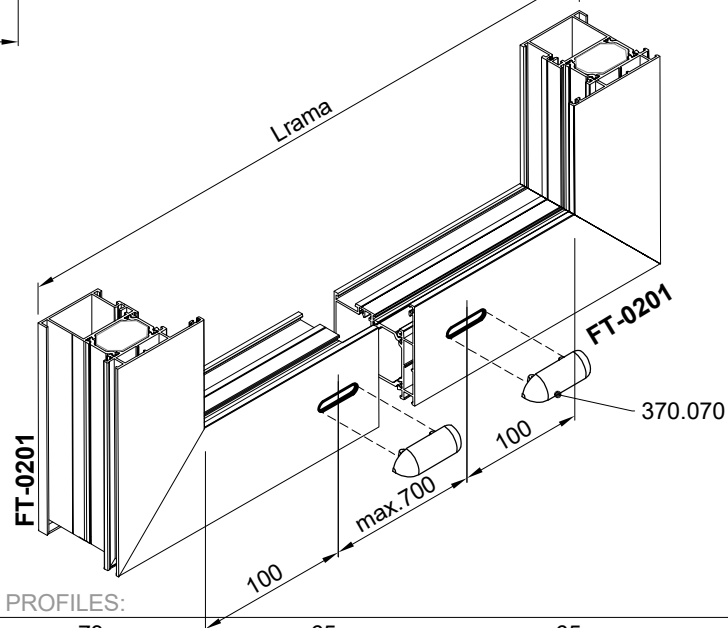
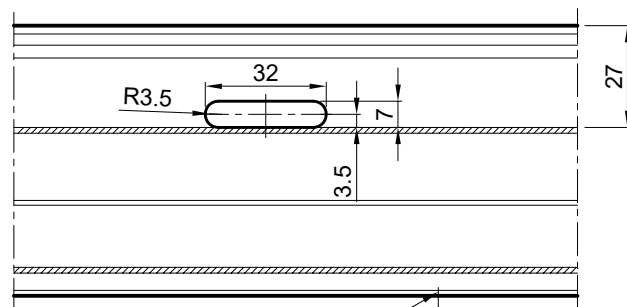
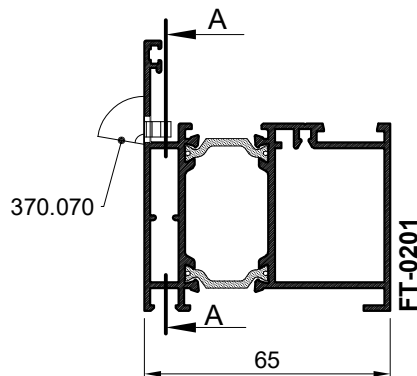




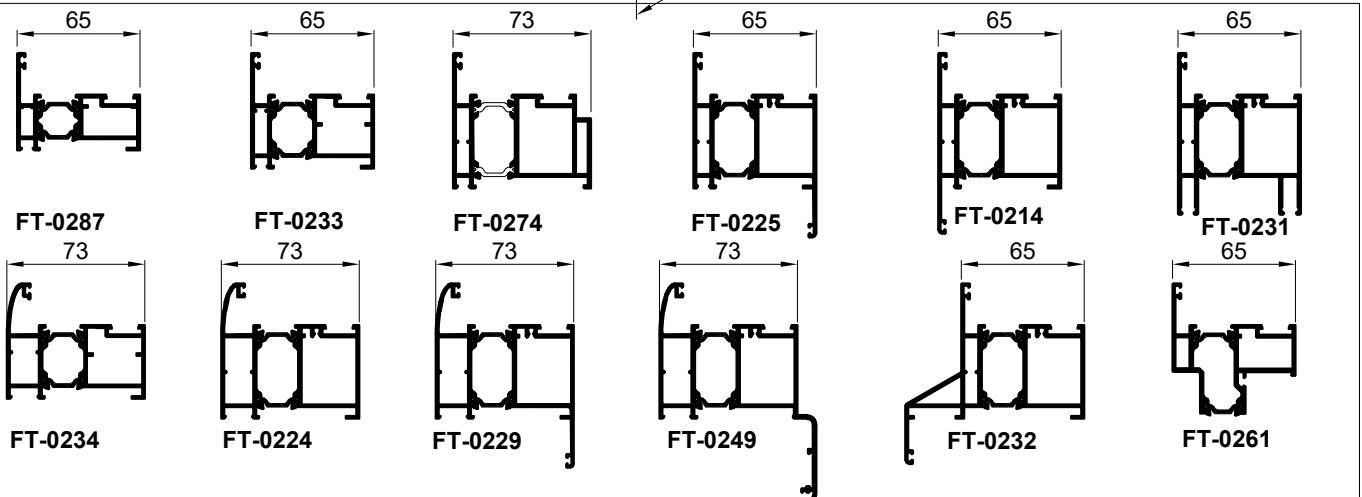
OBRADA NA PROFILU RAMA FT-0201 ZA ODVOD KAPLJEVINA PROCESSING OF FRAME PROFILE FT-0201 FOR WATER DRAINAGE

- obrada donjeg pojasa rama
Alat: vretenasto glodalo Ø7
- 370.070- pvc maska za drenažni otvor
- processing of frame lower zone
Tool: end mill Ø7
- 370.070- pvc mask for drainage hole

Presjek A-A
Cross-section A-A

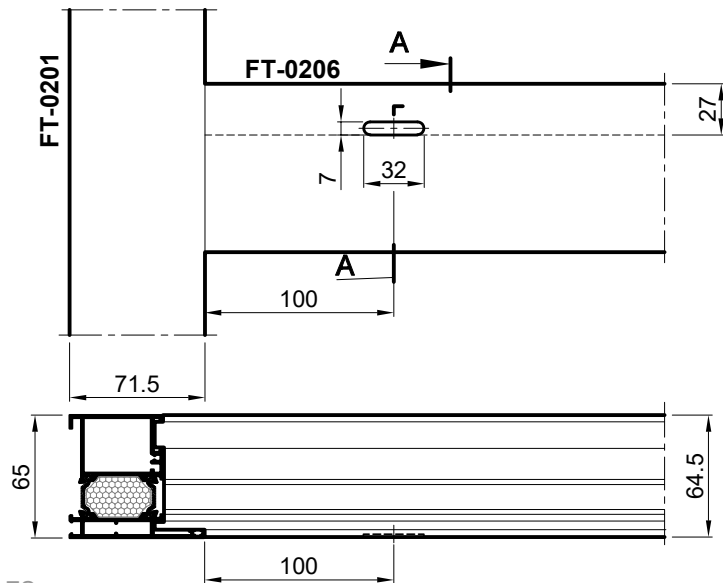
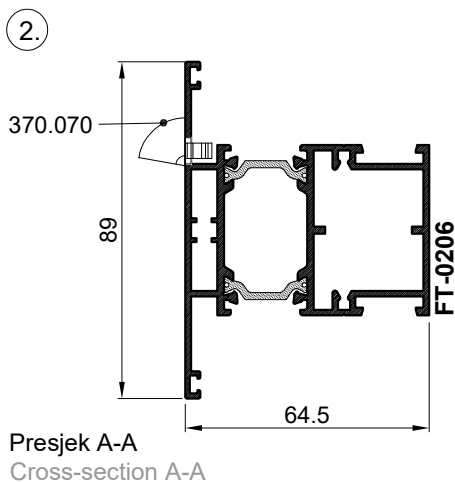
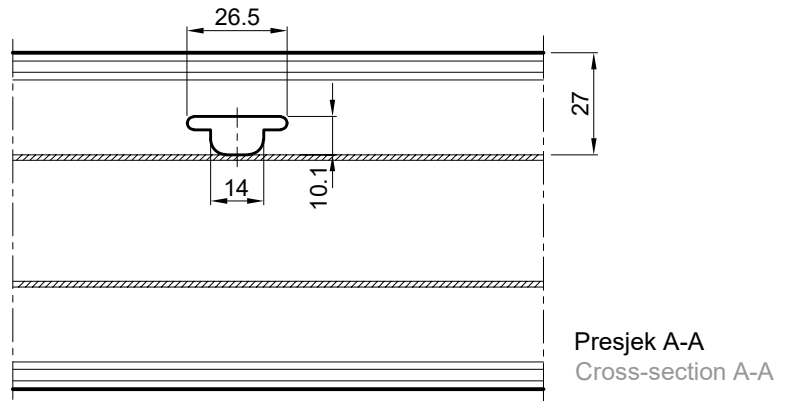
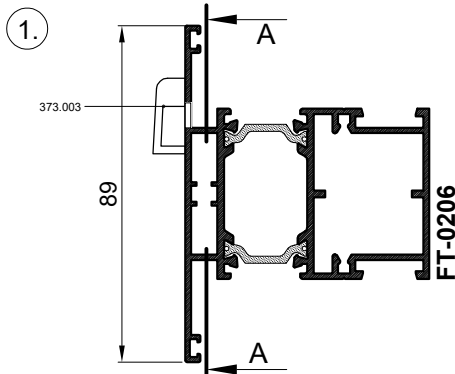


OBRADA PROFILA JE ISTA I ZA PROFILE:
PROFILE PROCESSING IS THE SAME FOR PROFILES:

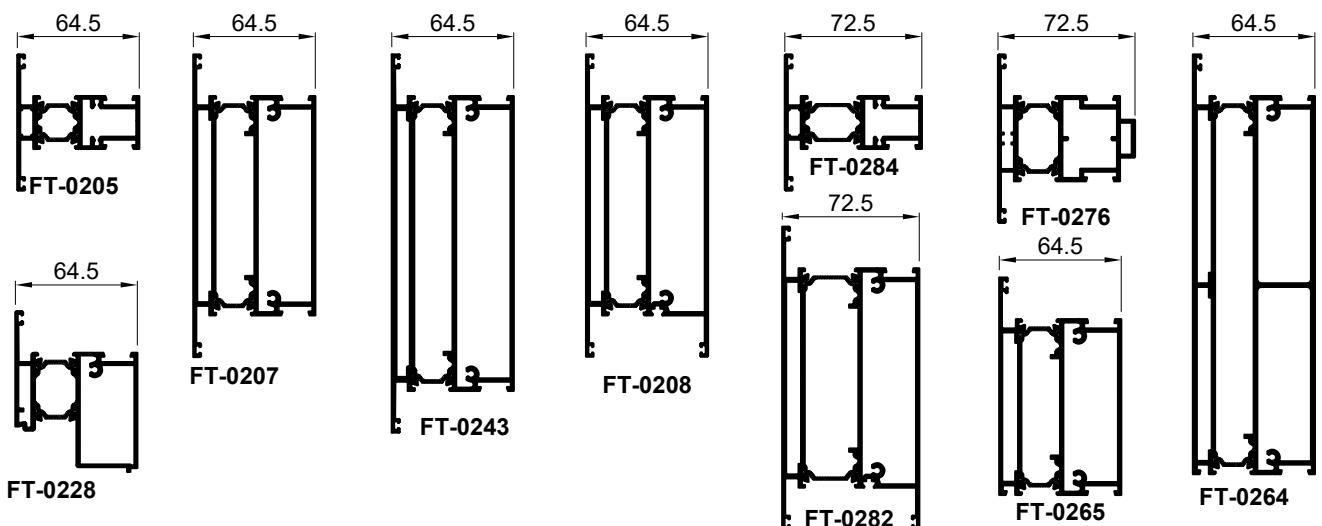


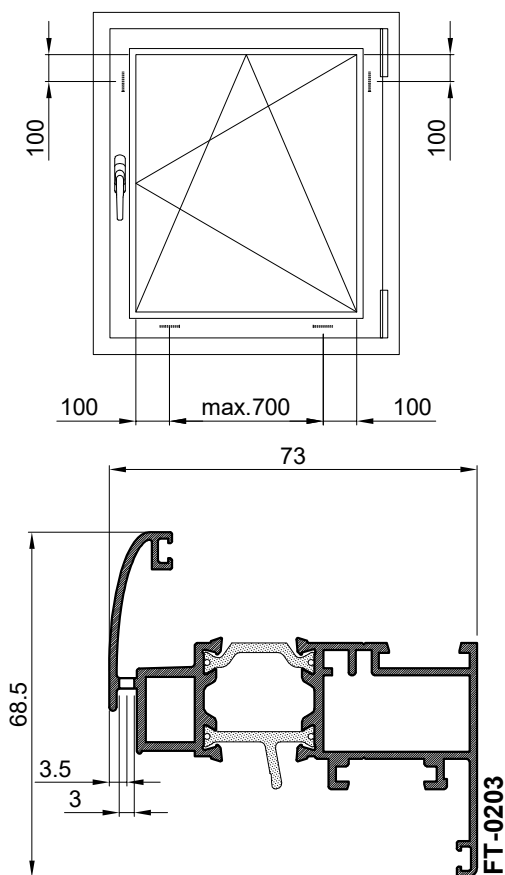
OBRADA NA PROFILU PREČKE FT-0206 ZA ODVOD KAPLJEVINA PROCESSING OF FRAME PROFILE FT-0206 FOR WATER DRAINAGE

1. obrada FT-0206
Alat: štanca S1, 373.003- pvc maska za drenažni otvor
- processing of FT-0206
Tool: Metal punching machine S1, 373.003- pvc mask for drainage hole
2. obrada FT-0206
Alat: vretenasto glodalo Ø7, 370.070- pvc maska za drenažni otvor
- processing of FT-0206
Tool: end mill Ø7, 370.070- pvc mask for drainage hole



OBRADA PROFILA JE ISTA I ZA PROFILE:
PROFILE PROCESSING IS THE SAME FOR PROFILES:





OBRADA NA PROFILU KRILA PROZORA

RADI ODVODA KAPLJEVINA I VENTILIRANJA PROZORA

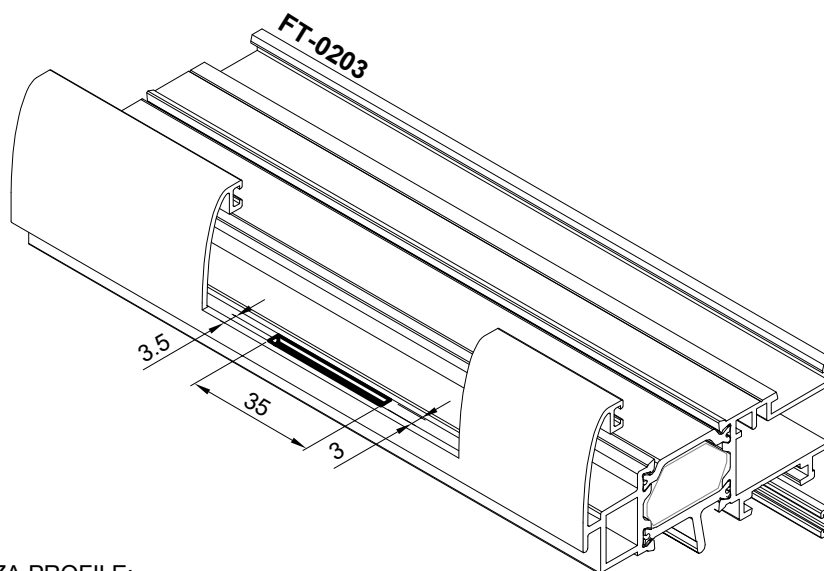
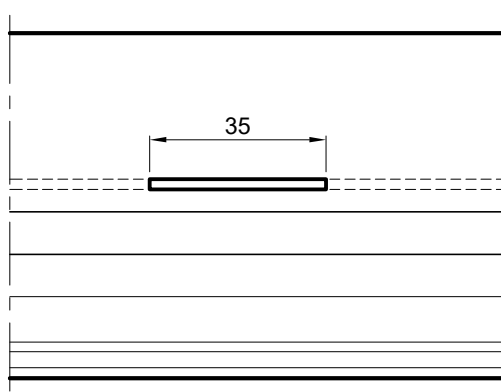
- obrada donjeg i okomitih pojasa krila (štancanjem iz dva prolaza)
- obrada na štanci S1

- uslijed probijenih otvora unutar prozora dolazi do uspostave strujanja zraka i isušivanja mogućih kapljevina

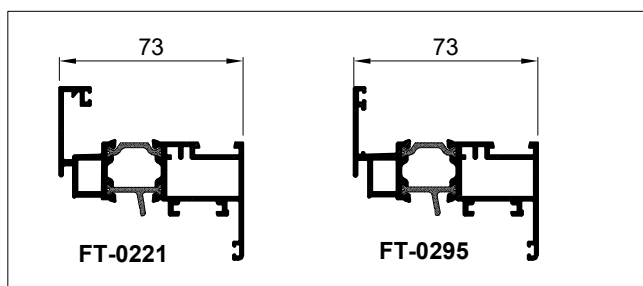
PROCESSING ON SASH PROFILE FOR DRAINAGE AND VENTILATION

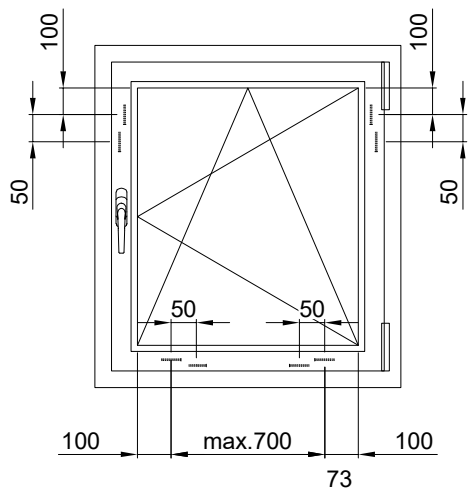
- processing of lower and vertical zones on sash (two pass punching)
- processing on punch S1

- due to punched openings in the window, air ventilation is established that dries possible liquids



OBRADA PROFILA JE ISTA I ZA PROFILE:
PROFILE PROCESSING IS THE SAME FOR PROFILES:





OBRADA NA PROFILU KRILA PROZORA RADI
ODVODA KAPLJEVINA I VENTILIRANJA PROZORA
-obrada donjeg i okomitih pojasa krila (štancanjem iz dva prolaza)
-obrada na štanci S9

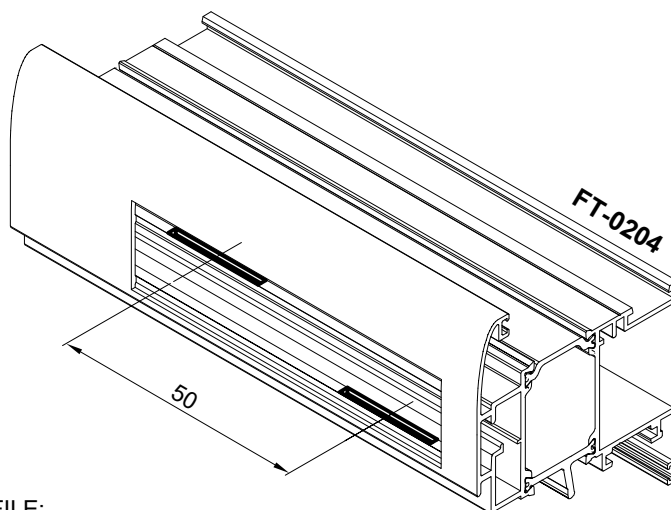
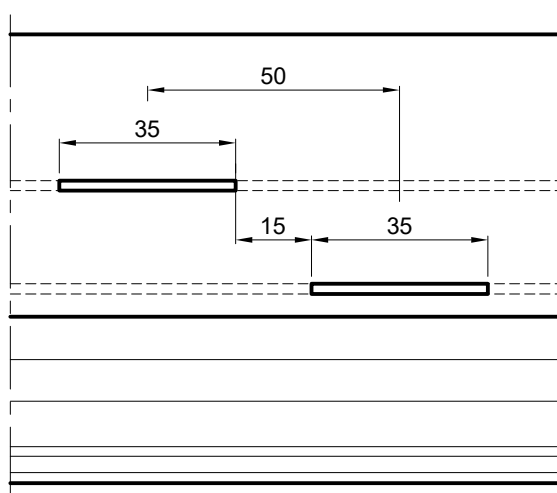
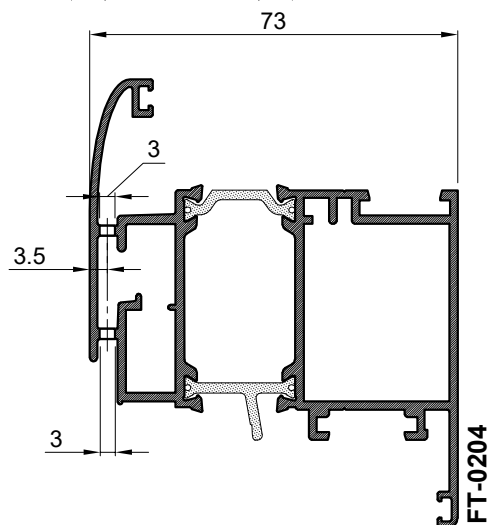
-uslijed probijenih otvora unutar prozora dolazi do uspostave
strujanja zraka i isušivanja mogućih kapljevina

PROCESSING ON SASH PROFILE FOR DRAINAGE AND
VENTILATION

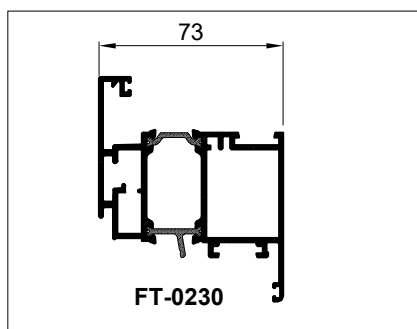
-processing of lower and vertical zones on sash (two pass punching)

-processing on punch S9

-due to punched openings in the window, air ventilation is established
that dries possible liquids



OBRADA PROFILA JE ISTA I ZA PROFILE:
PROFILE PROCESSING IS THE SAME FOR PROFILES:

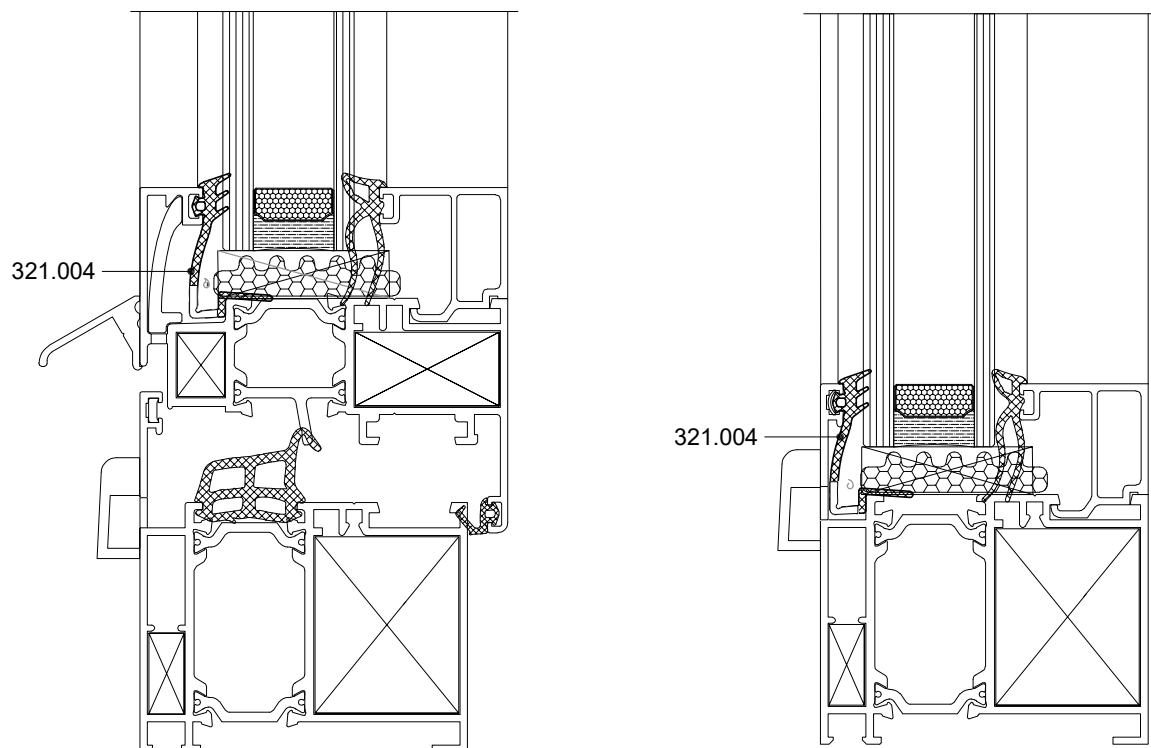


OBRADA BRTVE 321.004

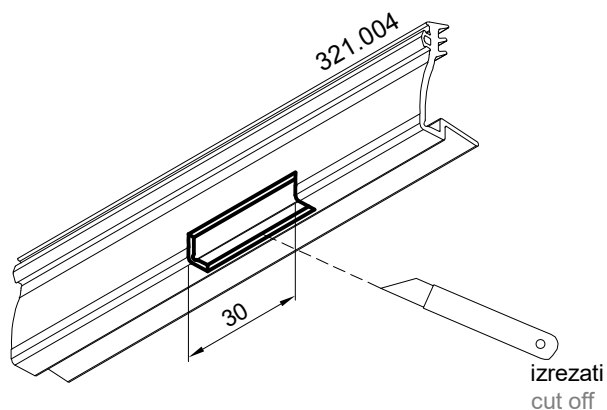
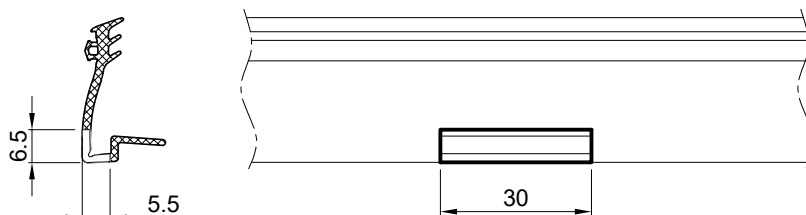
- obrada brtve u donjem pojasu prozora radi odvoda kapljevina
- otvore na brtvi izrezati svakih 300 mm

PROCESSING OF GASKET 321.004

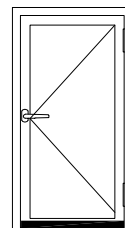
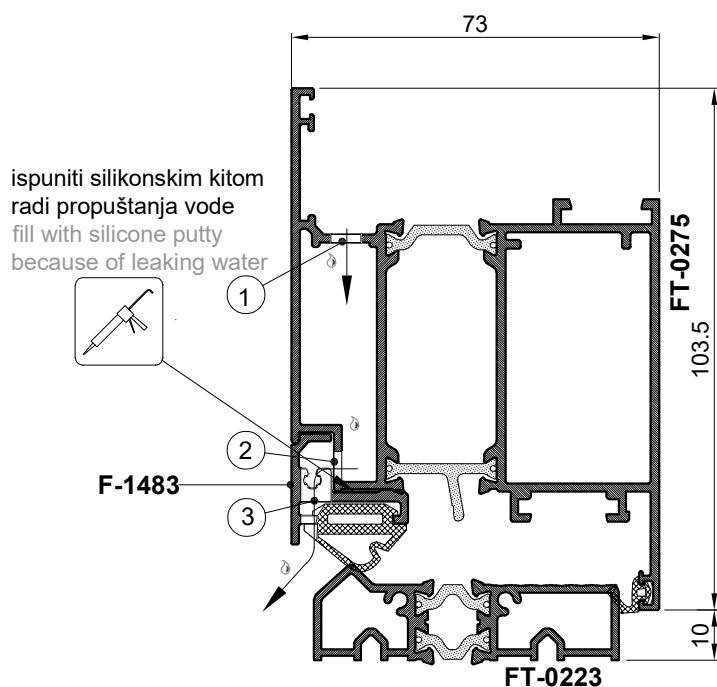
- processing of gasket in lower zone of the window for drainage
- open the gasket every 300 mm



321.004

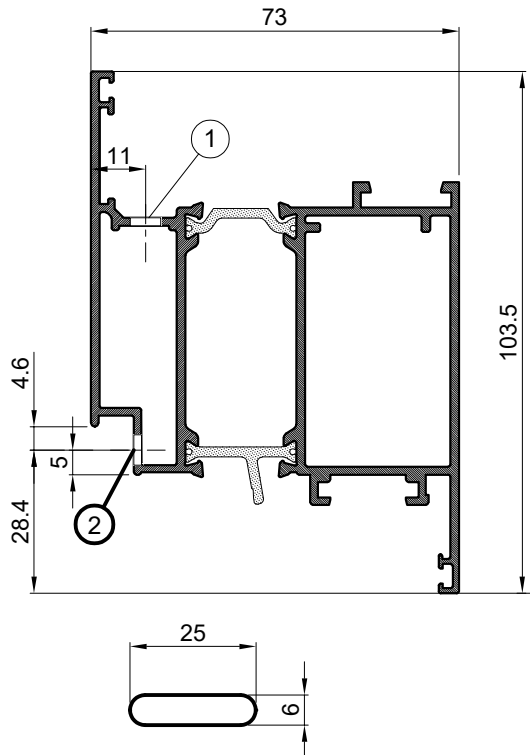


ODVOD KAPLJEVINA IZ KRILA VRATA (otvaranje unutra) DRAINAGE FROM DOOR SASH(inside opening)

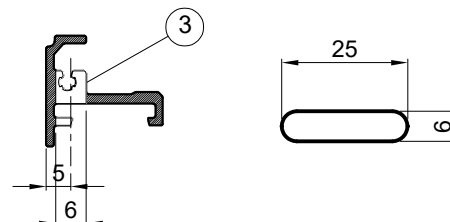


- ① = 6 x 25
- ② = 6 x 25
- ③ = obrada processing

OBRADA PROFILA KRILA FT-0275 PROCESSING OF SASH PROFILE FT-0275

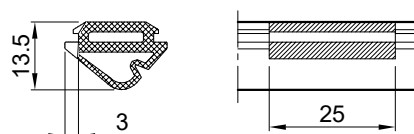


OBRADA PROFILA F-1483 PROCESSING OF PROFILE F-1483



- Obradu raditi vretenastim glodalom, max.700 mm (minimalno dva po krilu) -170 mm od kraja
- Process with end mill, max. 700 mm (min. two per sash) -170 mm from the end

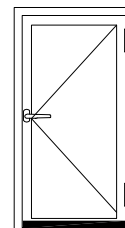
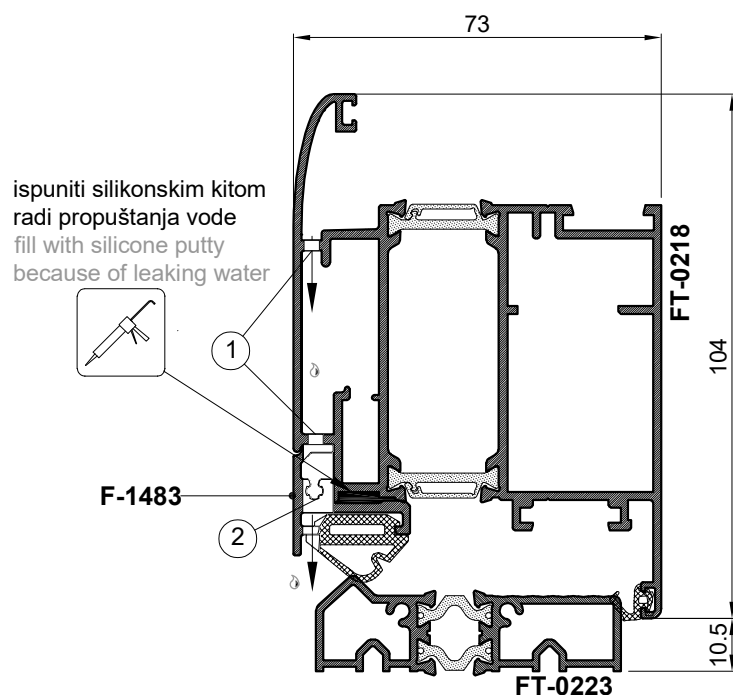
OBRADA BRTVE 344.071 PROCESSING OF GASKET 344.071



- Obradu raditi vretenastim glodalom, max.700 mm (minimalno dva po krilu) -100 mm od kraja unutarnje kote profila krila
- Process with end mill max. 700 mm (min. two places per sash) -100 mm from the end of inside dimension of sash profile

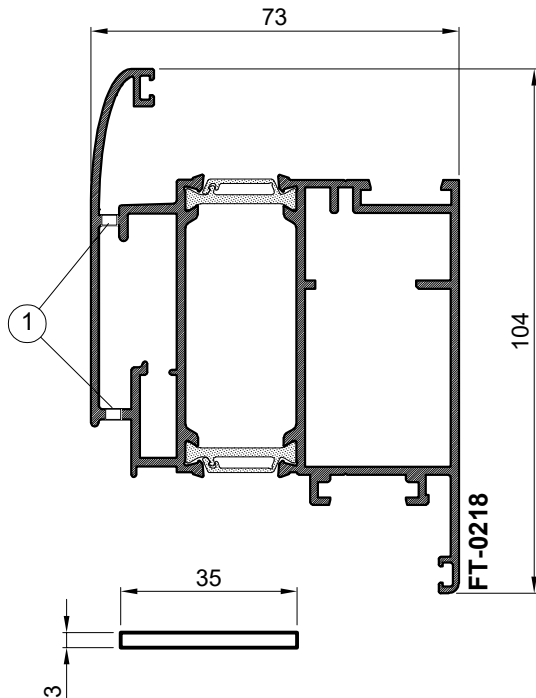
- Brtvu zarezati na mjestu obrade profila F-1483
- Notch the gasket at the profile F-1483 processing site

ODVOD KAPLJEVINA IZ KRILA VRATA (otvaranje unutra) DRAINAGE FROM DOOR SASH(inside opening)



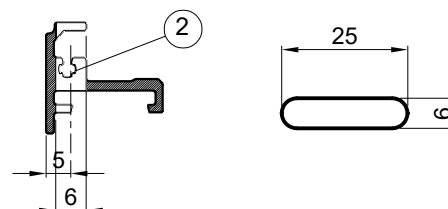
- 1 obrada na štanci S9
processing on bracket S9
- 2 = 6 x 25

OBRADA PROFILA KRILA FT-0218 PROCESSING OF SASH PROFILE FT-0218



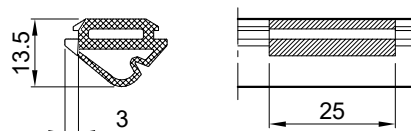
- Obradu raditi na štanci S9
- Processing work on bracket S9

OBRADA PROFILA F-1483 PROCESSING OF PROFILE F-1483



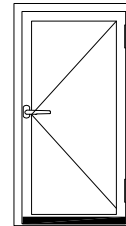
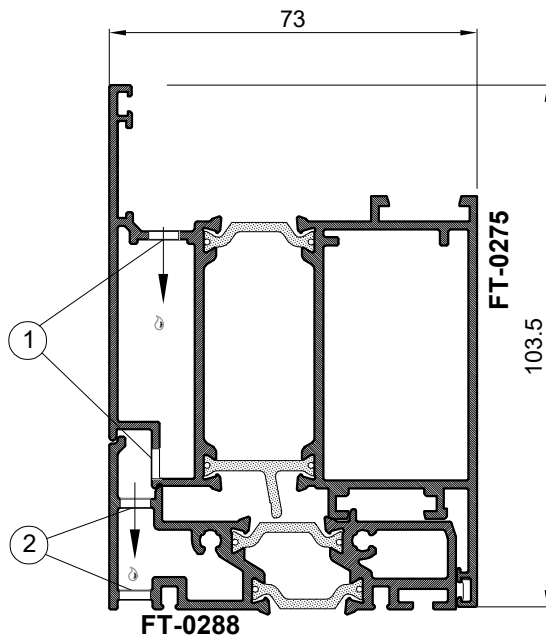
- Obradu raditi vretenastim glodalom, max.700 mm (minimalno dva po krilu) -215 mm od kraja
- Process with end mill, max.700 mm (min. two per sash) -215 mm from the end

OBRADA BRTVE 344.071 PROCESSING OF GASKET 344.071



- Brtvu zarezati na mjestu obrade profila F-1483
- Notch the gasket at the profile F-1483 processing site

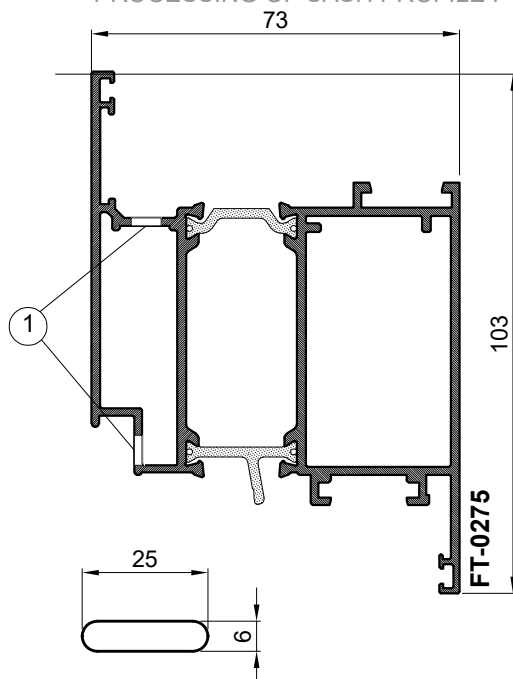
ODVOD KAPLJEVINA IZ KRILA VRATA (otvaranje unutra) DRAINAGE FROM DOOR SASH(inside opening)



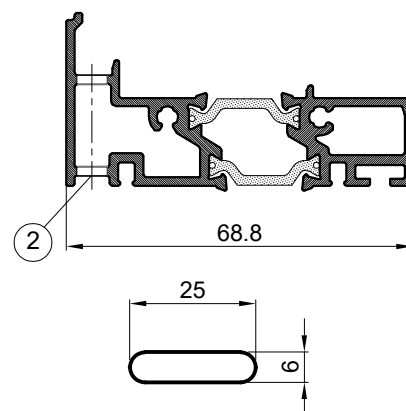
① = 6 x 25

② = 6 x 25

OBRADA PROFILA KRILA FT-0275 PROCESSING OF SASH PROFILE FT-0275



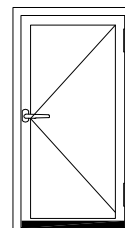
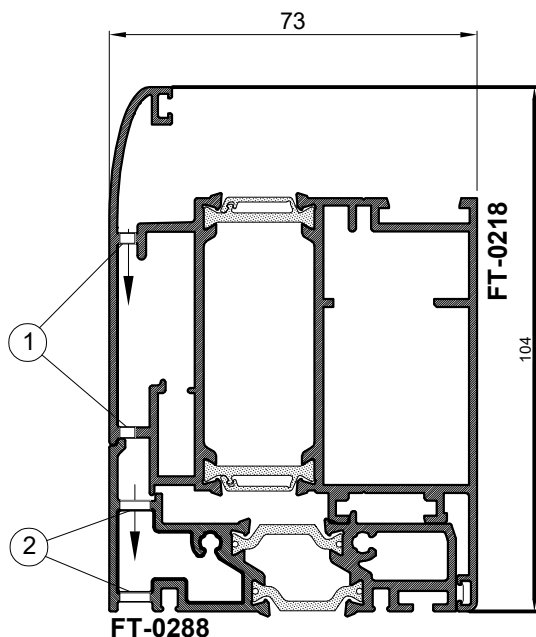
OBRADA PROFILA FT-0288 PROCESSING OF PROFILE FT-0288



- Obradu raditi vretenastim glodalom, max.700 mm (minimalno dva po krilu) -100 mm od kraja unutarnje kote profila krila
- Process with end mill max. 700 mm (min. two places per sash) -100 mm from the end of inside dimension of sash profile

- Obradu raditi vretenastim glodalom, max.700 mm (minimalno dva po krilu) -150 mm od kraja
- Process with end mill, max.700 mm (min. two per sash) -150 mm from the end

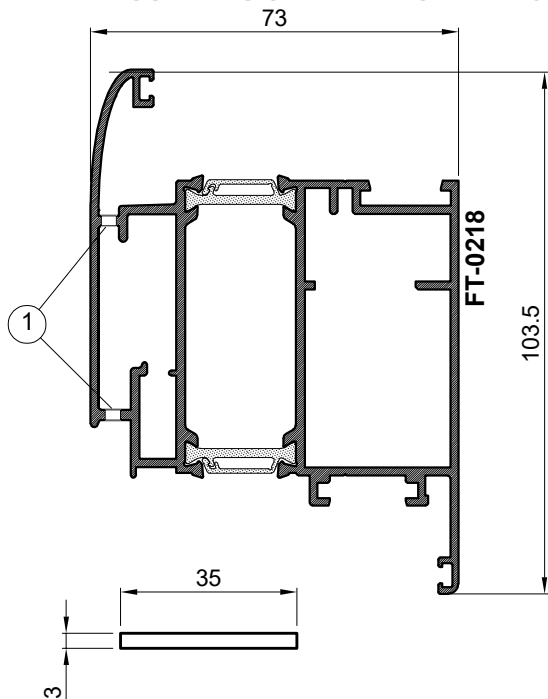
ODVOD KAPLJEVINA IZ KRILA VRATA (otvaranje unutra) DRAINAGE FROM DOOR SASH(inside opening)



① obrada na štanci S9
processing on bracket S9

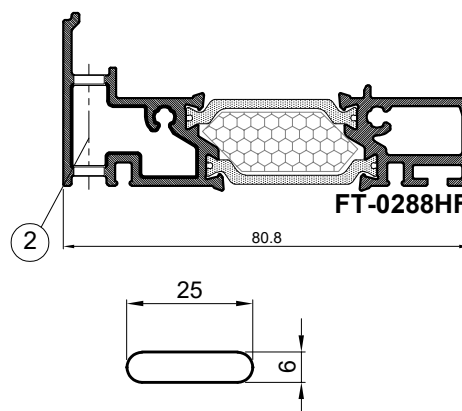
② = 6 x 25

OBRADA PROFILA KRILA FT-0218 PROCESSING OF SASH PROFILE FT-0218



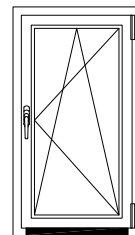
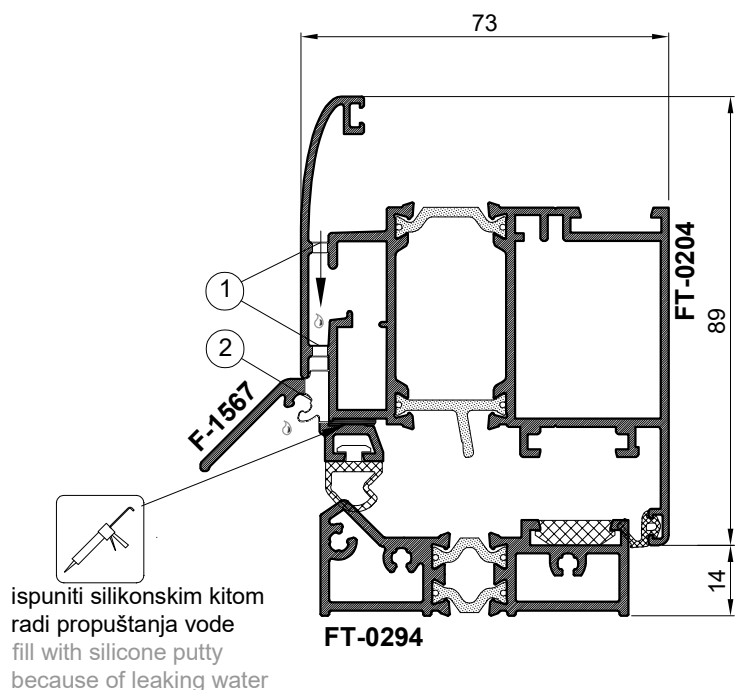
- Obradu raditi na štanci S9
- Processing work on bracket S9

OBRADA PROFILA FT-0288HF PROCESSING OF PROFILE FT-0288HF



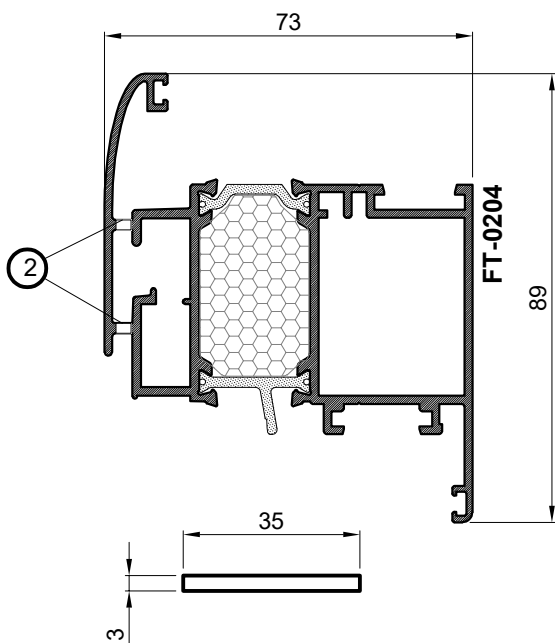
- Obradu raditi vretenastim glodalom, max.700 mm (minimalno dva po krilu) -150 mm od kraja
- Process with end mill, max.700 mm (min. two per sash) -150 mm from the end

ODVOD KAPLJEVINA IZ KRILA BALKONSKIH VRATA DRAINAGE FROM DOOR BALCONY SASH



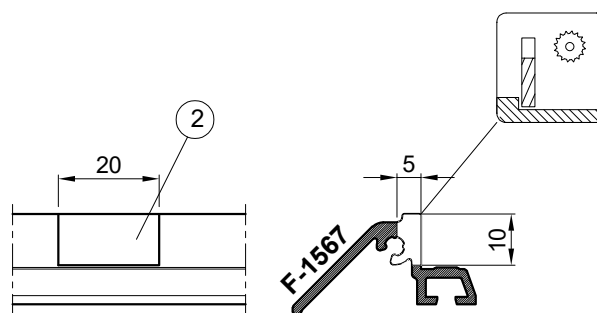
- ① obrada na štanci S9
processing on bracket S9
- ② obrada processing

OBRADA PROFILA KRILA FT-0204 PROCESSING OF SASH PROFILE FT-0204



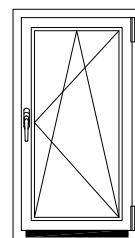
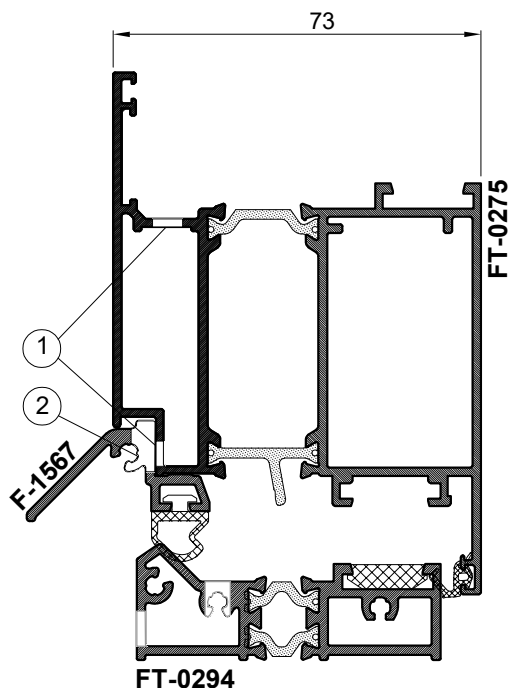
- Obradu raditi na štanci S9
- Processing work on bracket S9

OBRADA PROFILA F-1567 PROCESSING OF PROFILE F-1567



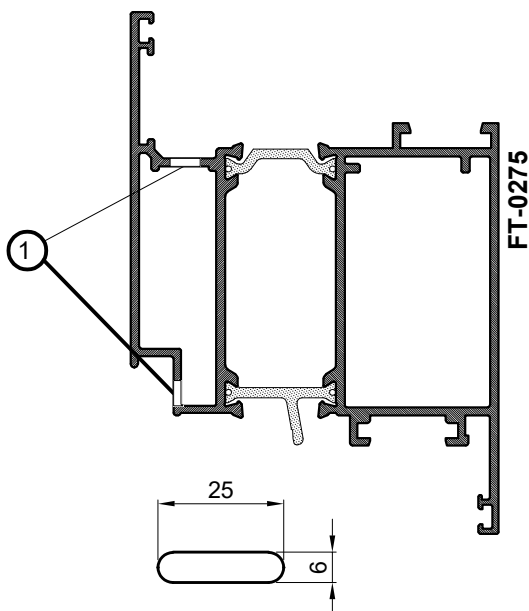
- Obradu raditi vretenastim glodalom, max.700 mm (minimalno dva po krilu) -200 mm od kraja
- Process with end mill, max.700 mm (min. two per sash) -200 mm from the end

ODVOD KAPLJEVINA IZ KRILA VRATA (otvaranje unutra) DRAINAGE FROM DOOR SASH(inside opening)



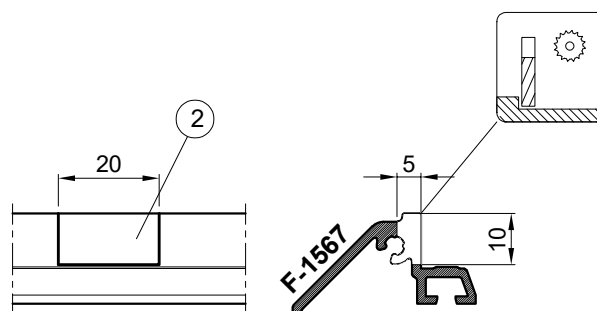
- ① obrada processing
- ② obrada processing

OBRADA PROFILA KRILA FT-0275 PROCESSING OF SASH PROFILE FT-0275



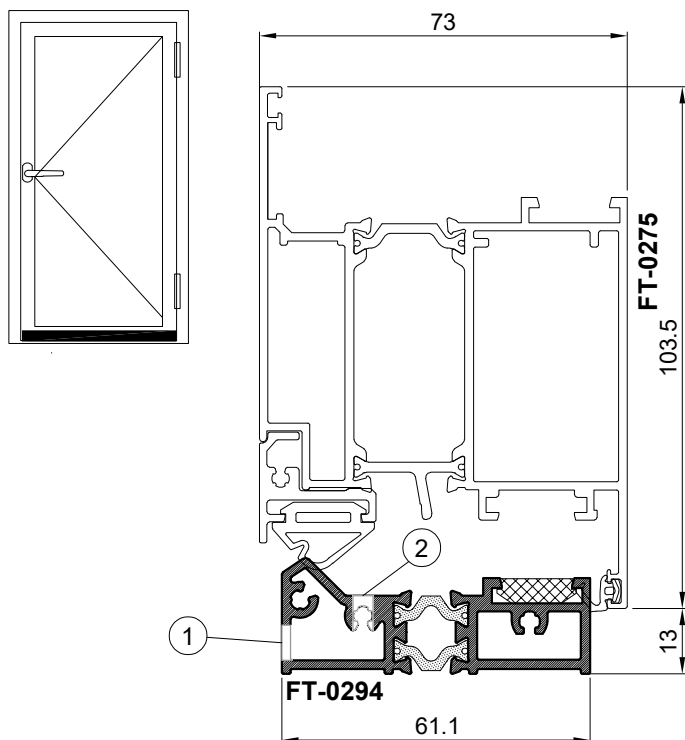
- Obradu raditi vretenastim glodalom na razmaku max.700 mm (minimalno dva po krilu), 100 mm od kraja unutarnje kote profila krila
- Process with end mill max. 700 mm (min. two places per sash) 100 mm from the end of inside dimension of sash profile

OBRADA PROFILA F-1567 PROCESSING OF PROFILE F-1567

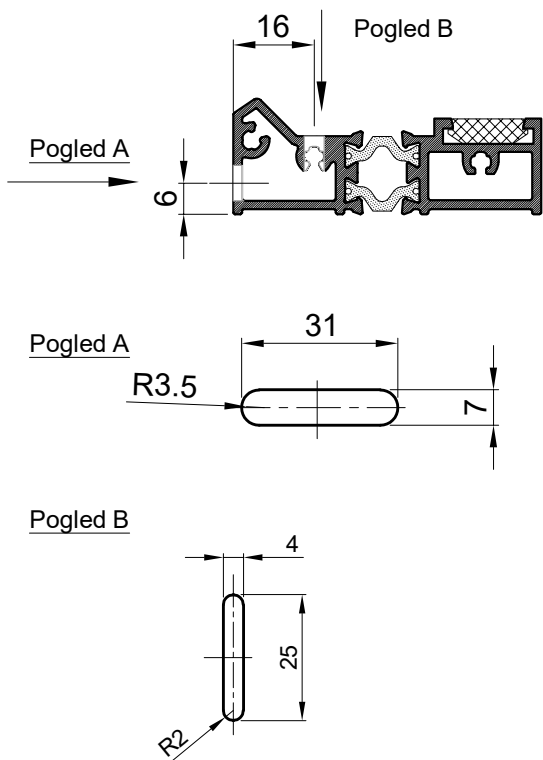


- Obradu raditi vretenastim glodalom na razmaku max.700 mm (minimalno dva po krilu), položaj obrade uskladiti prema obradi na krilu
- Process with end mill max.700 mm (min. two per sash) coordinate the processing position according to the processing on the sash

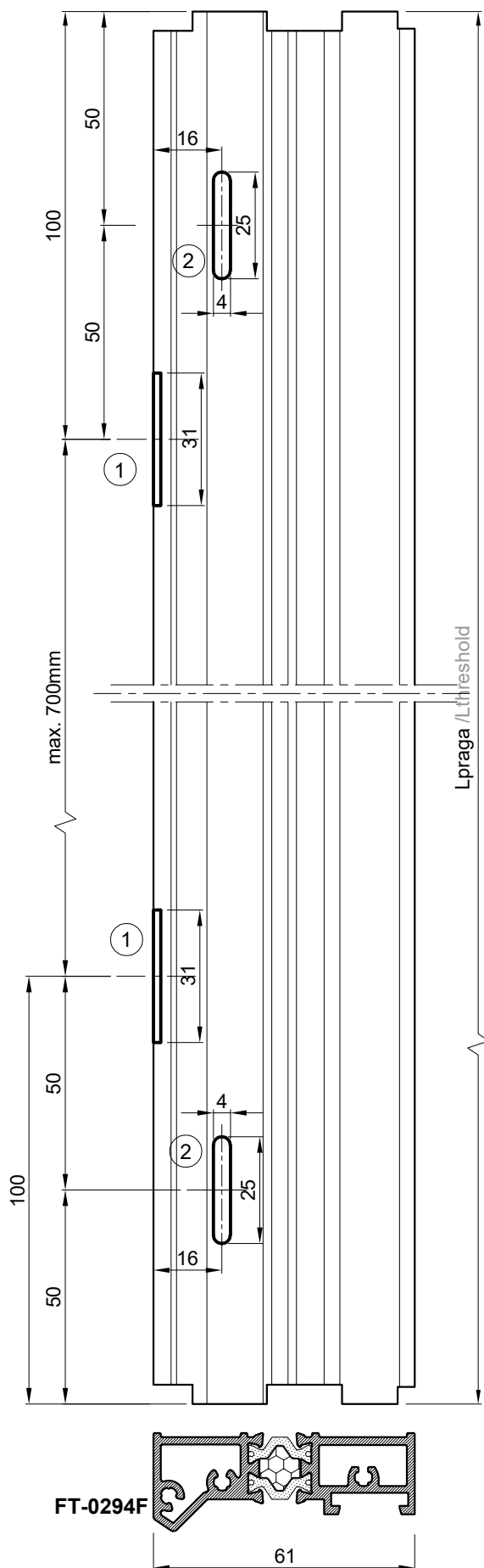
ODVOD KAPLJEVINA IZ PRAGA VRATA FT-0294 (otvaranje unutra) DRAINAGE FROM DOOR THRESHOLD FT-0294 (inside opening)



OBRADA PROFILA PRAGA FT-0294 PROCESSING OF SASH PROFILE FT-0294

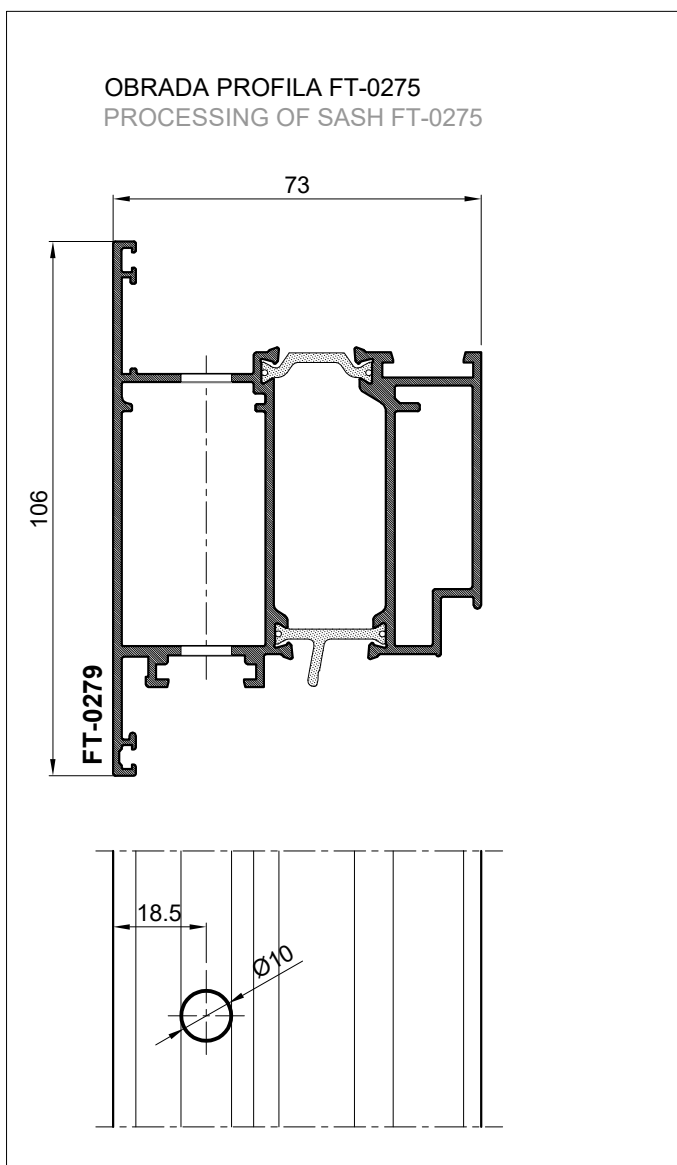


- Obradu raditi vretenastim glodalom, max.700 mm (minimalno dva po krilu) -100 mm od kraja unutarnje kote profila krila
- Process with end mill max. 700 mm (min. two places per sash) -100 mm from the end of inside dimension of sash profile

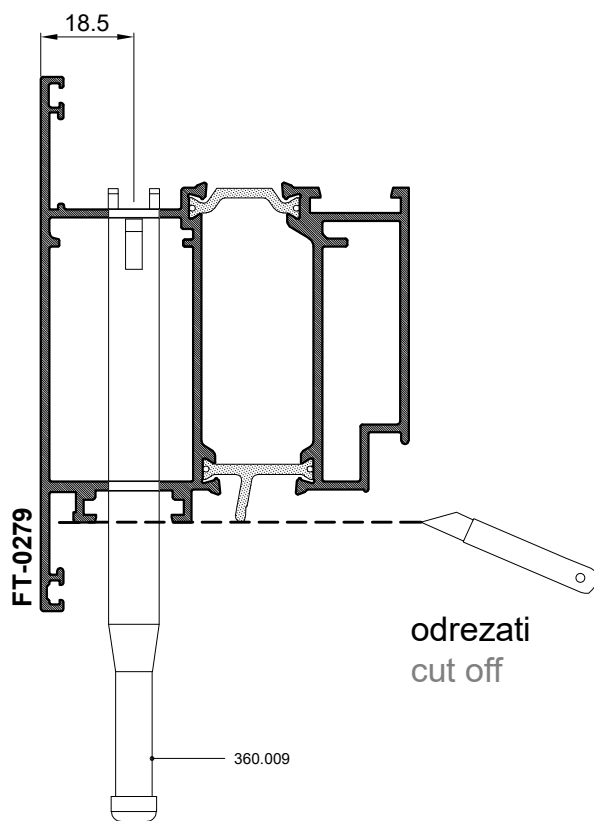
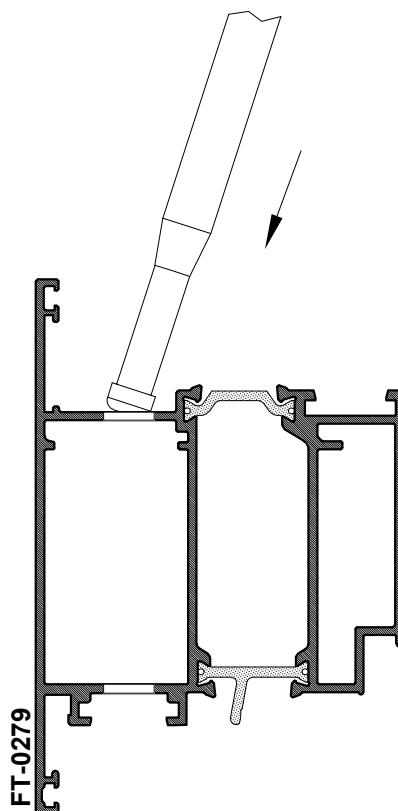
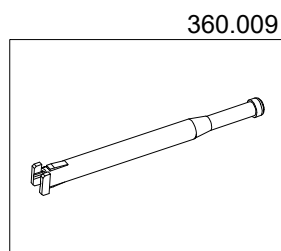


UGRADNJA MONODRAIN CJEVČICE 360.009 MONTAGE OF MONODRAIN TUBULE 360.009

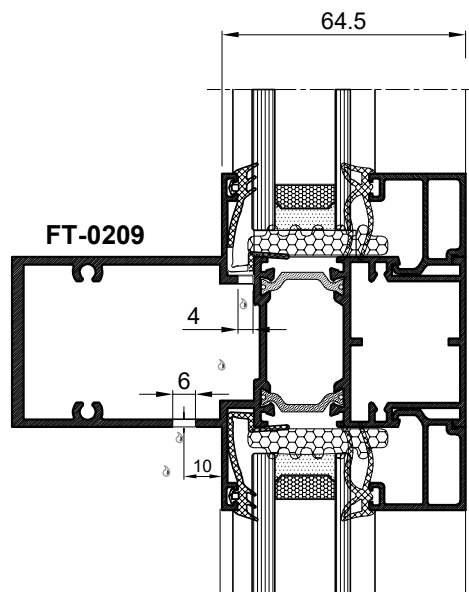
OBRADA PROFILA FT-0275 PROCESSING OF SASH FT-0275



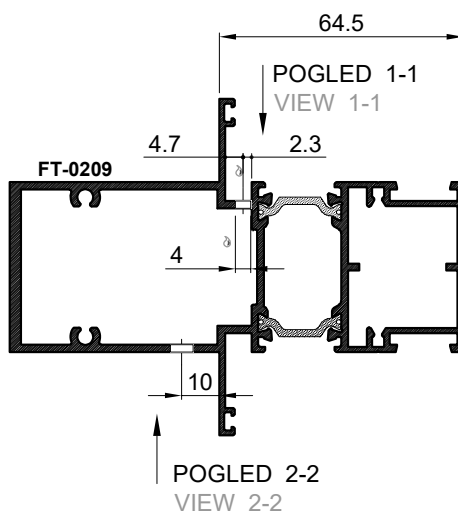
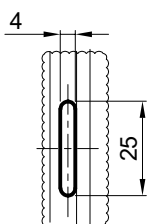
Obrada za ugradnju monodrain cjevčice 360.009
-rupa $\varnothing 10$, max.700 mm (min.dva po krilu), 100 mm od kraja
Processing for installation of monodrain tubular 360.009
-hole $\varnothing 10$, max.700 mm (min.two on sash), 100 mm from end



OBRADJE ZA ODVOD KAPLJEVINA PROCESSING FOR LIQUID DRAINAGE



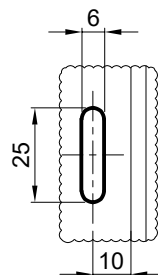
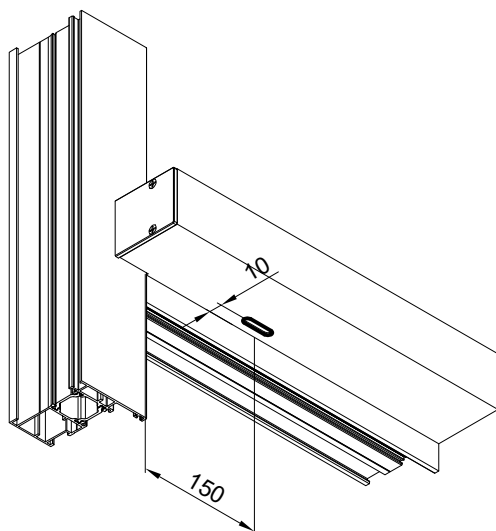
POGLED 1-1
VIEW 1-1



POGLED 2-2
VIEW 2-2

- obradu raditi vretenastim glodalom
- max.700 mm (minimalno dva po krilu)
- 150 mm od spoja sa ramom
- do the processing with a spindle cutter
- max.700 mm (minimum two per wing)
- 150 mm from the joint with the frame

- obradu raditi vretenastim glodalom svakih 700 mm, 150 mm od krajeva spoja sa ramom
- do the processing with a spindle cutter every 700 mm, 150 mm from the ends connection with the frame



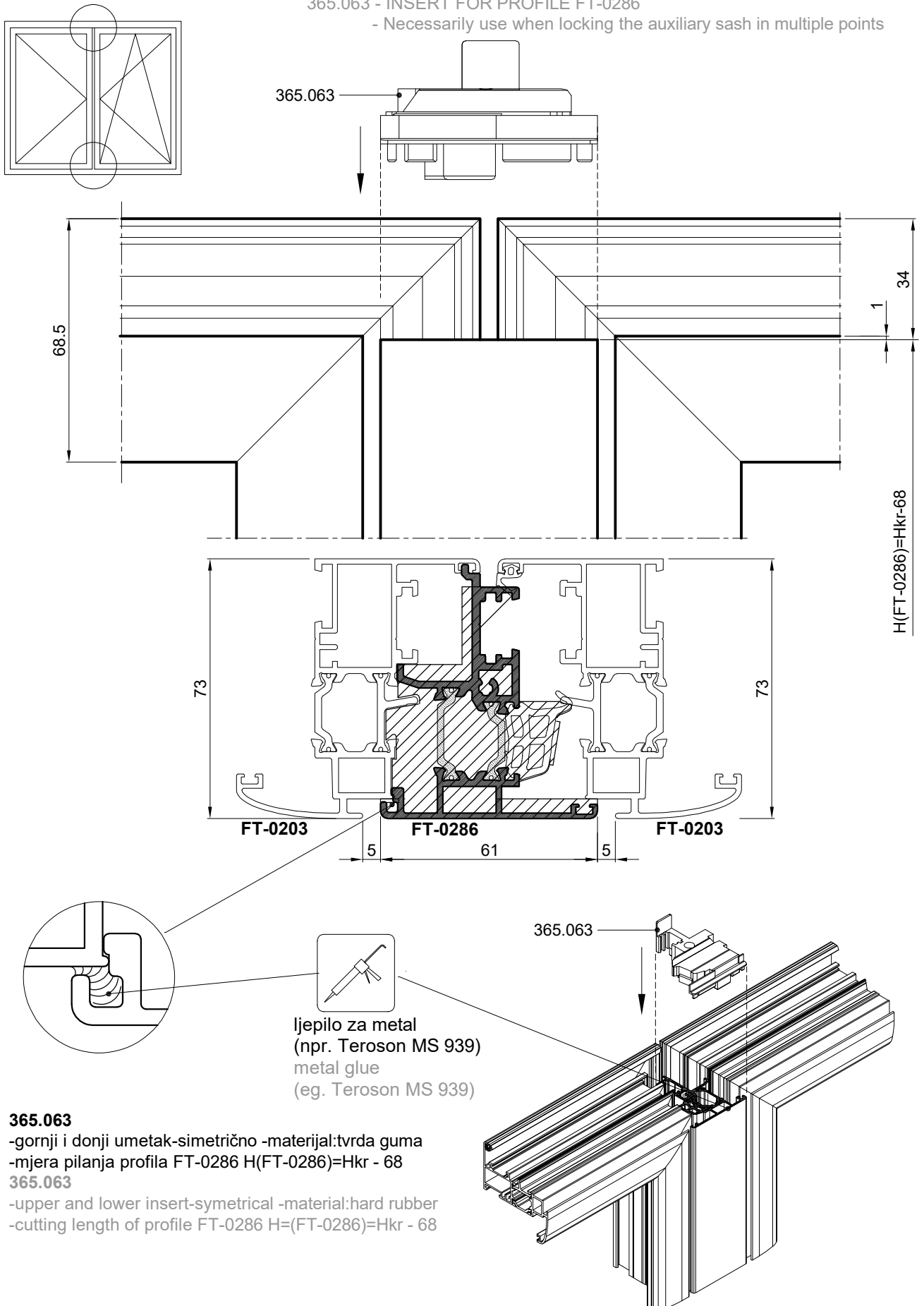
POGLED 2-2
VIEW 2-2

365.063 - UMETAK ZA PROFIL FT-0286

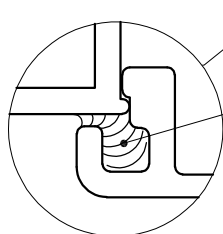
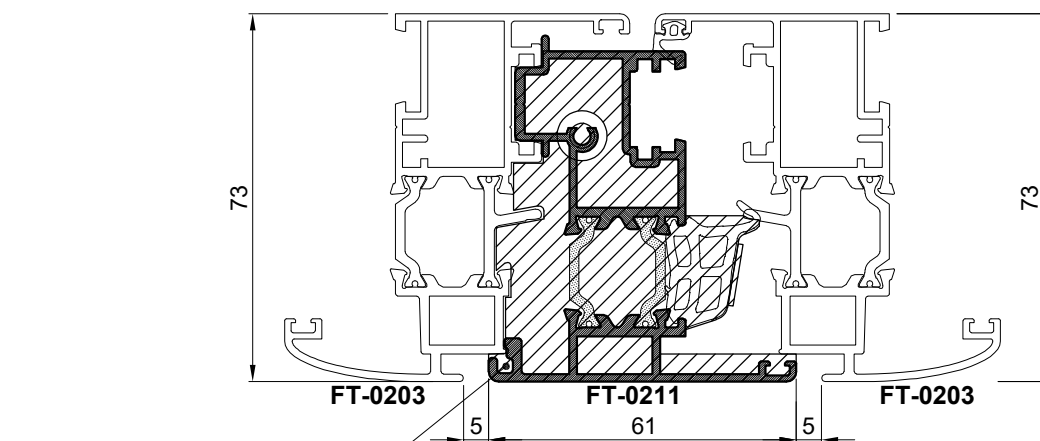
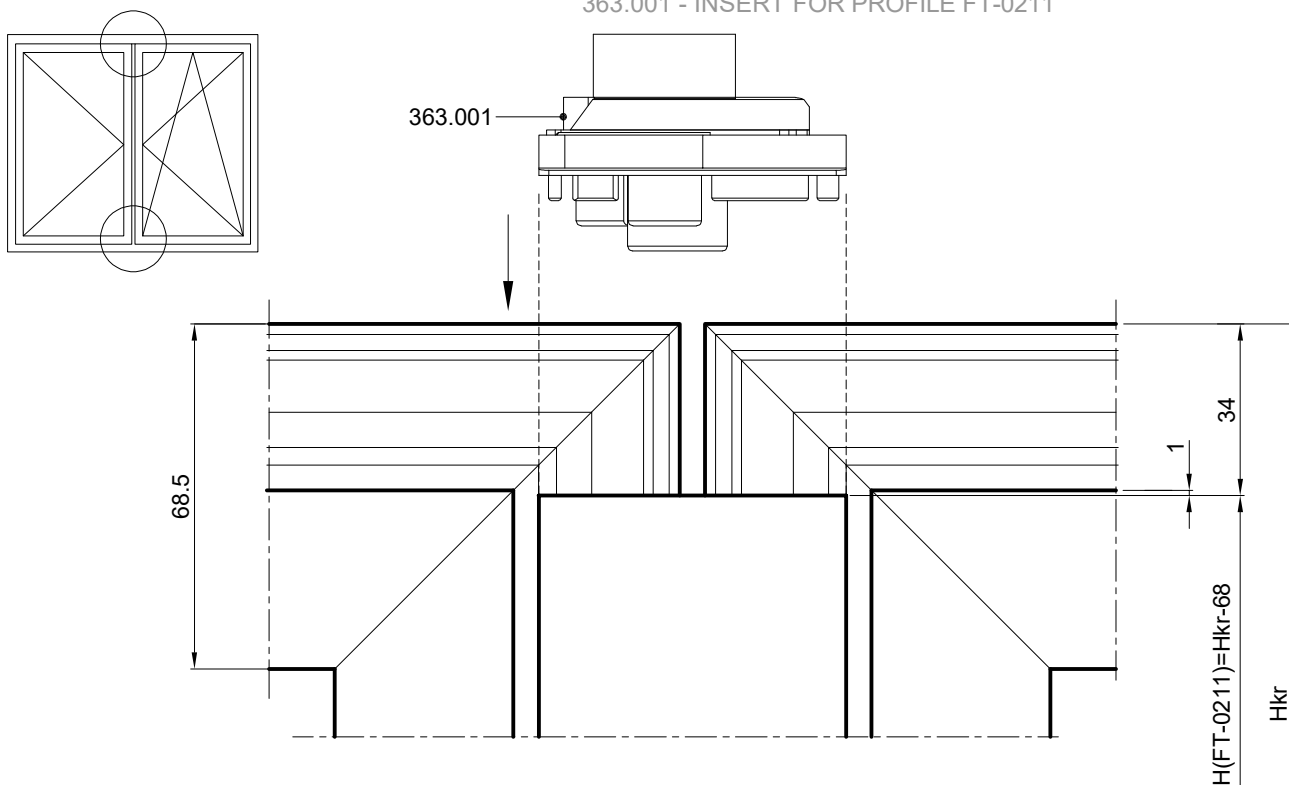
- Obavezna uporaba kod ključanja pomoćnog krila u više točaka

365.063 - INSERT FOR PROFILE FT-0286

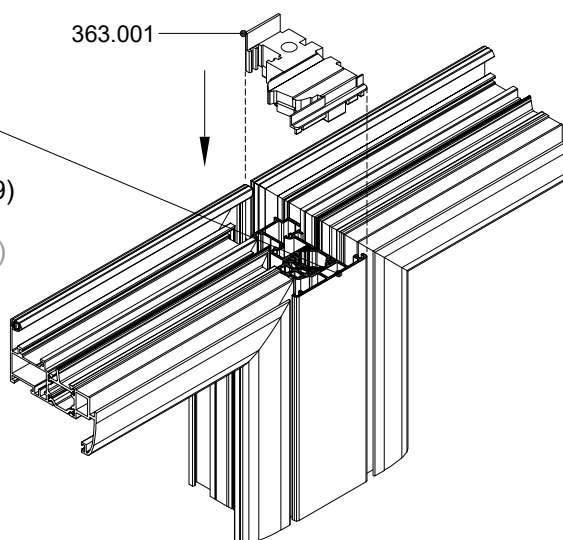
- Necessarily use when locking the auxiliary sash in multiple points



363.001 - UMETAK ZA PROFIL FT-0211
363.001 - INSERT FOR PROFILE FT-0211



ljepilo za metal
(npr. Teroson MS 939)
metal glue
(eg. Teroson MS 939)



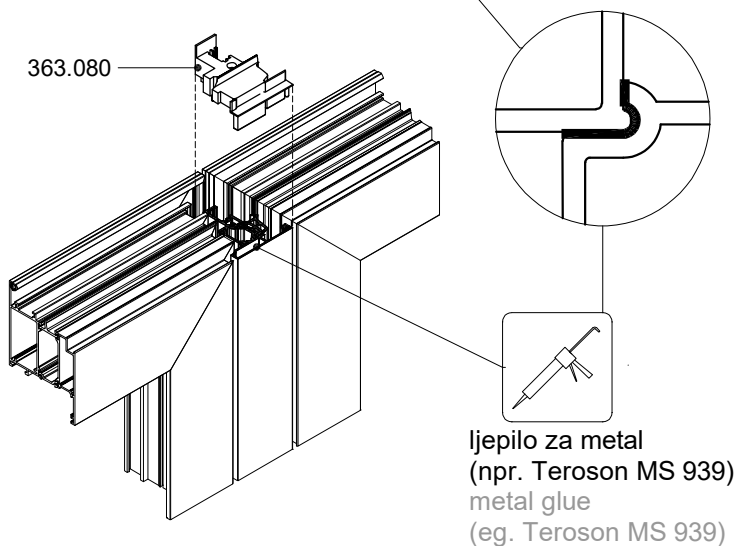
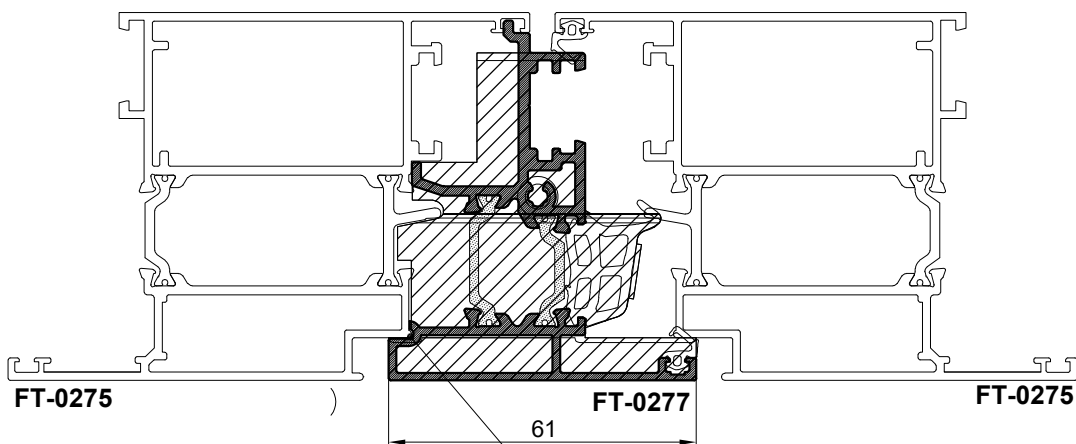
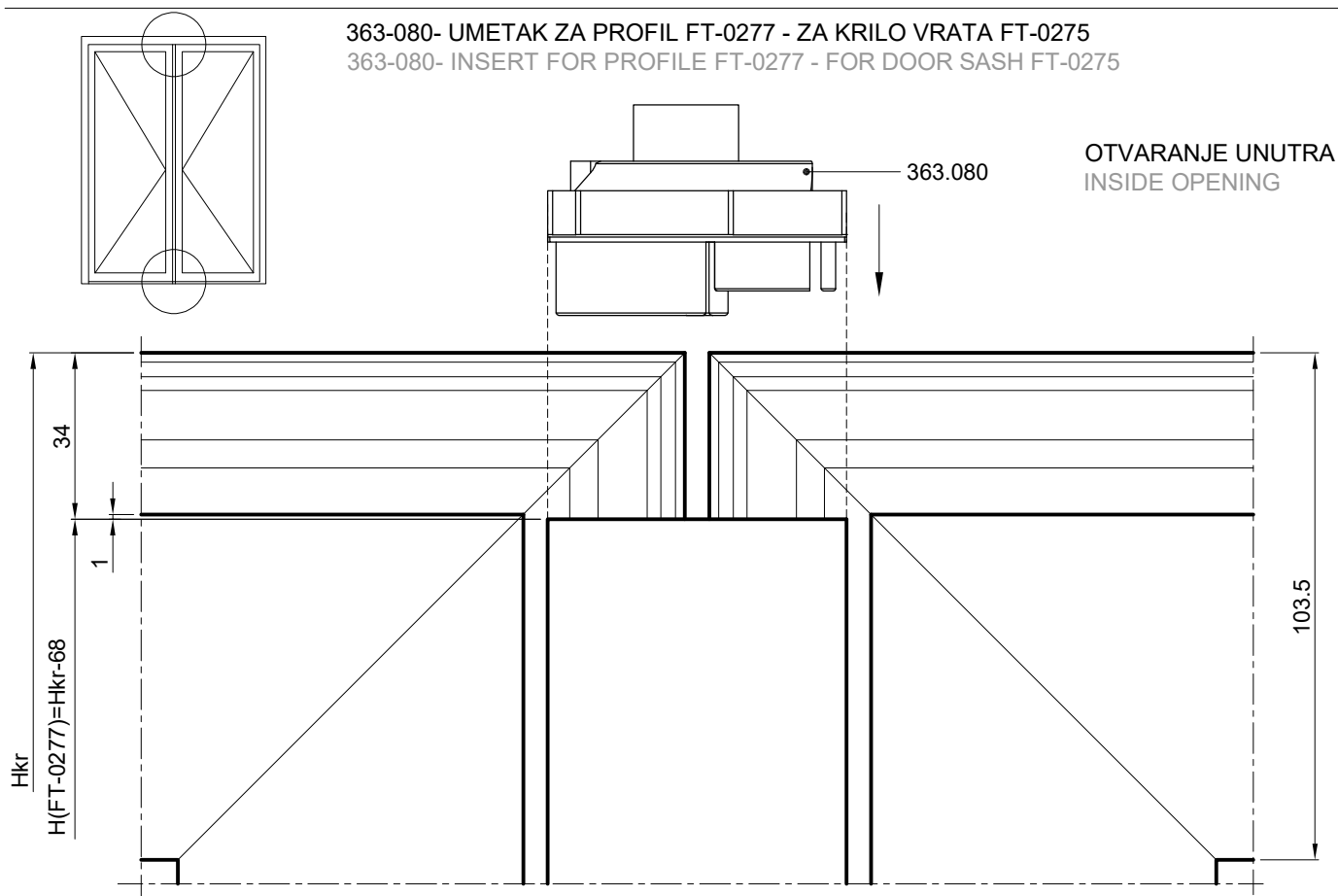
363.001

-gornji i donji umetak-simetrično -materijal: tvrda guma
-mjera pilanja profila FT-0211, H=Hkr - 68

363.001

-upper and lower insert-symetrical -material: hard rubber
-cutting length of profile FT-0211, H=Hkr - 68

363-080- UMETAK ZA PROFIL FT-0277 - ZA KRILO VRATA FT-0275
363-080- INSERT FOR PROFILE FT-0277 - FOR DOOR SASH FT-0275



363-080

- gornji i donji umetak-simetrično
- materijal: tvrda guma
- mjera pilanja profila FT-0277
- H=Hkr - 68

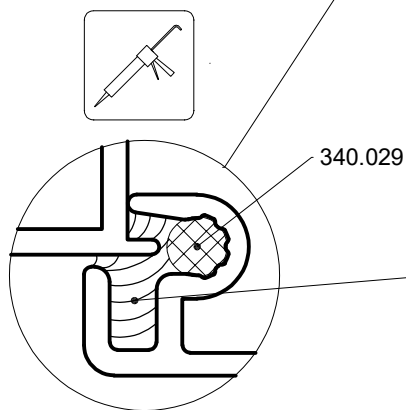
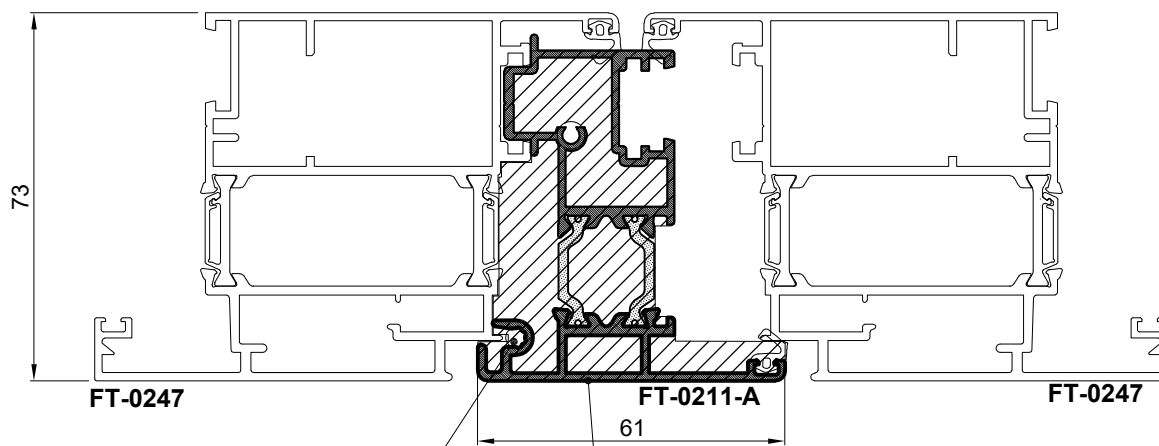
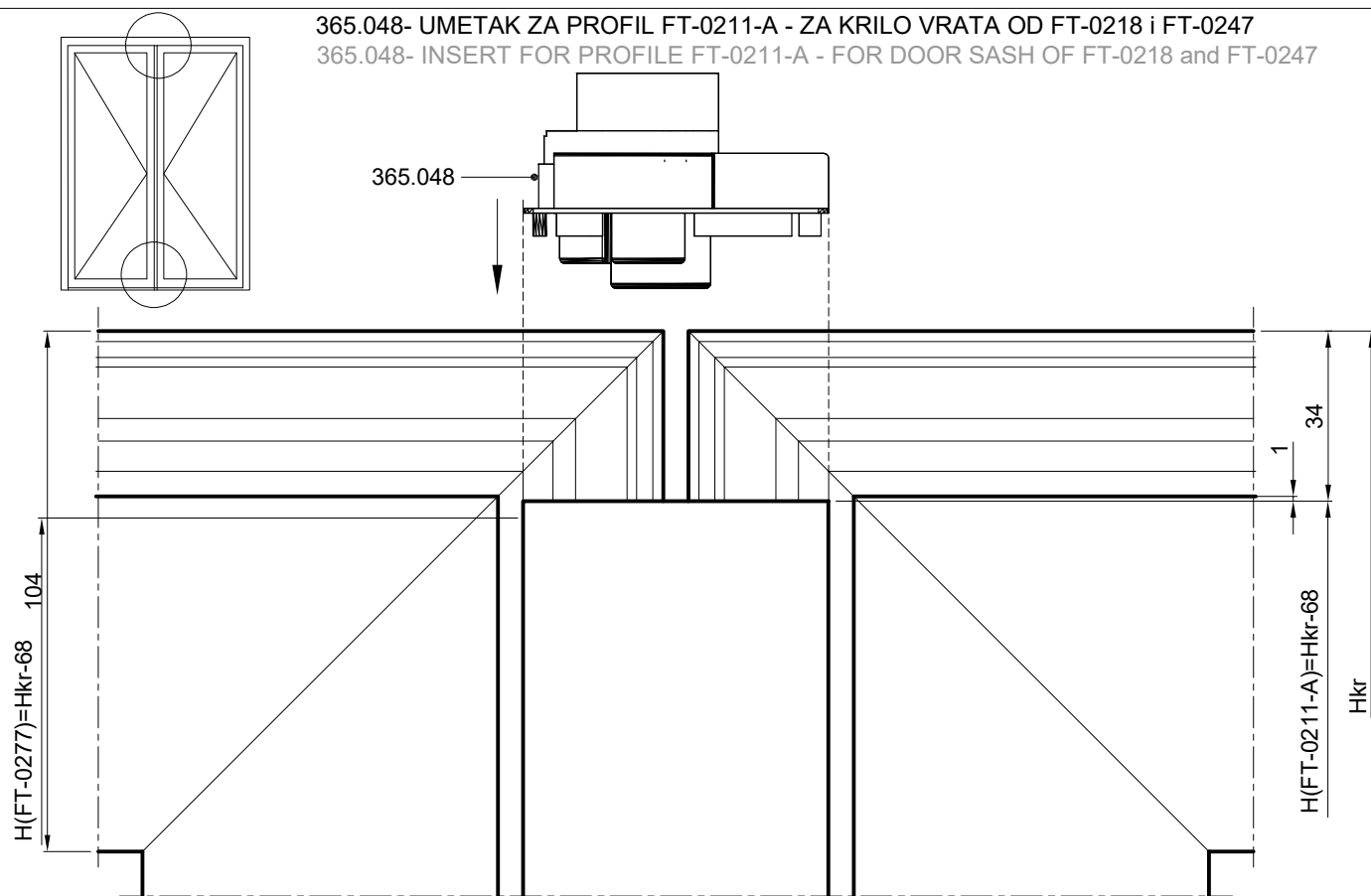
363-080

- upper and lower insert-symmetrical
- material:hard rubber
- cutting lenght of profile FT-0277
- H=Hsh - 68

ljepilo za metal
(npr. Teroson MS 939)
metal glue
(eg. Teroson MS 939)

365.048- UMETAK ZA PROFIL FT-0211-A - ZA KRILO VRATA OD FT-0218 i FT-0247

365.048- INSERT FOR PROFILE FT-0211-A - FOR DOOR SASH OF FT-0218 and FT-0247



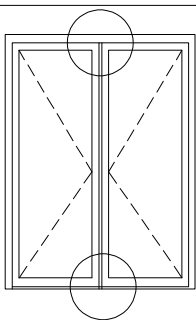
ljepilo za metal
(npr. Teroson MS 939)
metal glue
(eg. Teroson MS 939)

365.048

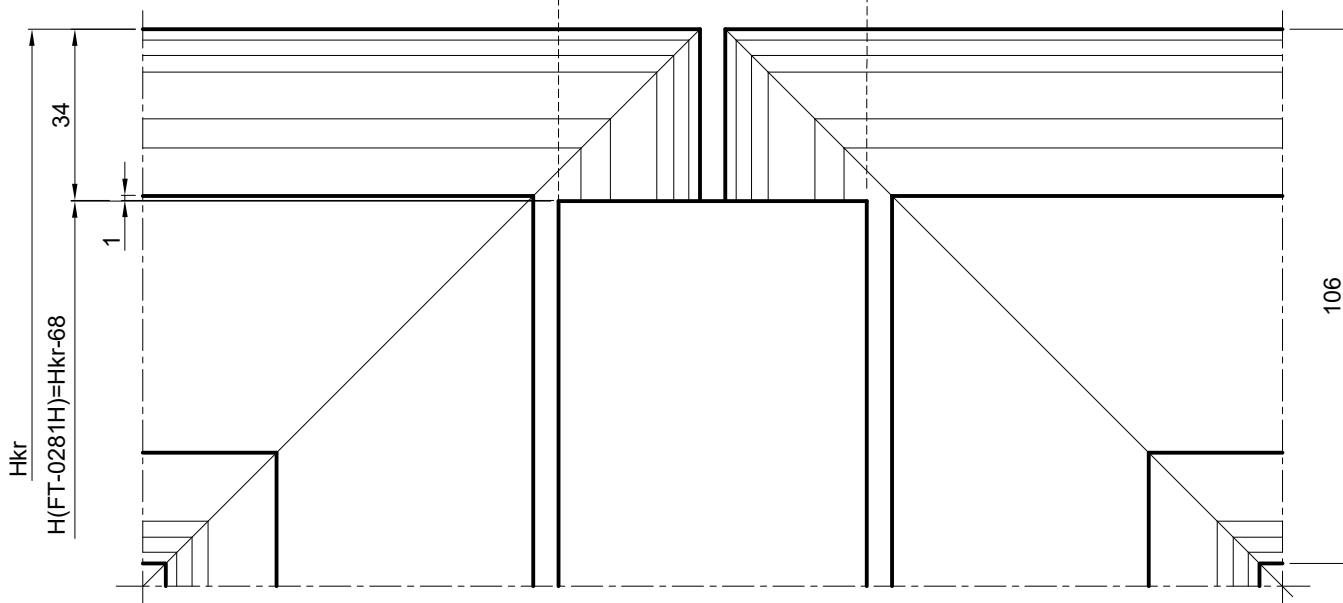
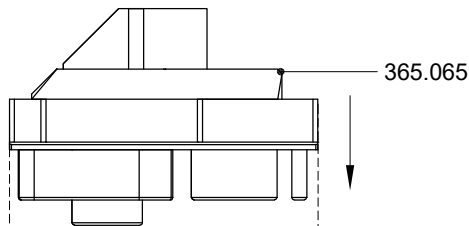
-gornji i donji umetak-simetrično
-materijal: tvrda guma
-mjera pilanja profila FT-0211-A $H=Hkr - 68$

365.048

-upper and lower insert-symetrical
-material: hard rubber
-cutting length of profile FT-0211-A $H=Hkr - 68$

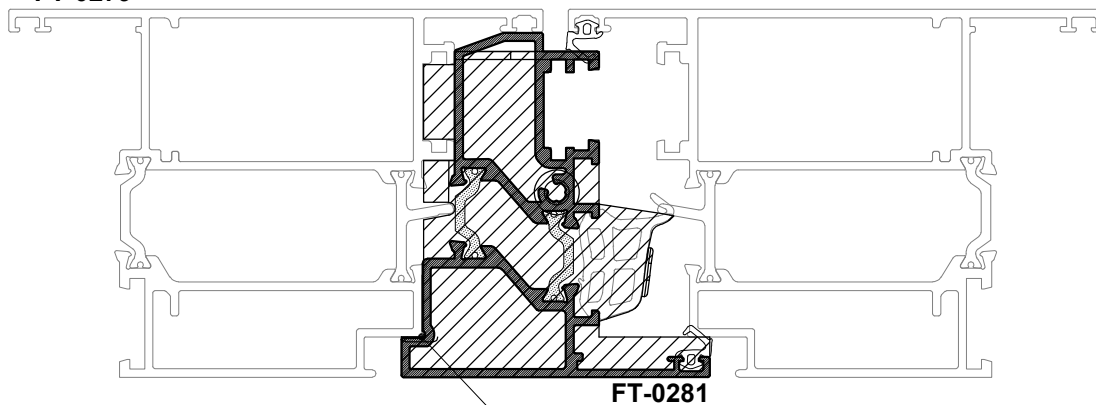


365.065- UMETAK ZA PROFIL FT-0281 - ZA KRILO VRATA FT-0279
365.065- INSERT FOR PROFILE FT-0281 - FOR DOOR SASH FT-0279

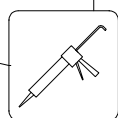
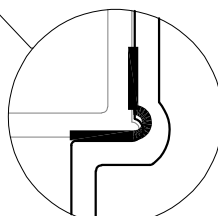
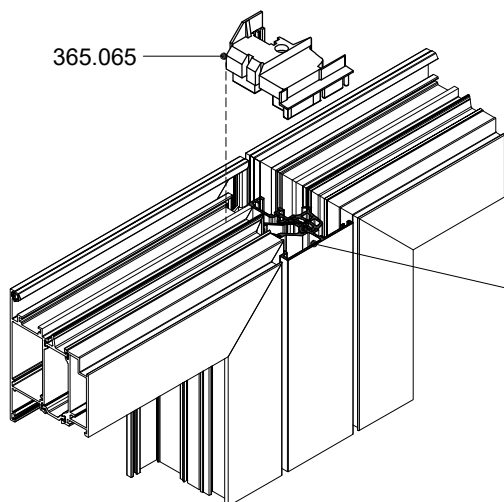


FT-0279

FT-0279



FT-0281



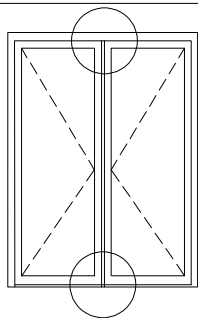
ljepilo za metal
(npr. Teroson MS 939)
metal glue
(eg. Teroson MS 939)

365.065

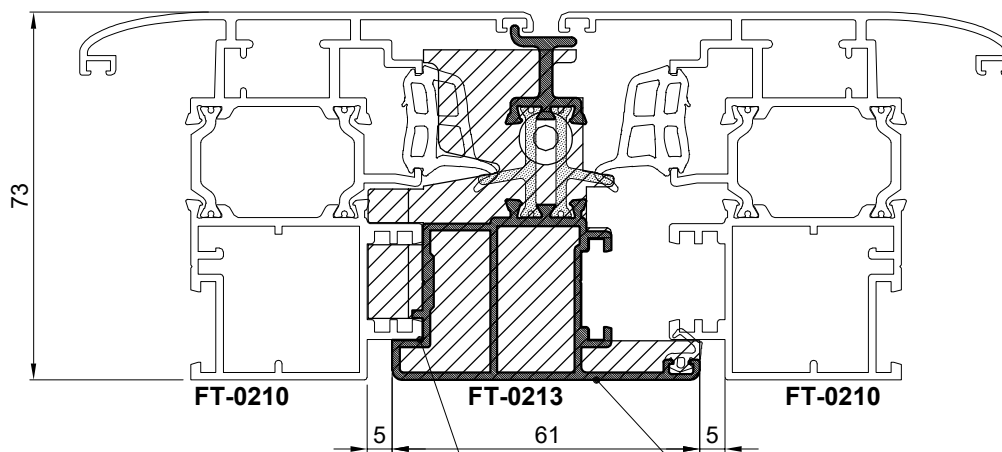
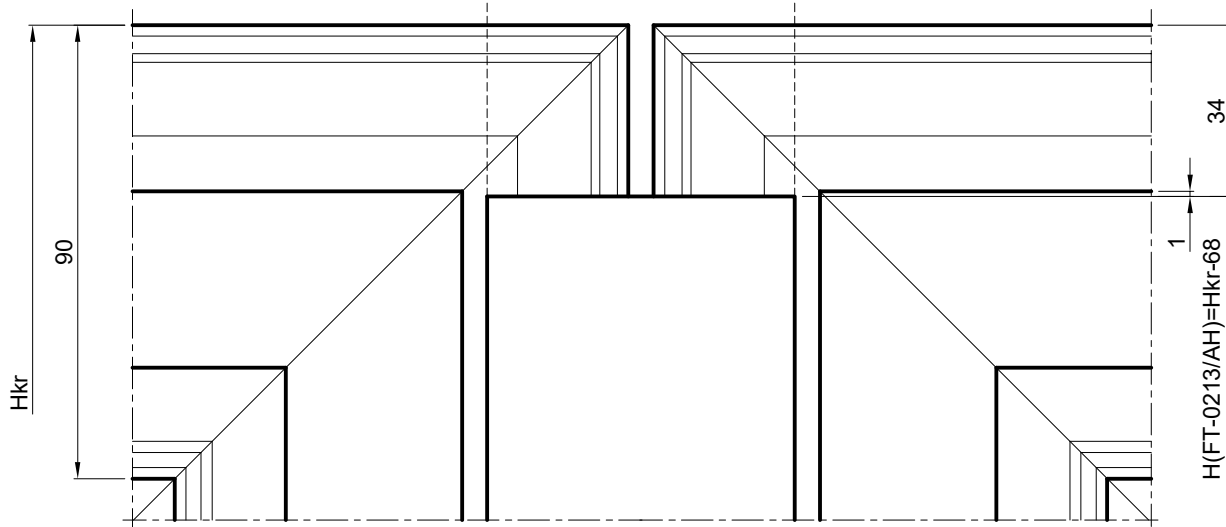
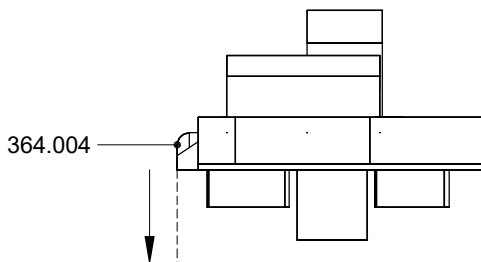
-gornji i donji umetak-simetrično
-materijal: tvrda guma
-mjera pilanja profila FT-0281 $H=H_{kr}-68$

365.065

-upper and lower insert-symmetrical
-material: hard rubber
-cutting length of FT-0281 $H=H_{sh}-68$



364.004- UMETAK ZA PROFIL FT-0213 - ZA KRILO FT-0210
364.004- INSERT FOR PROFILE FT-0213 - FOR SASH FT-0210



364.004

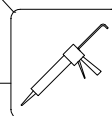
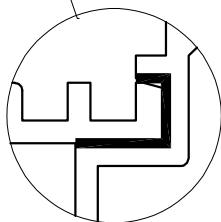
-gornji i donji umetak-simetrično -materijal: tvrda guma

-mjera pilanja profila FT-0213, $H=H_{kr} - 68$

364.004

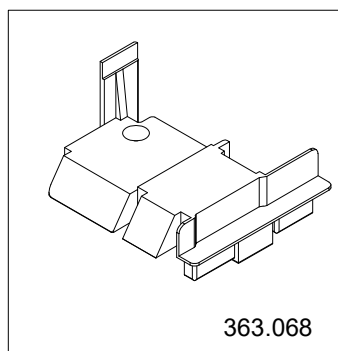
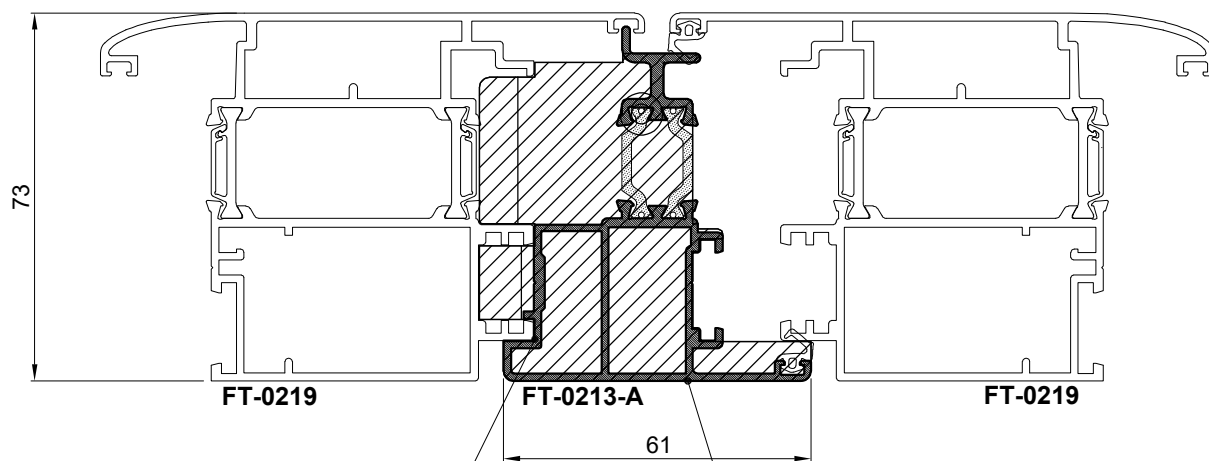
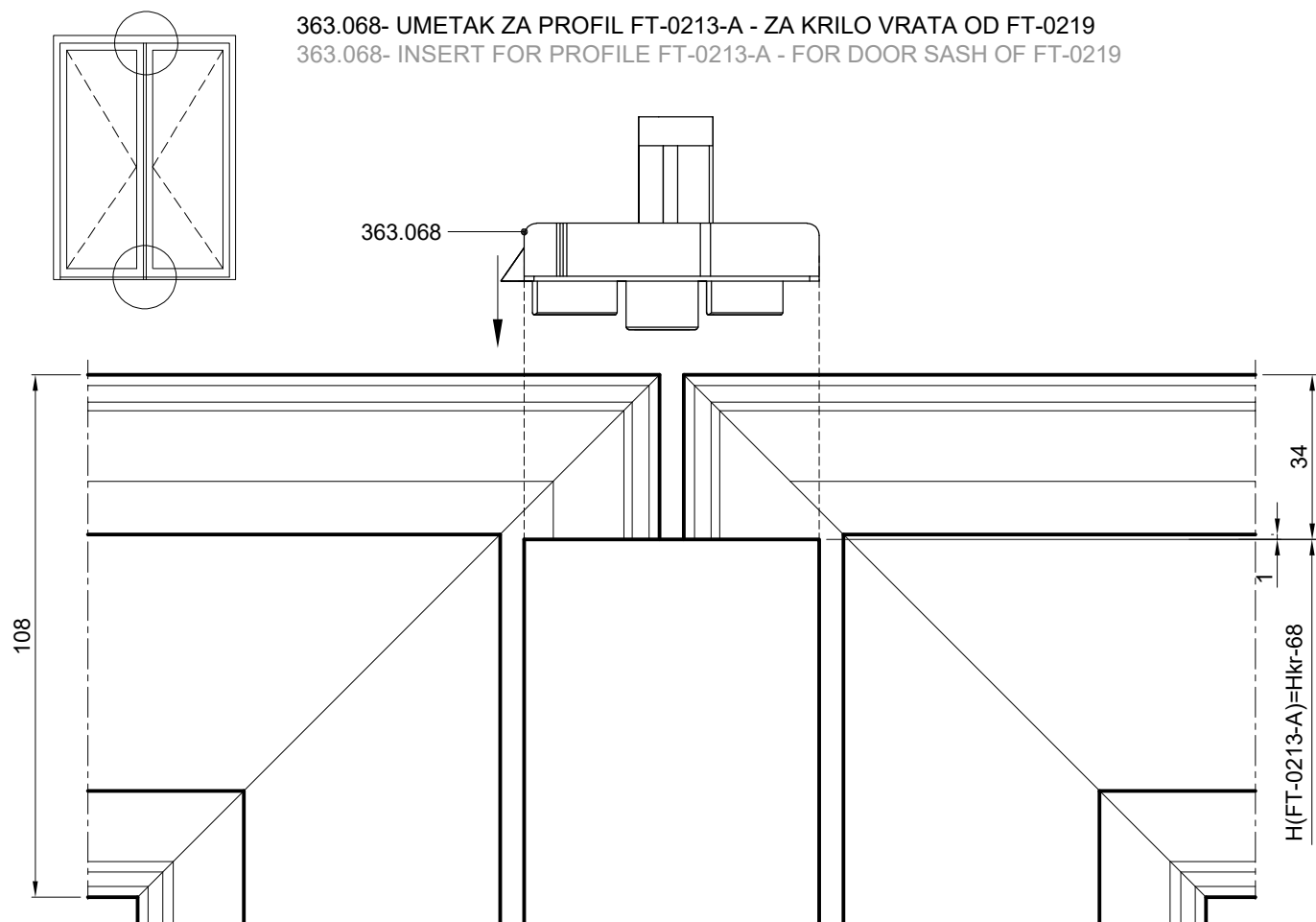
-upper and lower insert-symmetrical -material: hard rubber

-cutting length of profile FT-0213, $H=H_{kr} - 68$



ljepilo za metal
(npr. Teroson MS 939)
metal glue
(eg. Teroson MS 939)

363.068- UMETAK ZA PROFIL FT-0213-A - ZA KRILO VRATA OD FT-0219
363.068- INSERT FOR PROFILE FT-0213-A - FOR DOOR SASH OF FT-0219



363.068

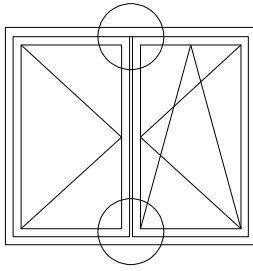
ljepilo za metal
(npr. Teroson MS 939)
metal glue
(eg. Teroson MS 939)

363.068


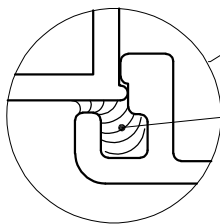
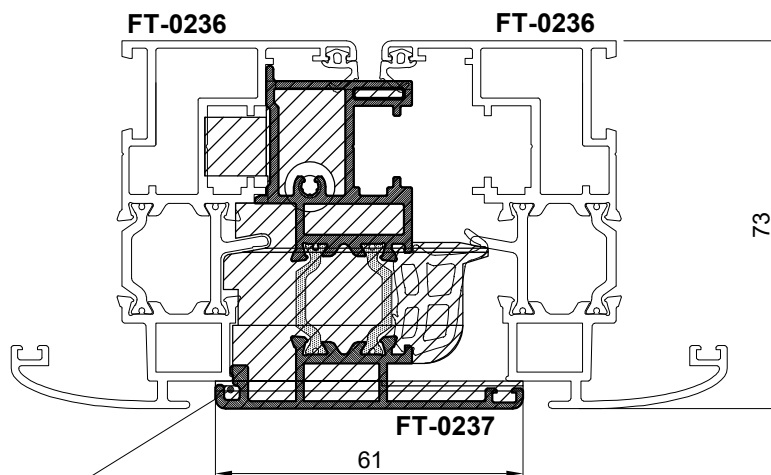
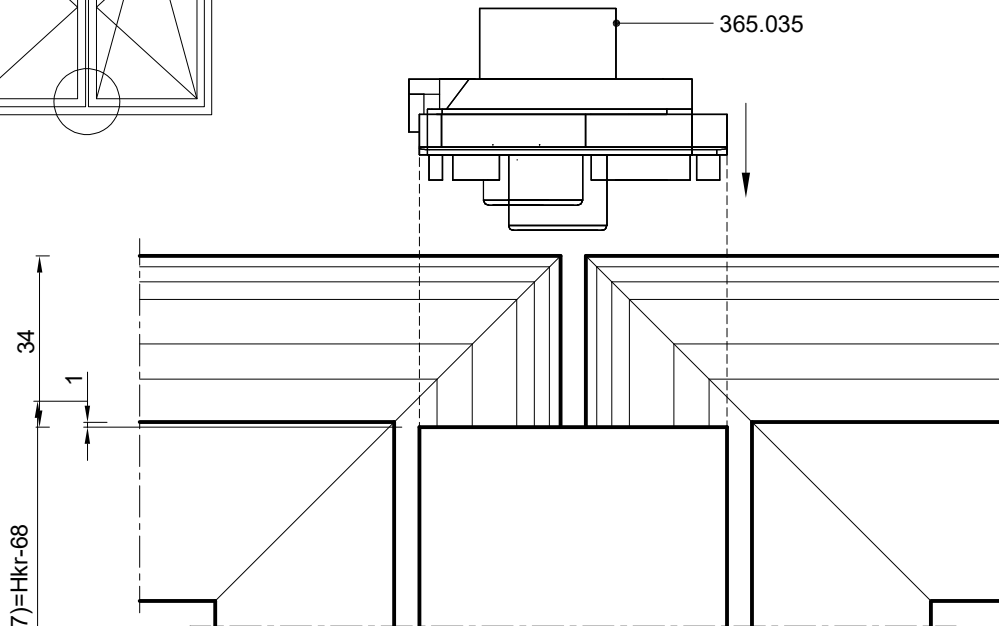
-gornji i donji umetak-simetrično
-materijal: tvrda guma
-mjera pilanja profila FT-0213-A
H=Hkr - 68

364.013

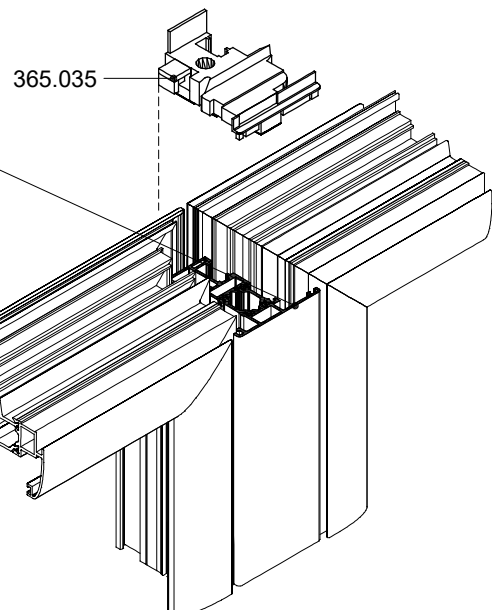
-upper and lower insert-symmetrical
-material: hard rubber
-cutting length of profile FT-0213-A
H=Hkr - 68



365.035 - UMETAK ZA PROFIL FT-0237- ZA KRILO PROZORA (pvc)
365.035 - INSERT FOR PROFILE FT-0237 - FOR WINDOW SASH (pvc)



ljepilo za metal
(npr. Teroson MS 939)
metal glue
(eg. Teroson MS 939)

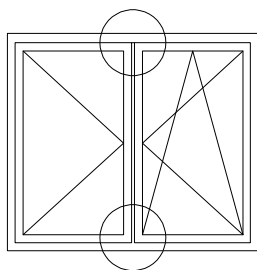


365.035

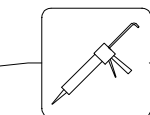
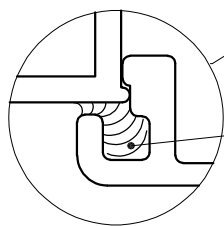
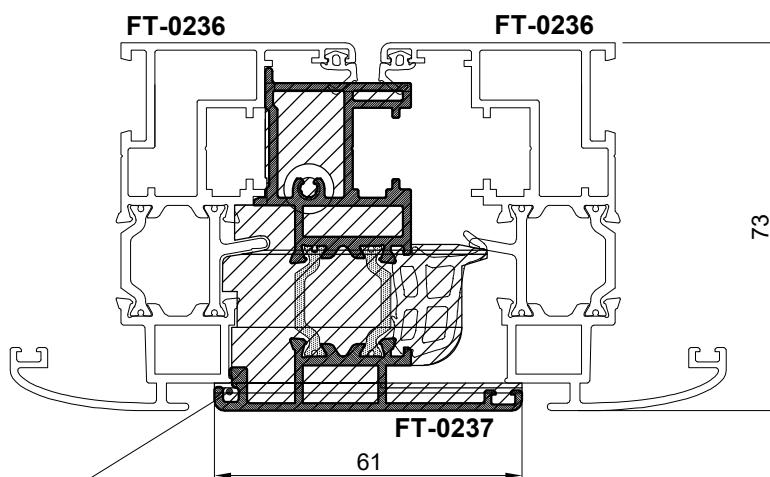
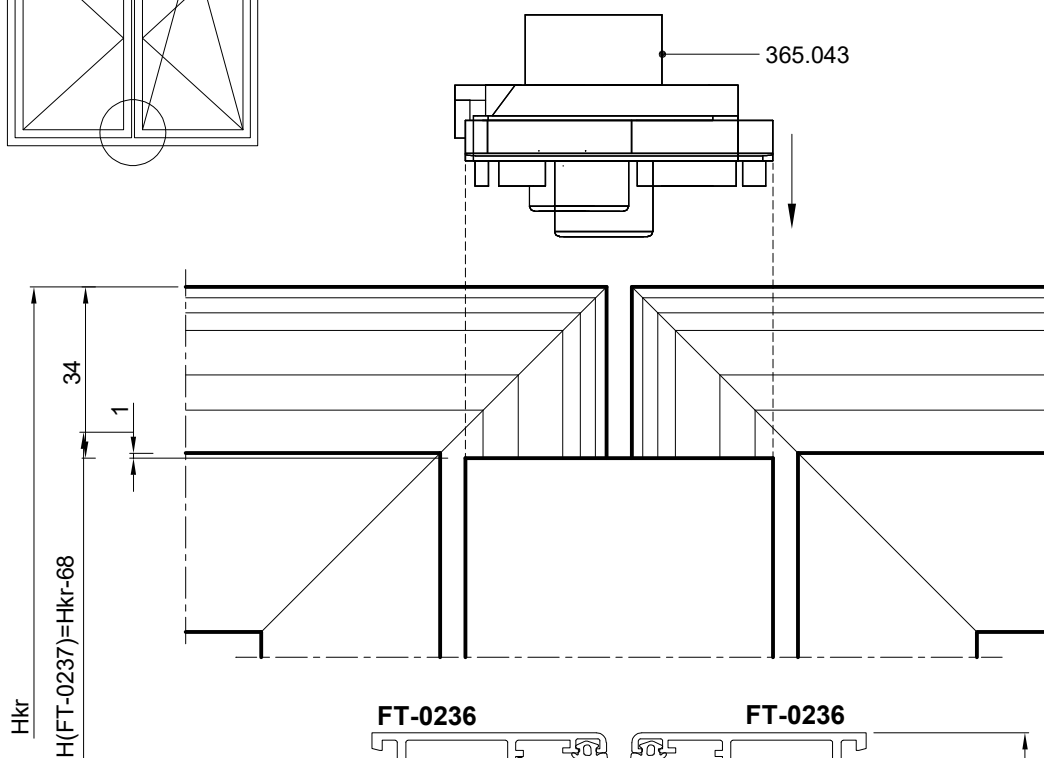
- gornji i donji umetak-simetrično
- materijal: tvrda guma
- mjera pilanja profila FT-0237 $H=H_{kr} - 68$

365.035

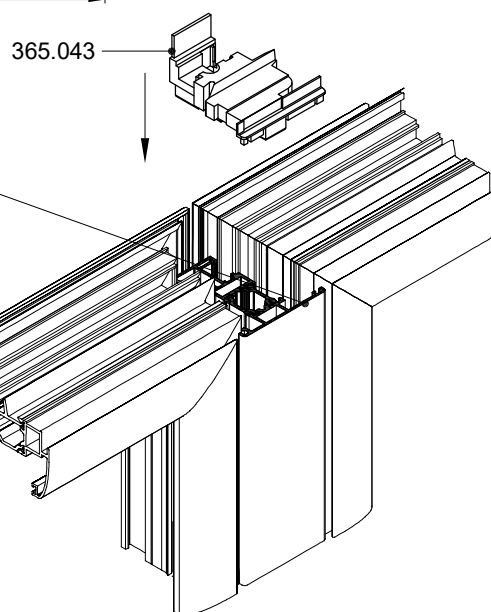
- upper and lower insert-symetrical
- material:hard rubber
- cutting lenght of FT-0237 $H=H_{sh} - 68$



365.043 - UMETAK ZA PROFIL FT-0237- ZA KRILO PROZORA (pvc)
365.043 - INSERT FOR PROFILE FT-0237 - FOR WINDOW SASH (pvc)



ljepilo za metal
(npr. Teroson MS 939)
metal glue
(eg. Teroson MS 939)



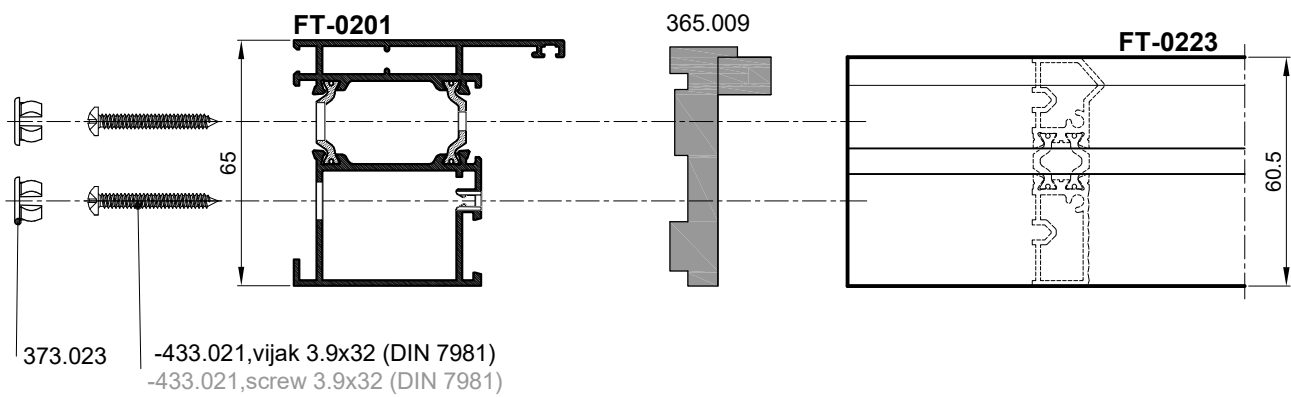
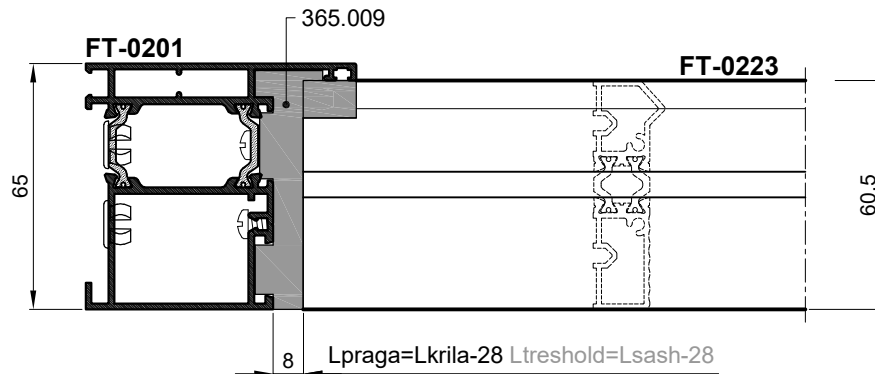
365.043

- gornji i donji umetak-simetrično
- materijal: tvrda guma
- mjera pilanja profila FT-0237 $H=H_{kr} - 68$

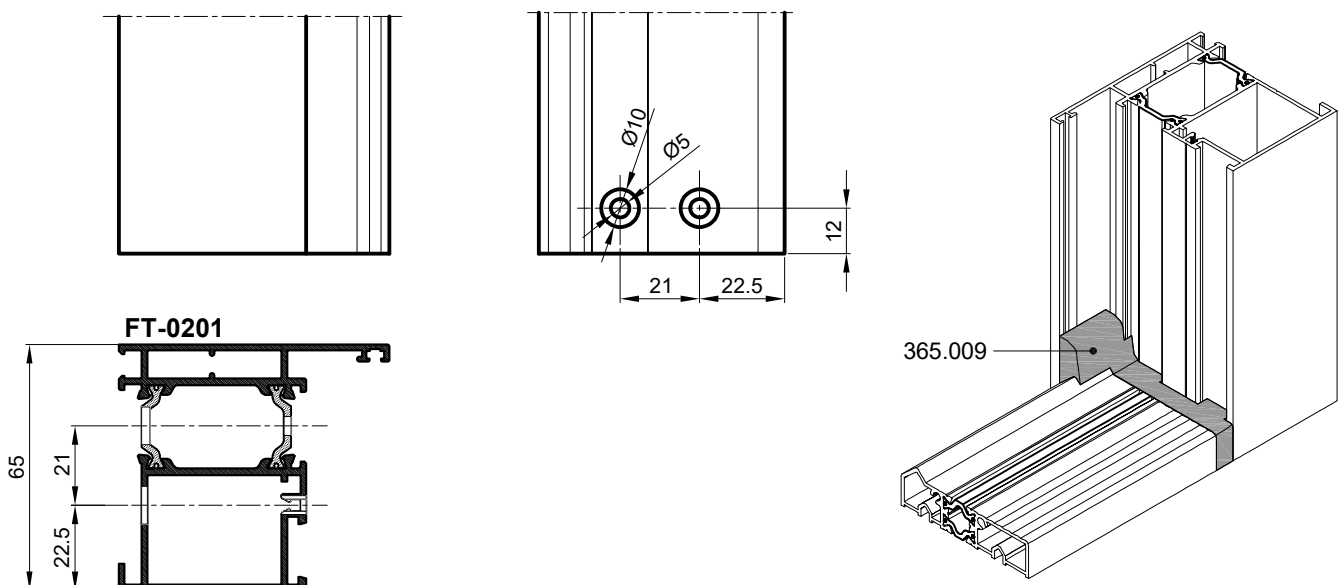
365.043

- upper and lower insert-symetrical
- material:hard rubber
- cutting lenght of FT-0237 $H=H_{sh} - 68$

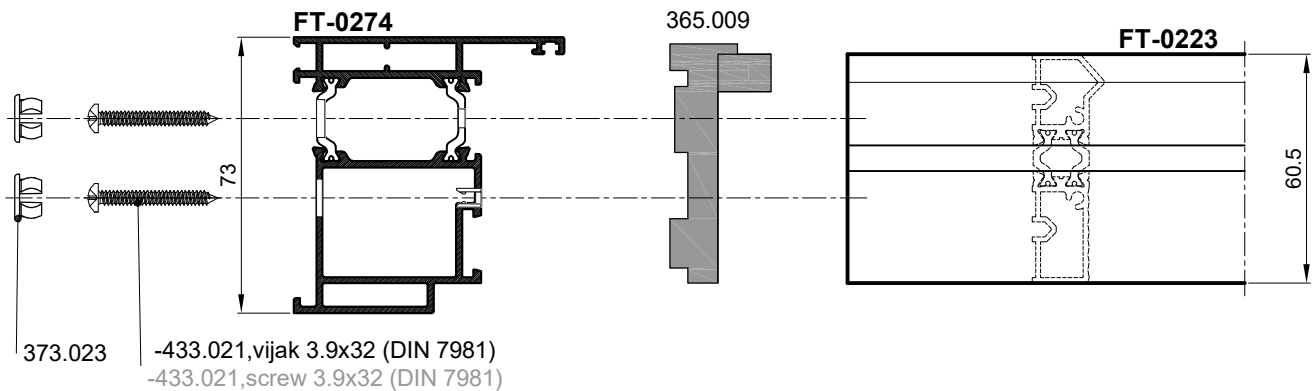
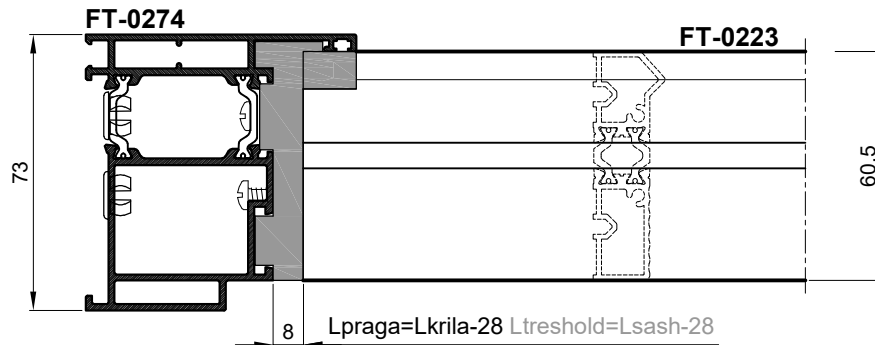
UGRADNJA I OBRADA PROFILA PRAGA FT-0223 ZA UMETAK 365.009 U PROFIL FT-0201-otvaranje unutra
MOUNTING AND PROCESSING TRESHOLD PROFILE FT-0223 FOR INSERT 365.009
IN PROFILE FT-0201-openeng inside



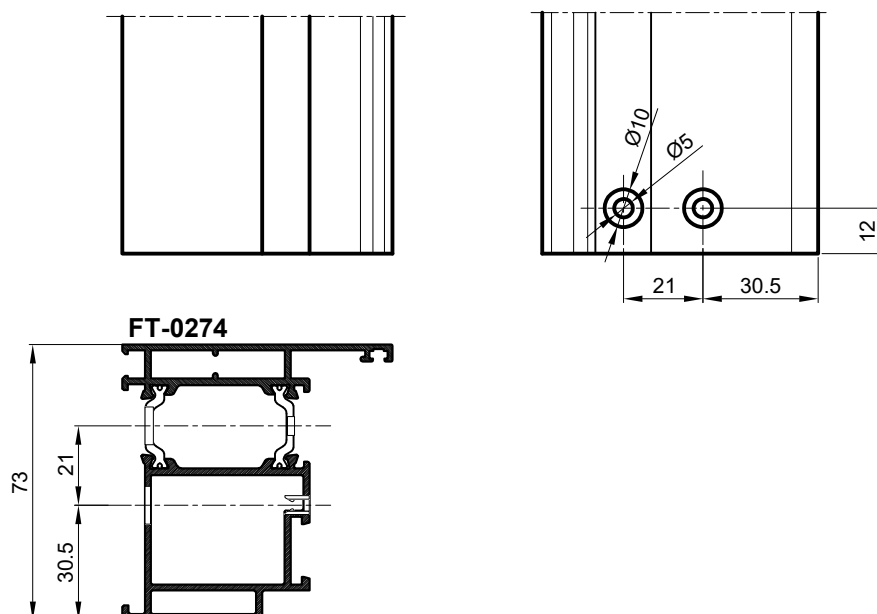
OBRADA PROFILA FT-0201 ZA UGRADNJU PRAGA S UMETKOM
PROCESSING PROFILE FT-0201 FOR TRESHOLD MONTAGE WIHT INSERT



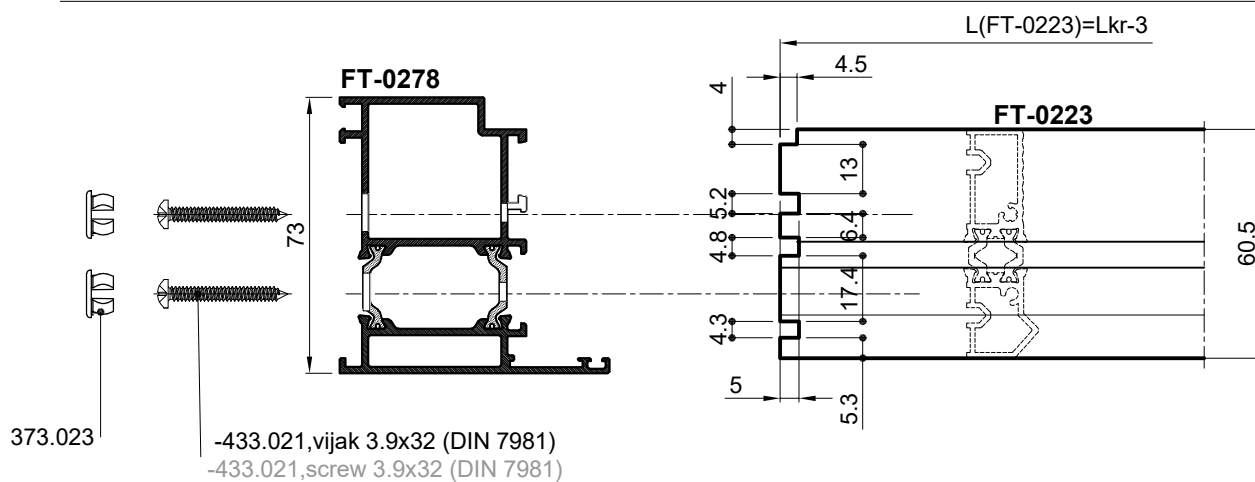
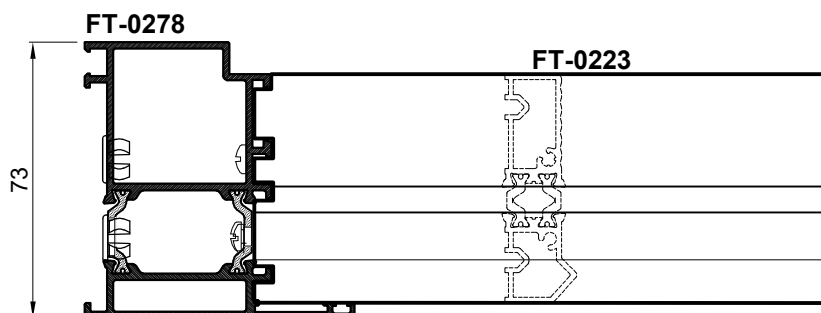
UGRADNJA I OBRADA PROFILA PRAGA FT-0223 ZA UMETAK 365.009 U PROFIL FT-0274-otvaranje unutra
MOUNTING AND PROCESSING TRESHOLD PROFILE FT-0223 FOR INSERT 365.009
IN PROFILE FT-0274-openeng inside



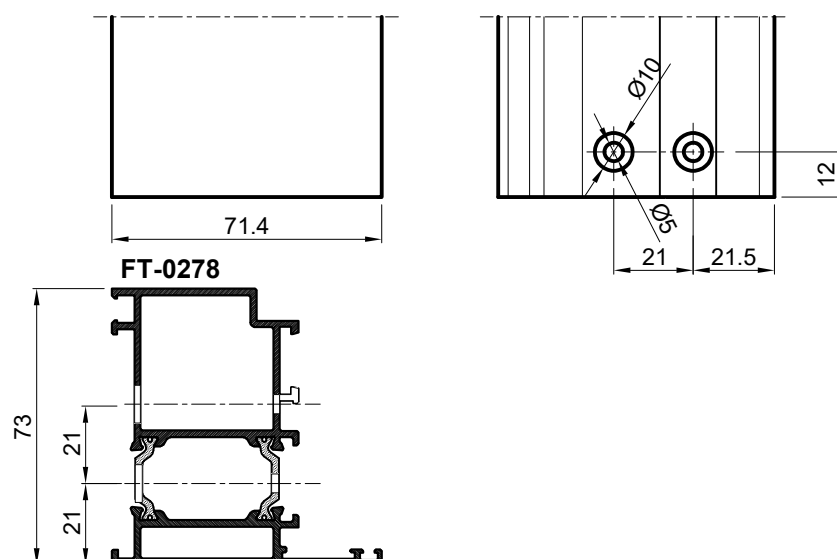
OBRADA PROFILA FT-0201 ZA UGRADNJU PRAGA S UMETKOM
PROCESSING PROFILE FT-0201 FOR TRESHOLD MONTAGE WIHT INSERT



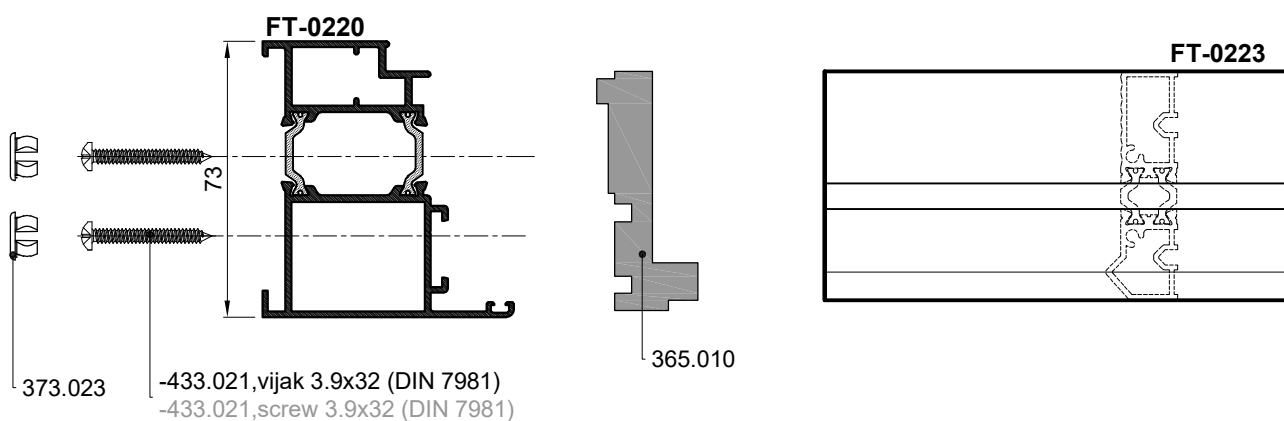
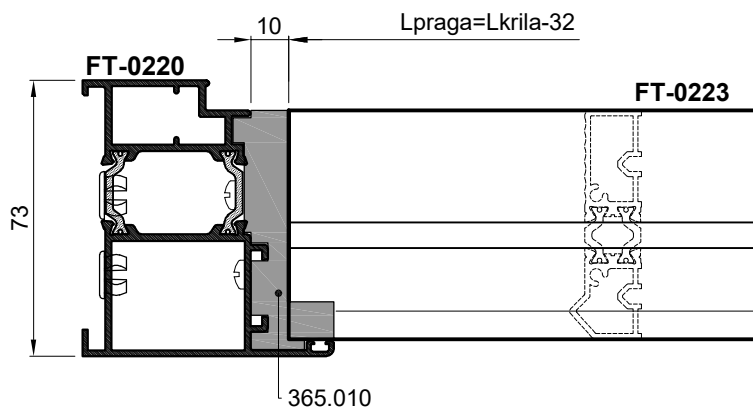
UGRADNJA I OBRADA PROFILA PRAGA FT-0223 PREMA PROFILU FT-0278-otvaranje vani
MONTAGE AND PROCESSING OF TRESHOLD PROFILE FT-0223 INTO PROFILE FT-0278-opening outside



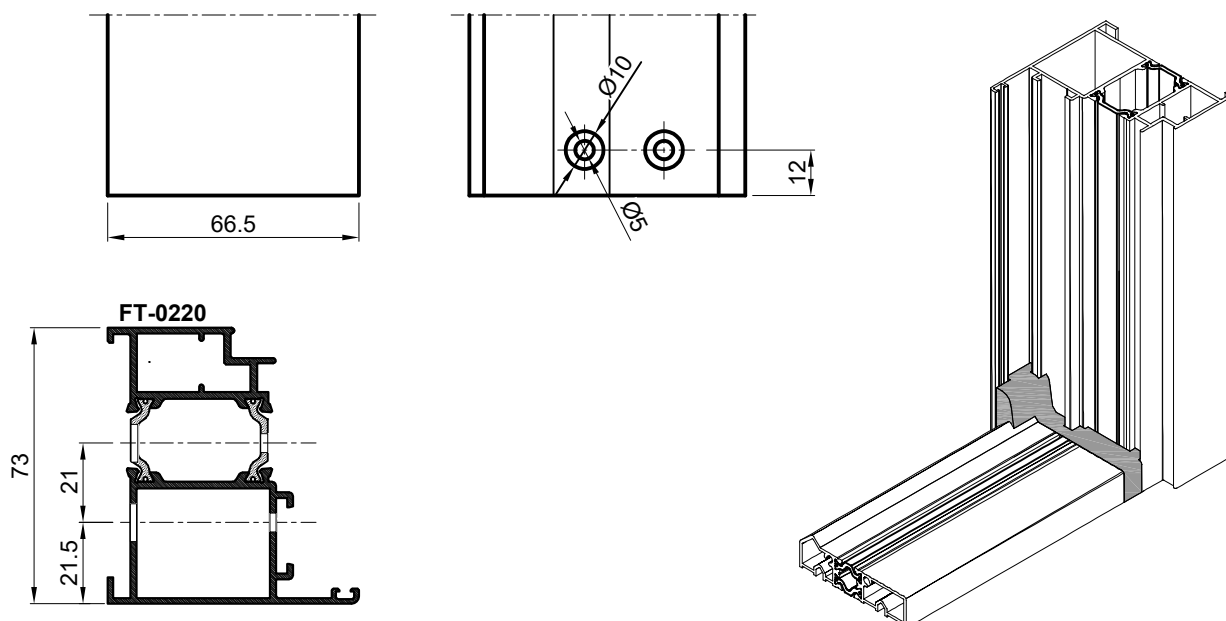
OBRADA PROFILA **FT-0278** ZA UGRADNJU PRAGA
PROCESSING PROFILE **FT-0278** FOR TRESHOLD MONTAGE



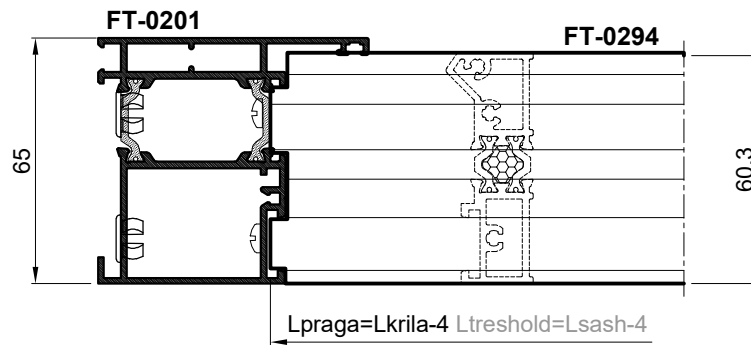
UGRADNJA I OBRADA PROFILA PRAGA FT-0223 ZA UMETAK 365.010 U PROFIL FT-0220-otvaranje vani
MONTAGE AND PROCESSING OF PROFILE FT-0223 FOR INSERT 365.010 IN PROFILE FT-0220-opening outside



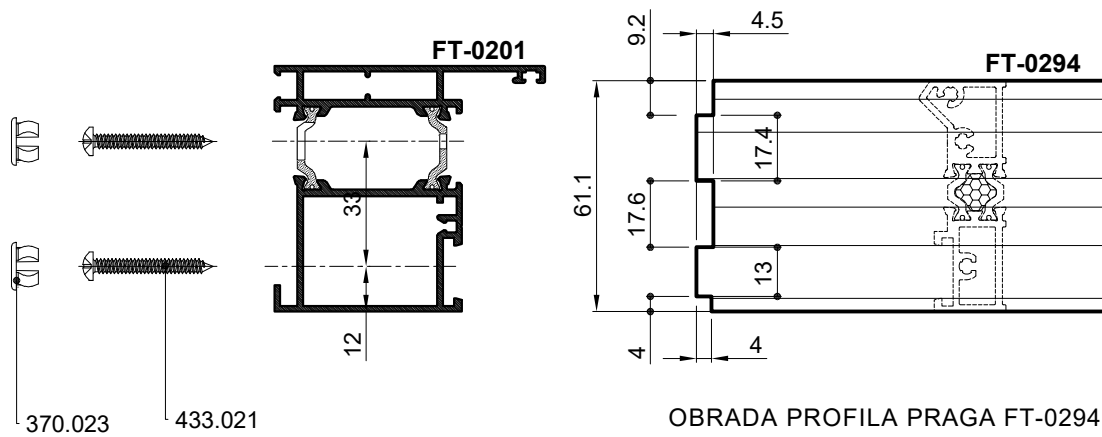
OBRADA PROFILA FT-0220 ZA UGRADNJU PRAGA S UMETKOM
PROCESSING PROFILE FT-0220 FOR TRESHOLD MONTAGE WIHT INSERT



UGRADNJA I OBRADA PROFILA PRAGA FT-0294 U PROFIL FT-0201 MONTAGE AND PROCESSING OF PROFILE FT-0294 IN PROFILE FT-0201

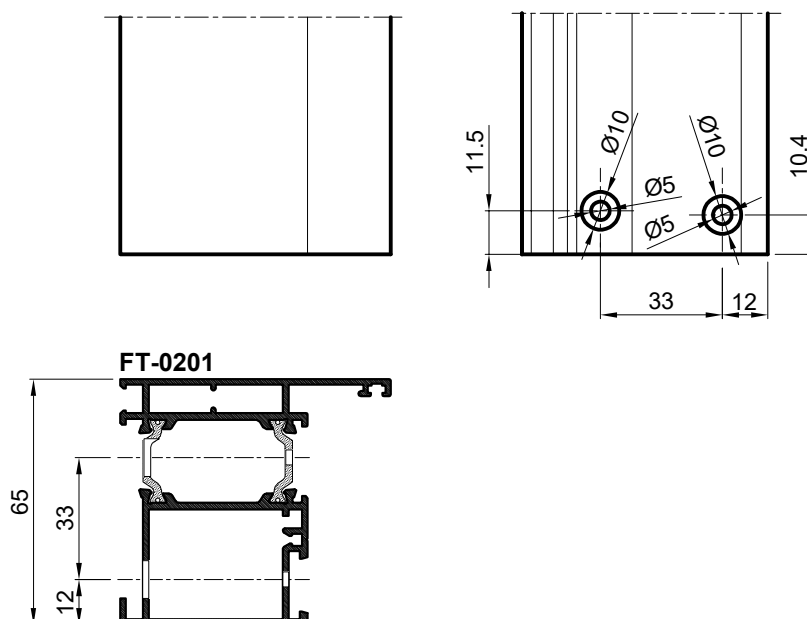


MJERA PILANJA PRAGA
CUTTING LENGHT

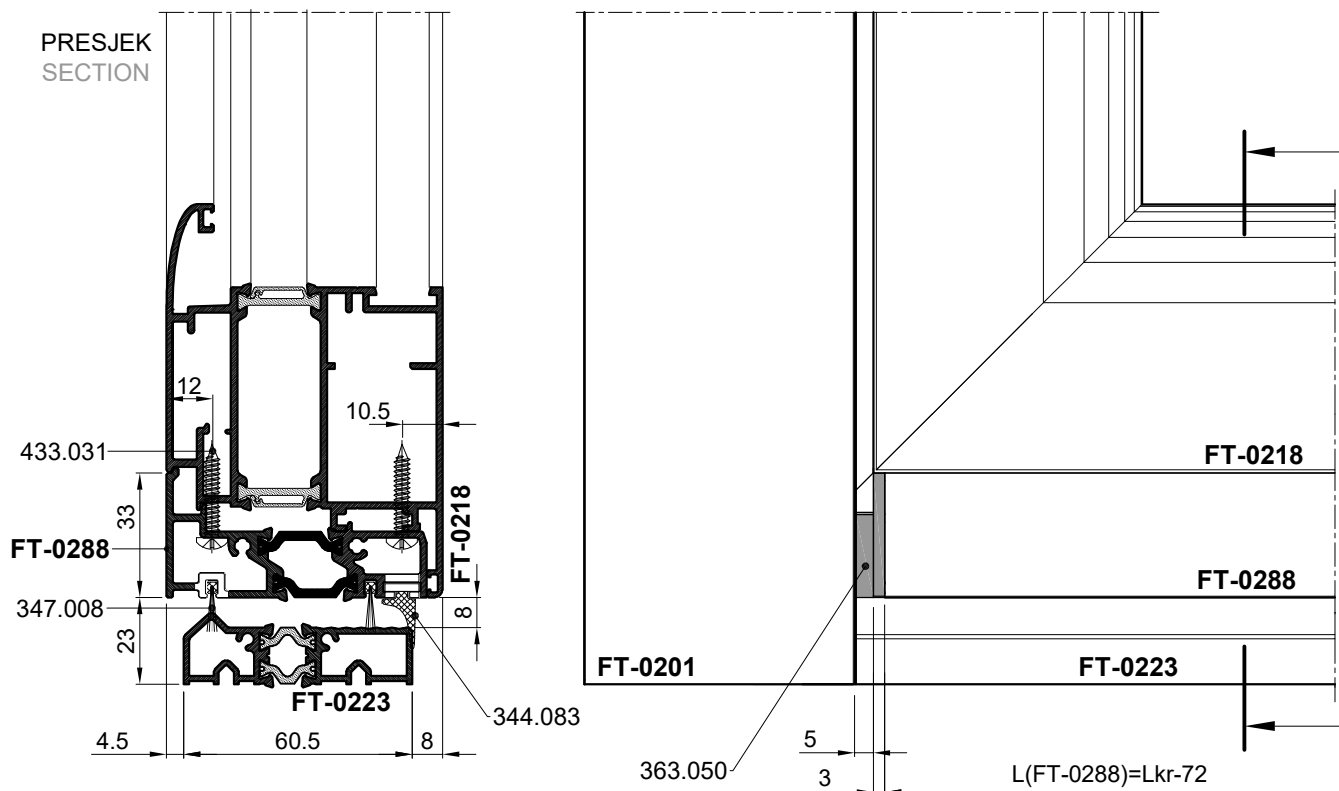


OBRADA PROFILA PRAGA FT-0294
PROCESSING TRESHOLD PROFILE FT-0294

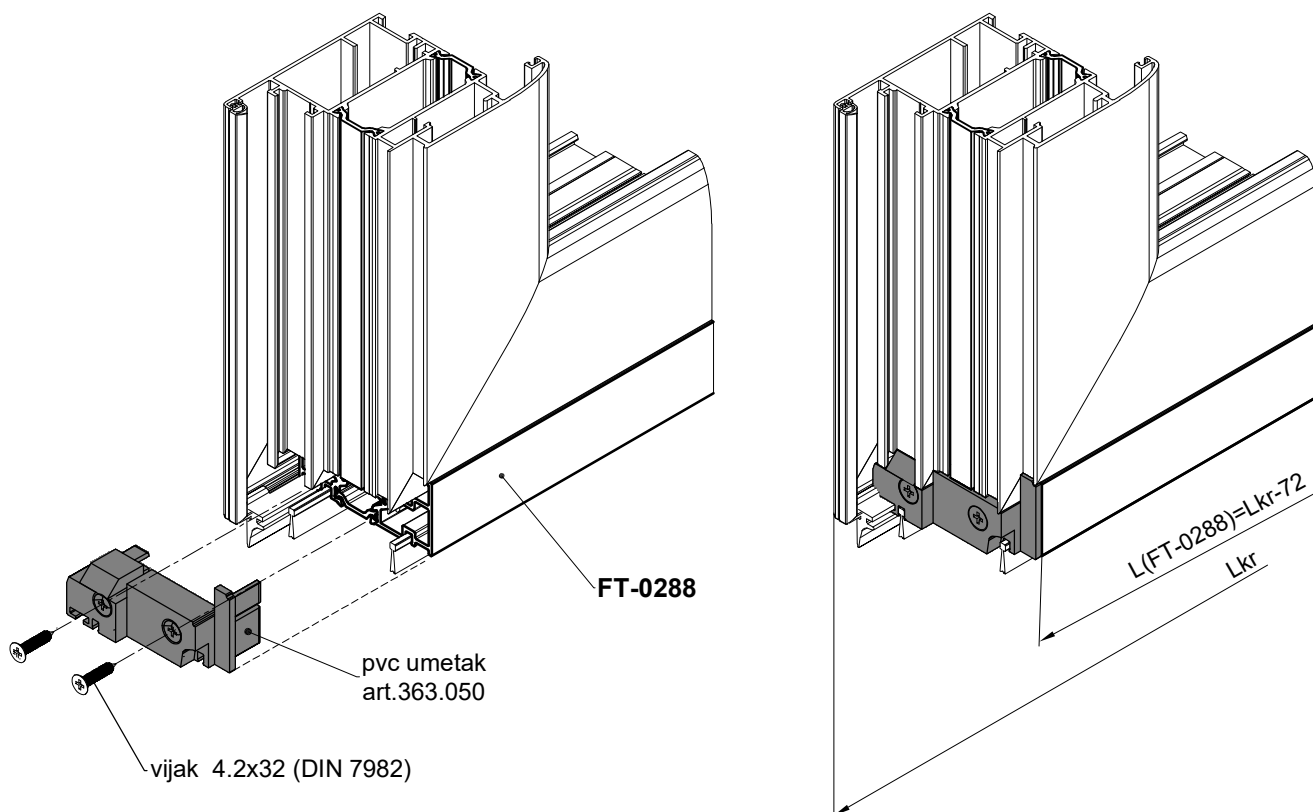
OBRADA PROFILA RAMA FT-0201 PROCESSING FRAME PROFILE FT-0201



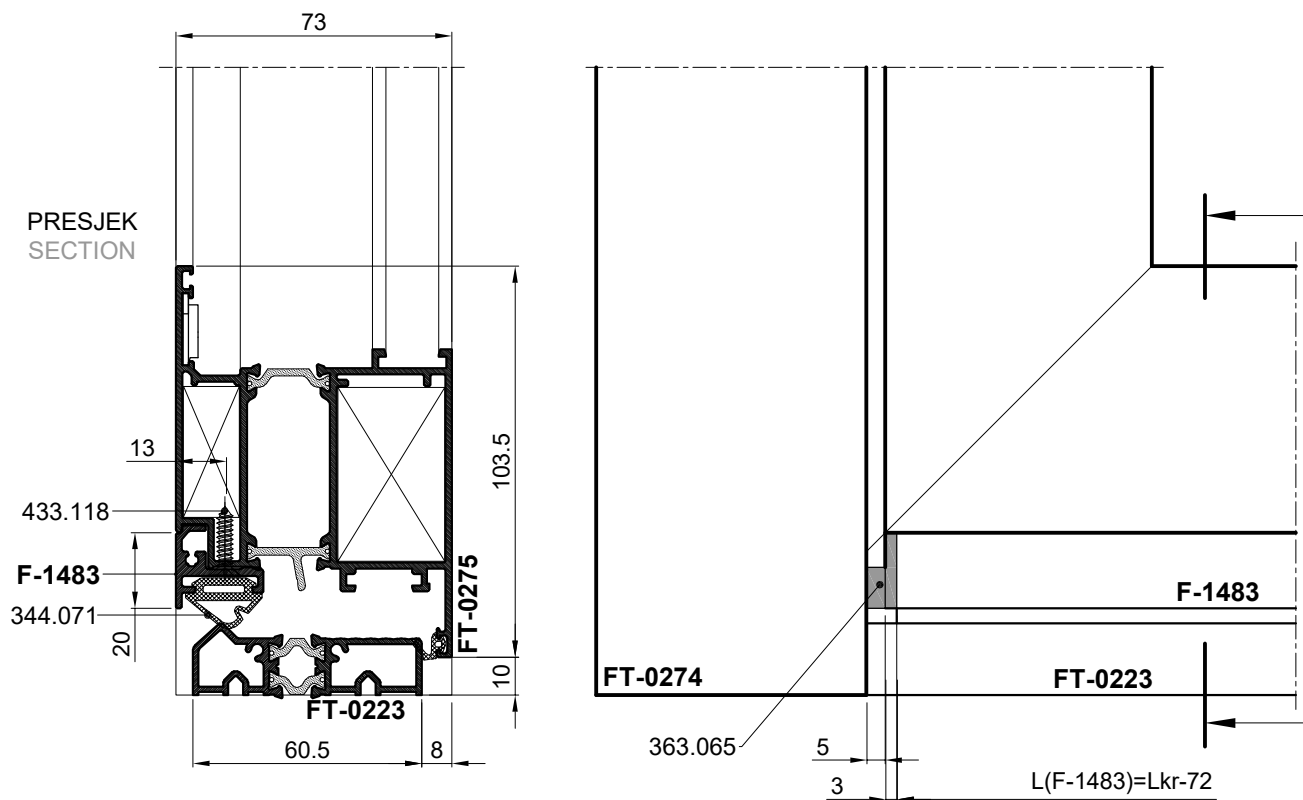
UGRADNJA PROFILA FT-0288 U KRILO VRATA SA UMETKOM 363.050-otvaranje unutra MOUNTING PROFILE FT-0288 IN SASH DOOR WITH INSERT 363.050-opening inside



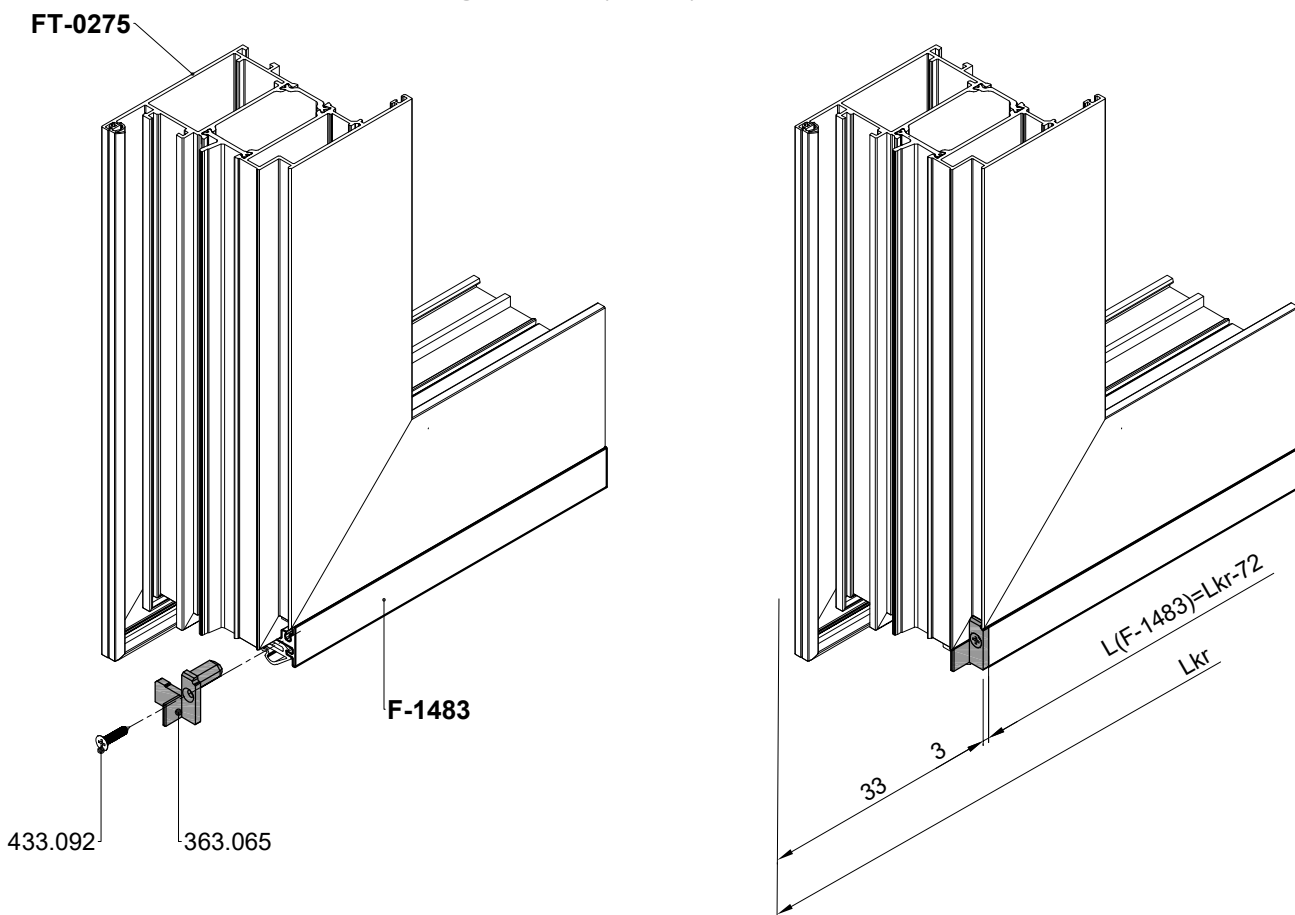
- Profil FT-0288 se pila ravno
Mjera pilanja $L(FT-0288) = Lkr-72$
- Profile FT-0288 is cut straight
Cutting measure $L(FT-0288) = Lkr-72$



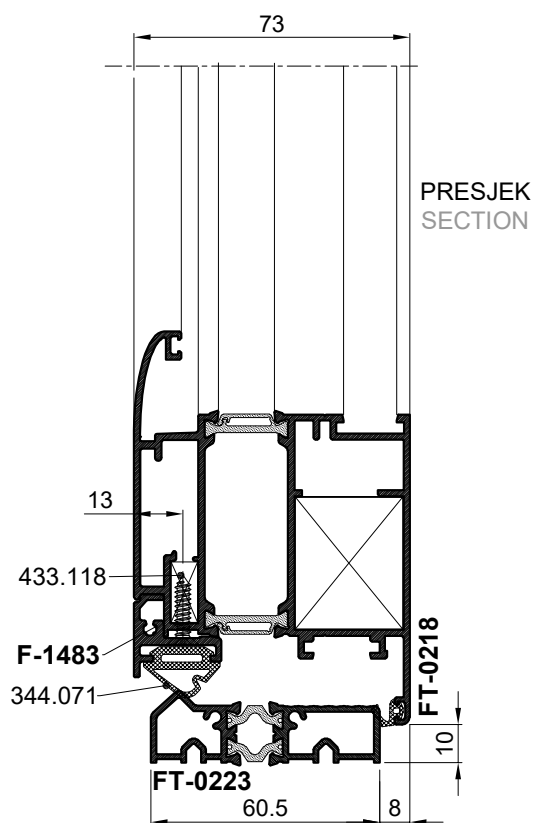
UGRADNJA PROFILA F-1483 U KRILU VRATA FT-0275 SA UMETKOM 363.065-otvaranje unutra
MOUNTING PROFILE F-1483 IN SASF DOOR FT-0275 WITF INSERT 363.065-opening inside



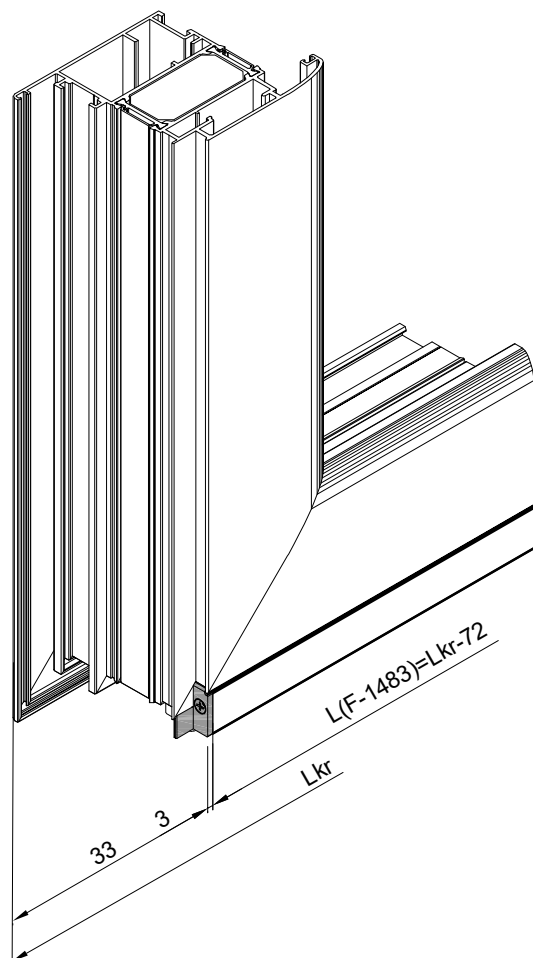
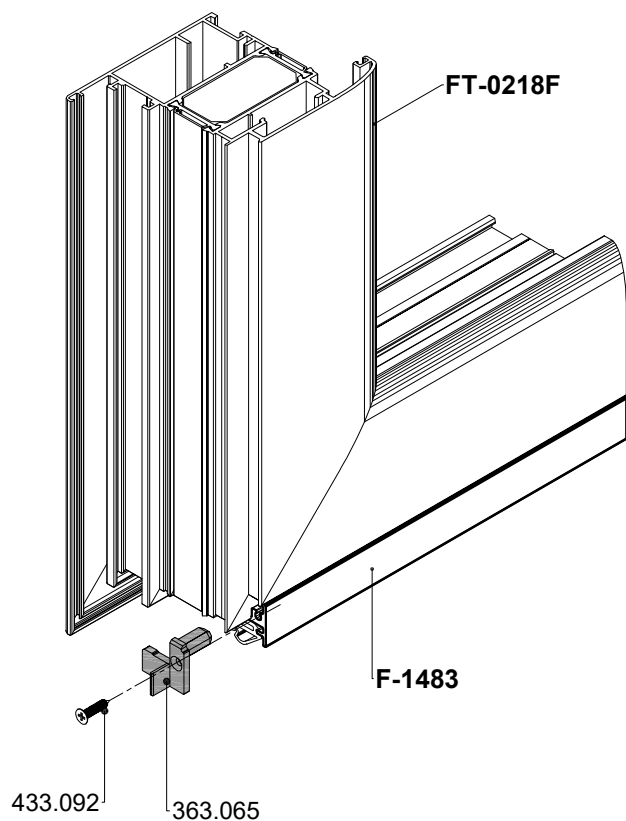
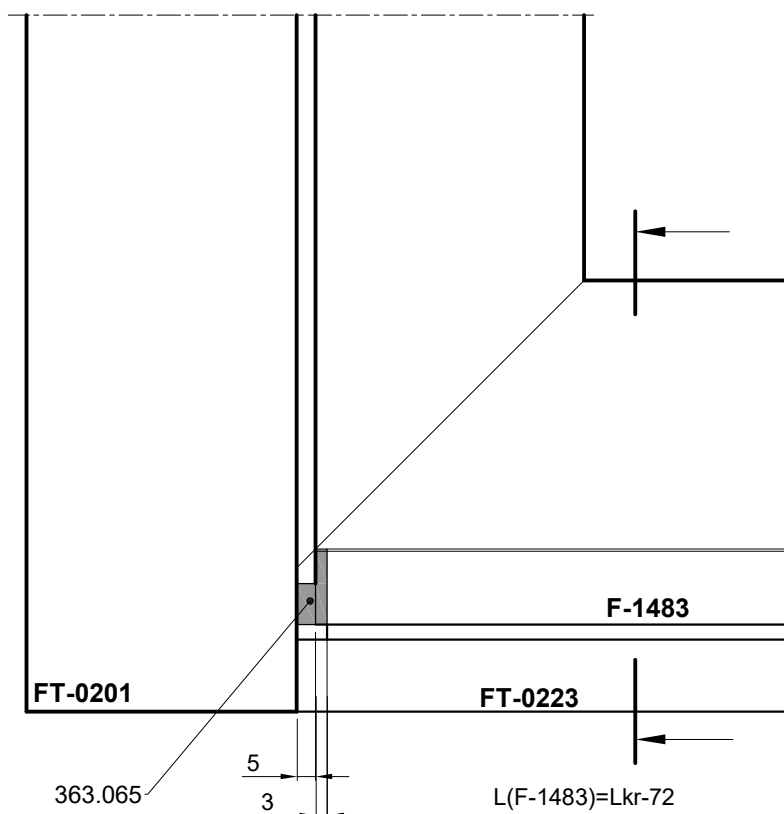
- Profil F-1483 se pila ravno
Mjera pilanja $L(F-1483) = Lkr-72$
- The profile F-1483 is cut straight
Cutting measure $L(F-1483) = Lkr-72$



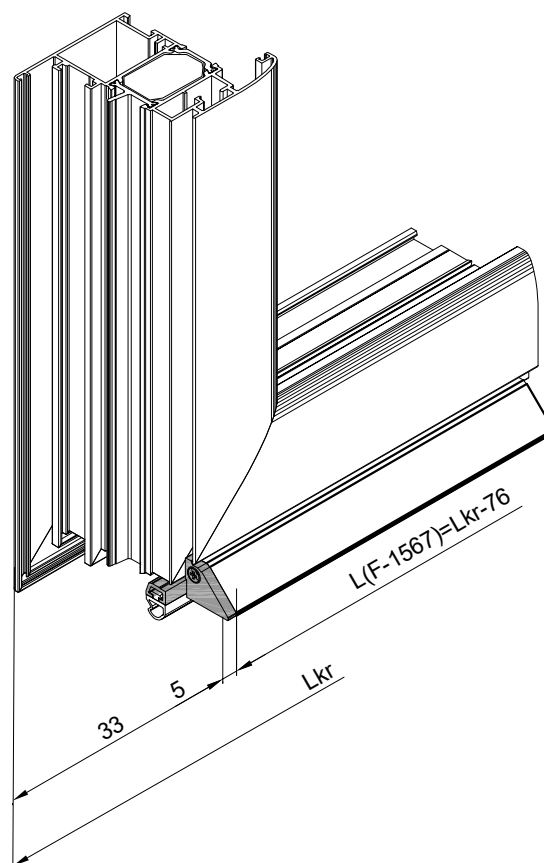
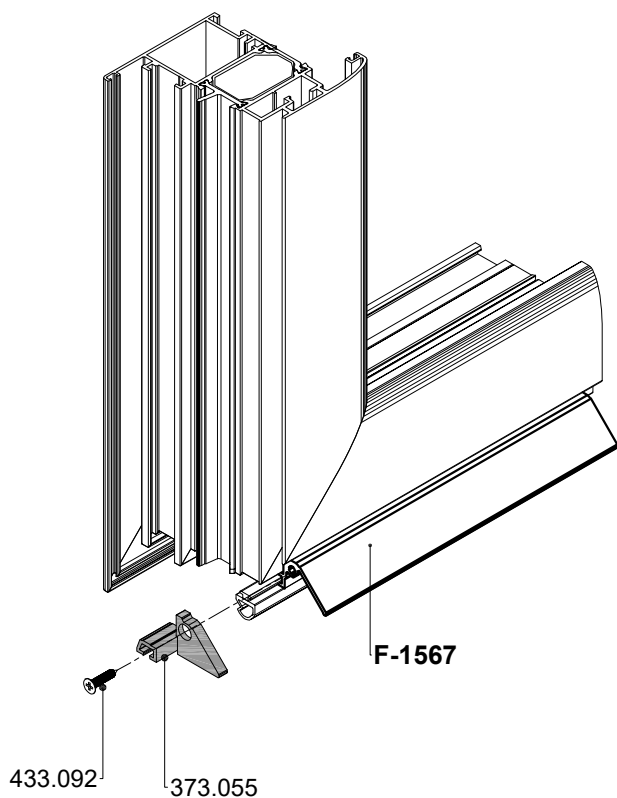
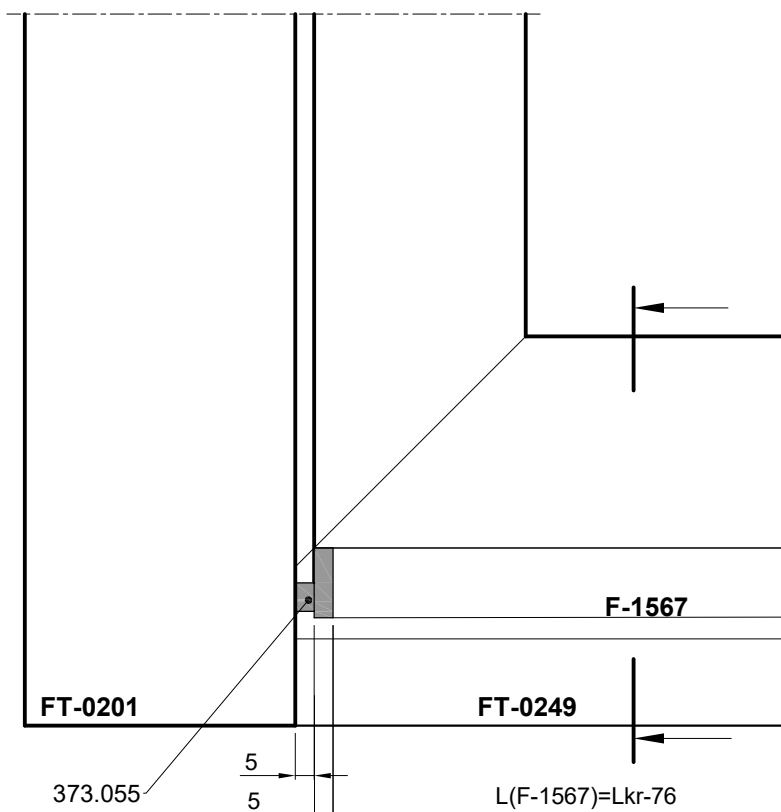
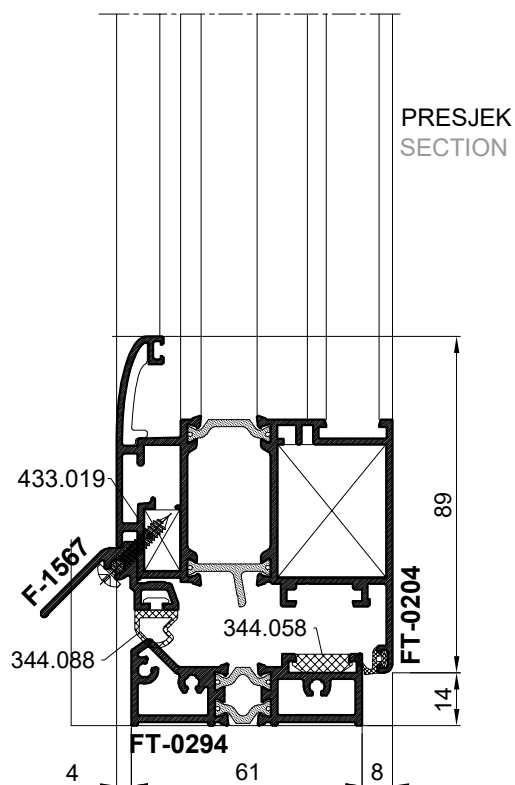
UGRADNJA PROFILA F-1483 U KRILO VRATA FT-0218 SA UMETKOM 363.065-otvaranje unutra
MOUNTING PROFILE F-1483 IN SASF DOOR FT-0218 WITH INSERT 363.065-opening inside



- Profil F-1483 se pila ravno
Mjera pilanja $L(F-1483) = Lkr-72$
- The profile F-1483 is cut straight
Cutting measure $L(F-1483) = Lkr-72$

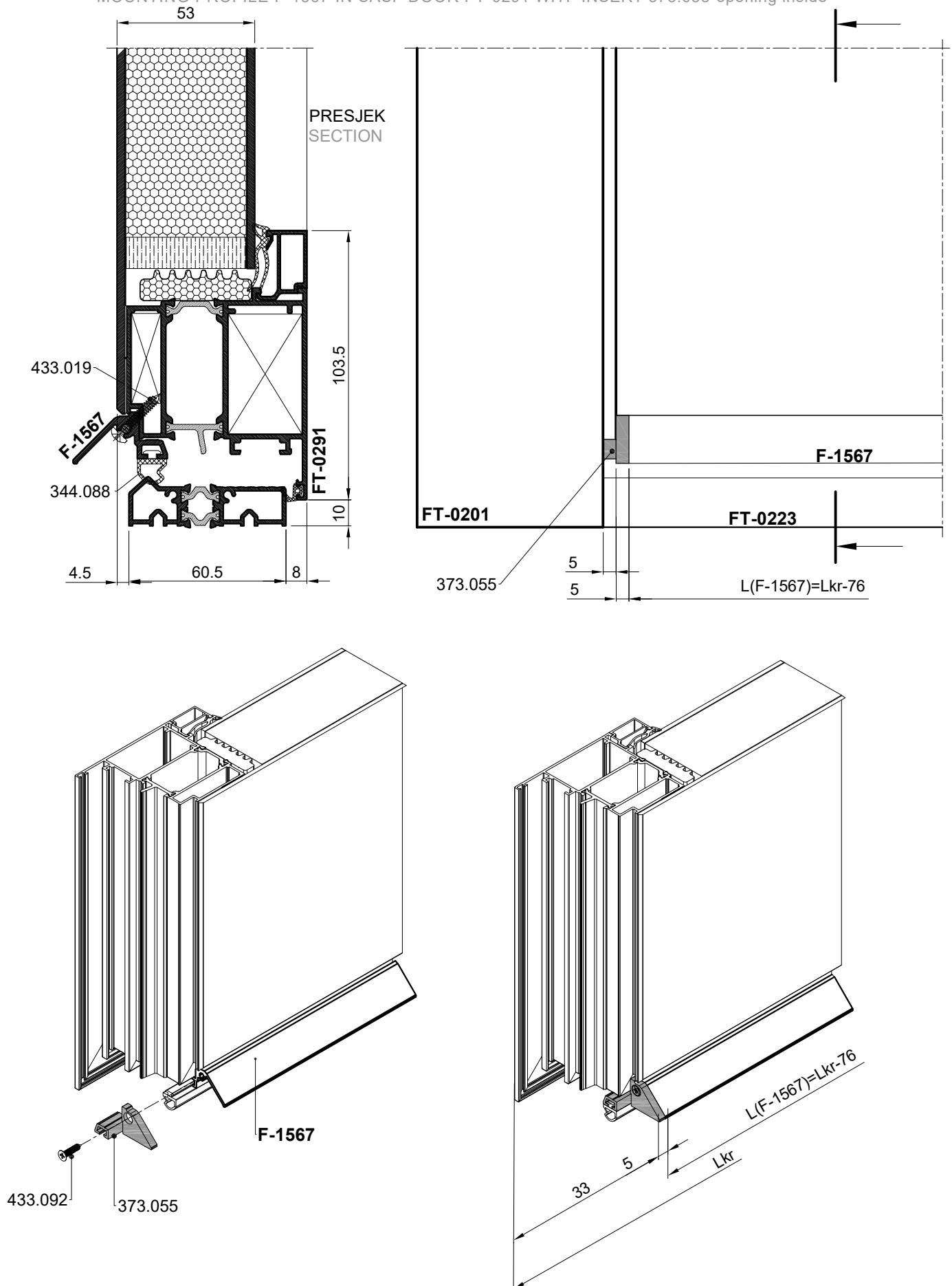


UGRADNJA PROFILA F-1567 U KRILO VRATA FT-0204 SA UMETKOM 373.055-otvaranje unutra
MOUNTING PROFILE F-1567 IN SASF DOOR FT-0204 WITF INSERT 373.055-opening inside

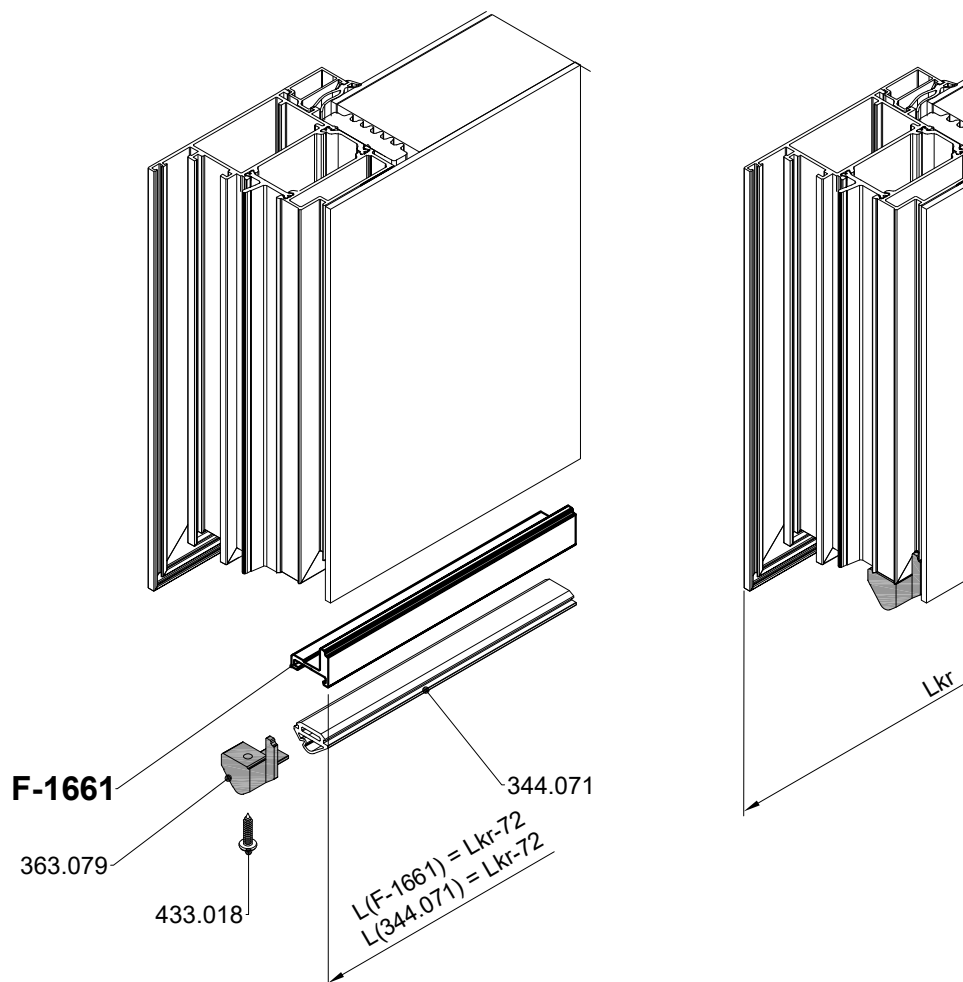
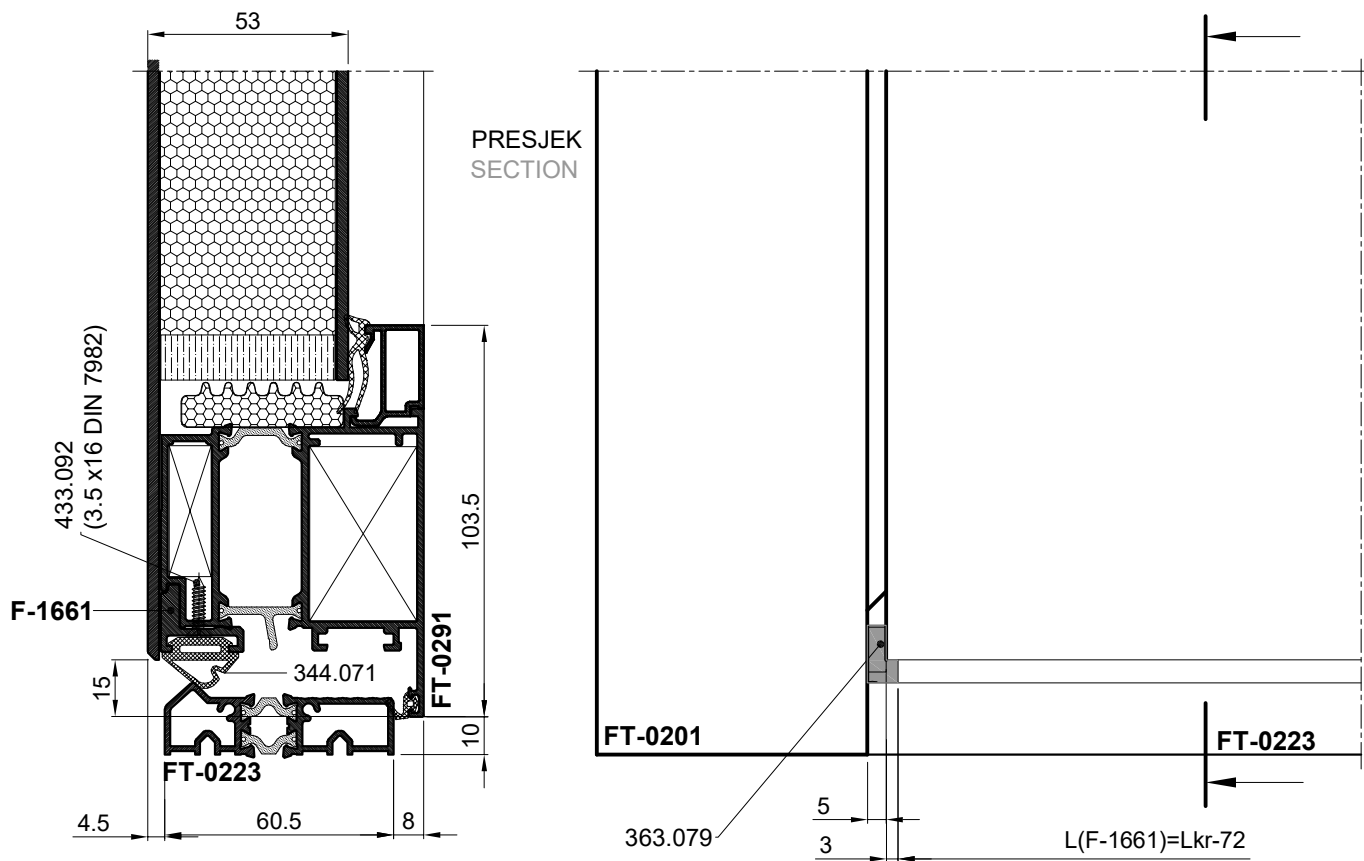


Napomena: Prikaz ugradnje primjenjiv je i na profile krila FT-0230, FT-0244 i FT-0246.

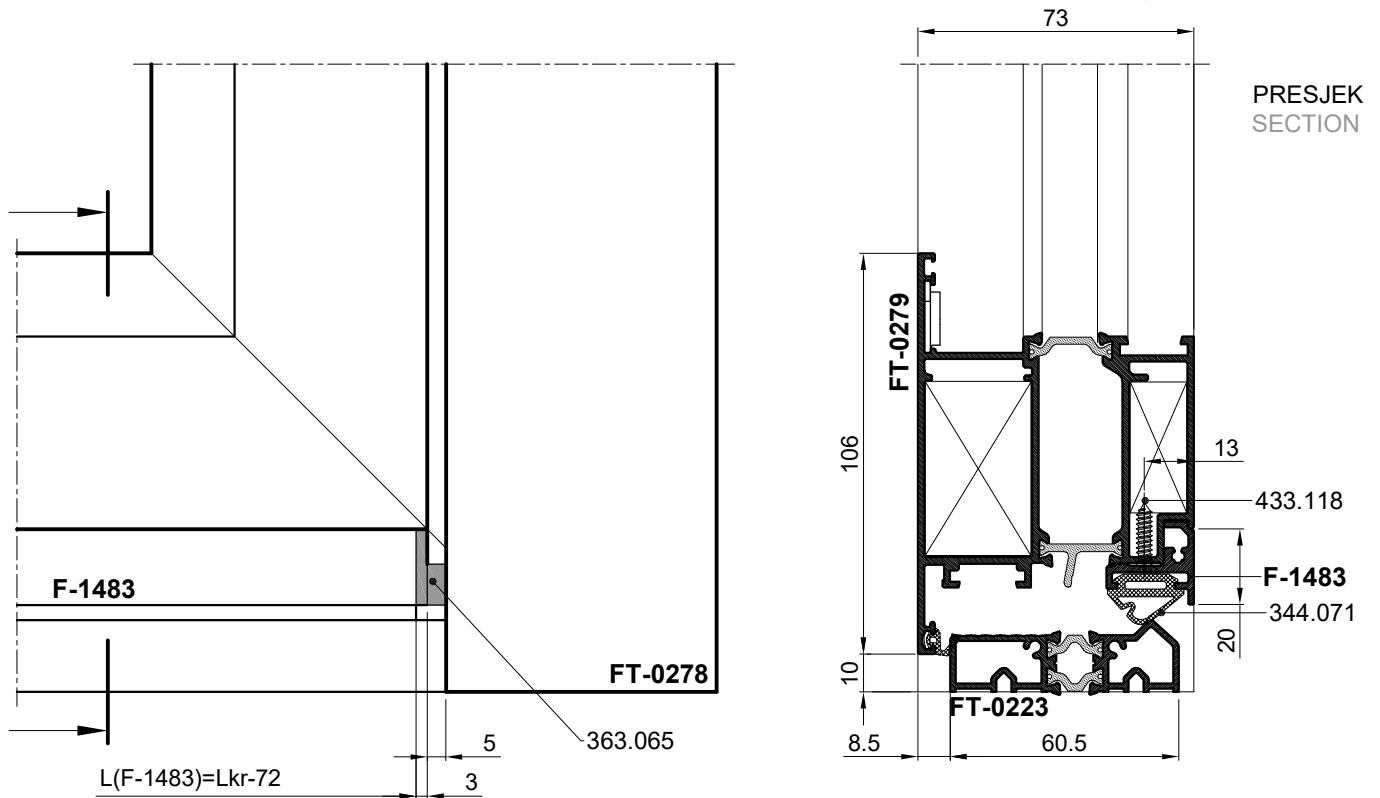
UGRADNJA PROFILA F-1567 U KRILO VRATA FT-0291 SA UMETKOM 373.055-otvaranje unutra
MOUNTING PROFILE F-1567 IN SASF DOOR FT-0291 WITH INSERT 373.055-opening inside



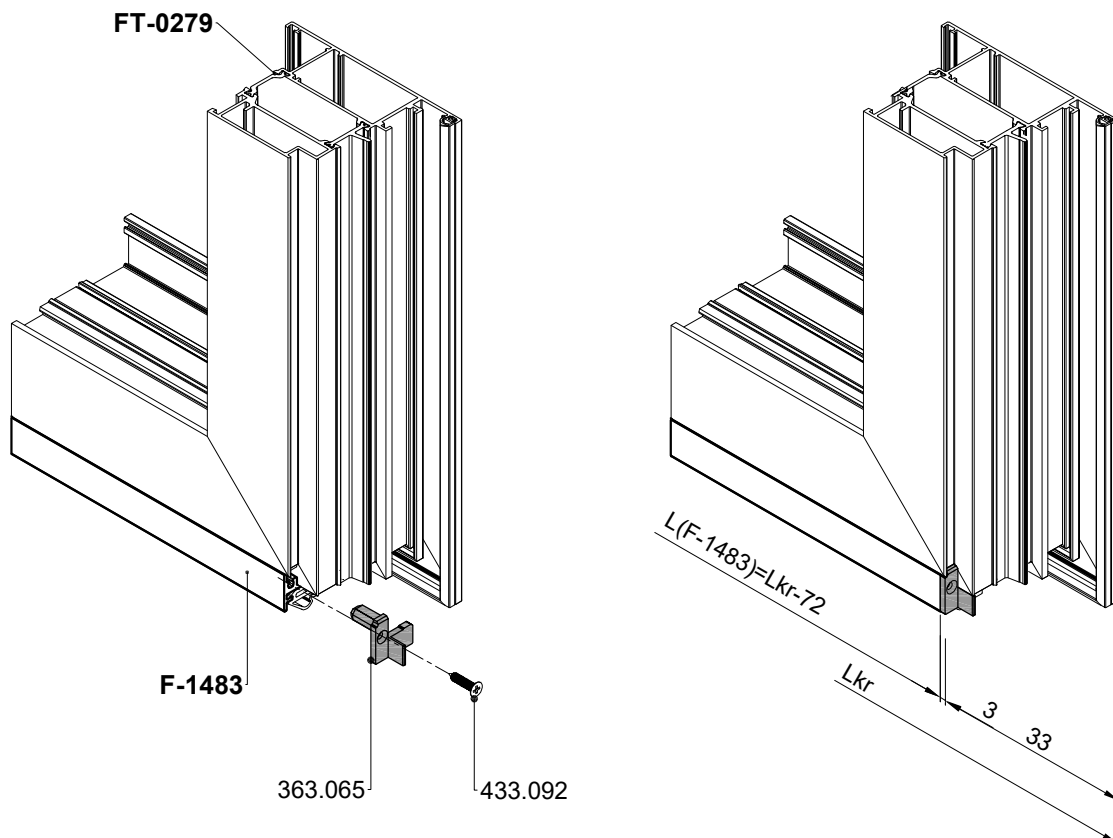
UGRADNJA PROFILA F-1661 U KRILO VRATA FT-0291 SA UMETKOM 363.079-otvaranje unutra
MOUNTING PROFILE F-1661 IN SASH DOOR FT-0291 WITHF INSERT 363.079-opening inside



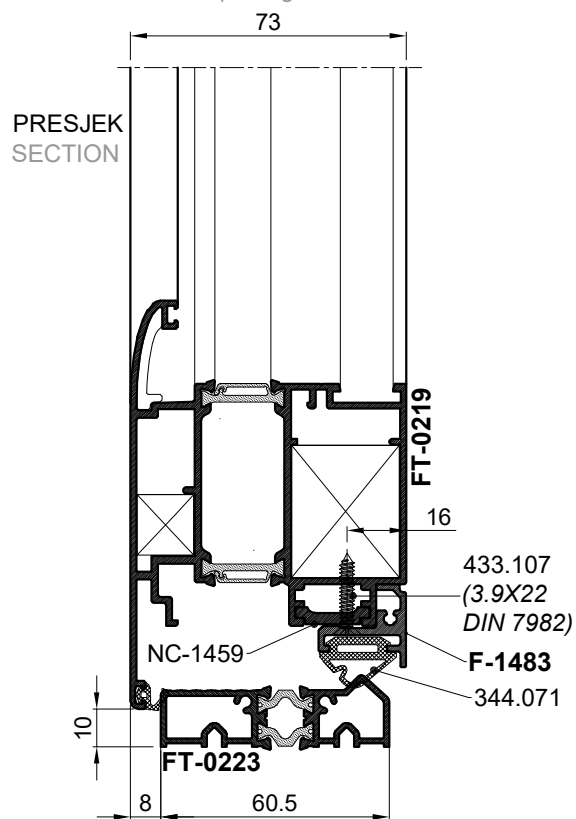
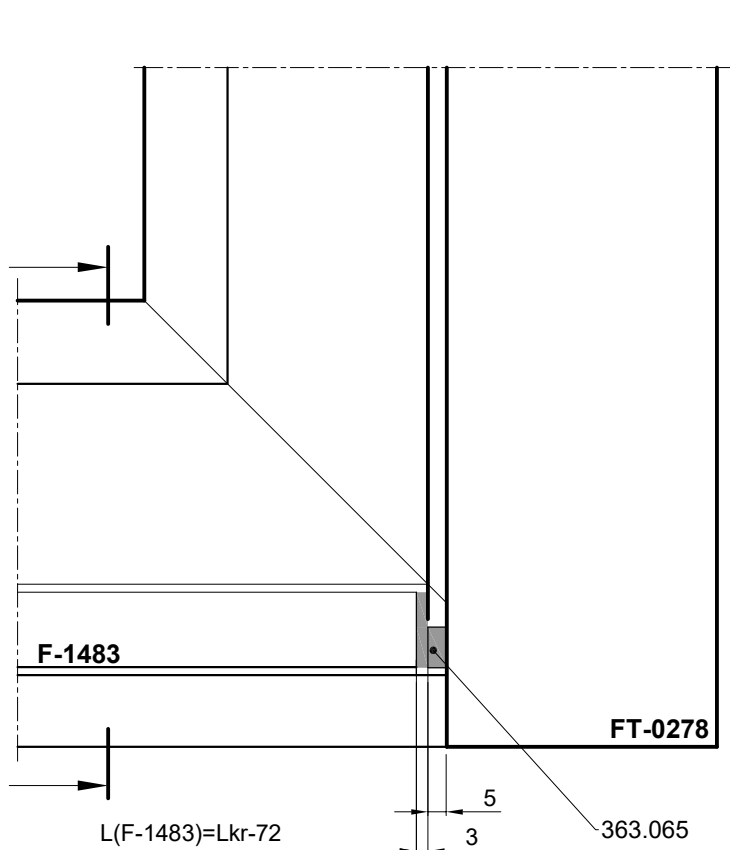
UGRADNJA PROFILA F-1483 U KRILO VRATA FT-0279 SA UMETKOM 363.065-otvaranje vani
MOUNTING PROFILE F-1483 IN SASF DOOR FT-0218 WITF INSERT 363.065-opening outside



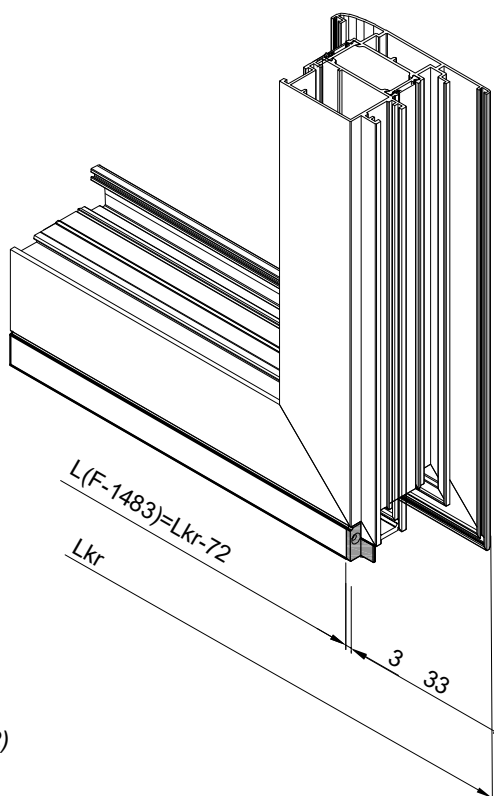
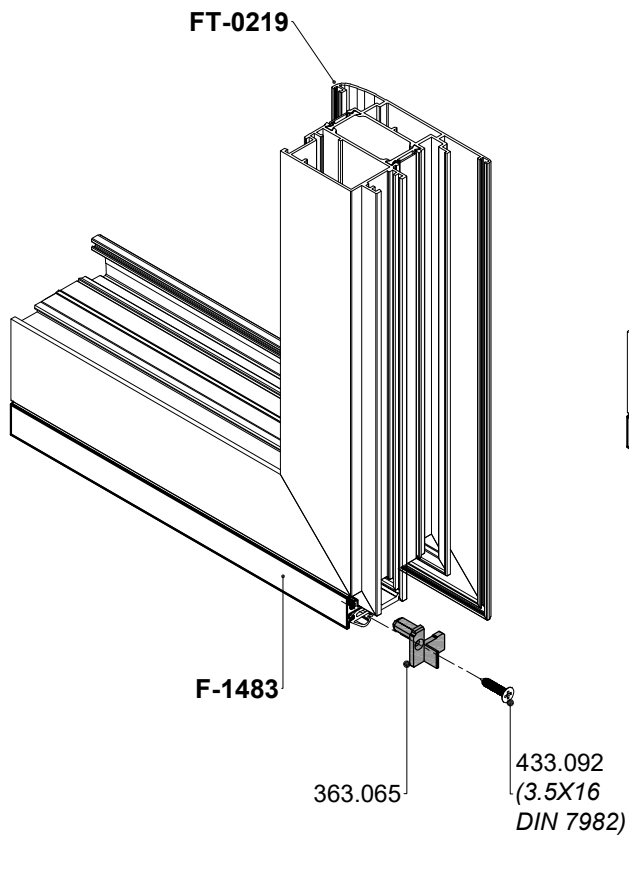
- Profil F-1483 se pila ravno
Mjera pilanja L(F-1483) = Lkr-72
- The profile F-1483 is cut straight
Cutting measure L(F-1483) = Lkr-72



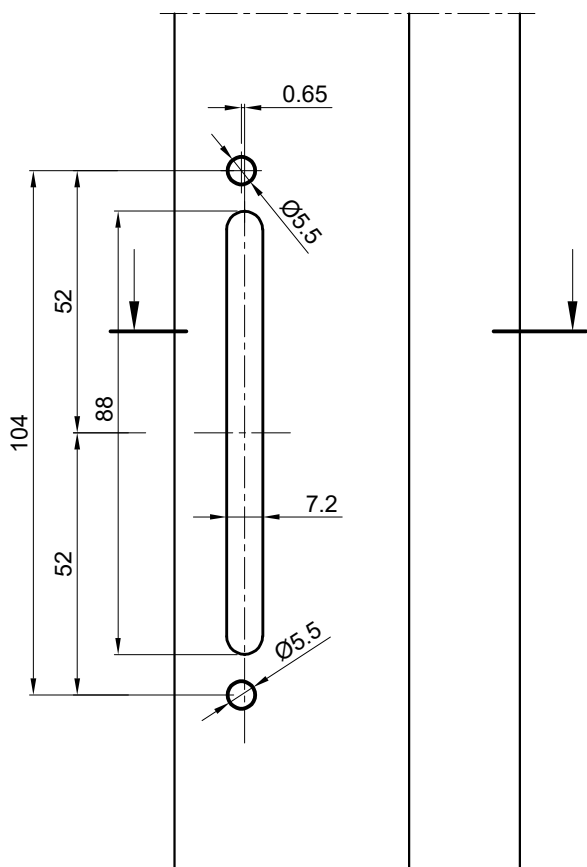
UGRADNJA PROFILA F-1483 U KRILO VRATA FT-0218 SA UMETKOM 363.065-otvaranje vani
MOUNTING PROFILE F-1483 IN SASF DOOR FT-0218 WITH INSERT 363.065-opening outside



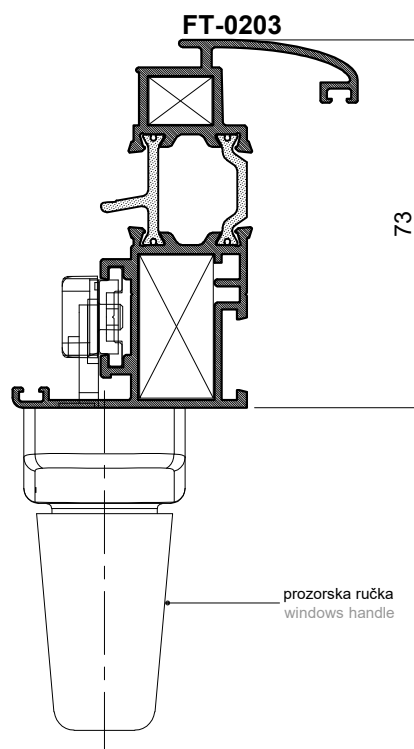
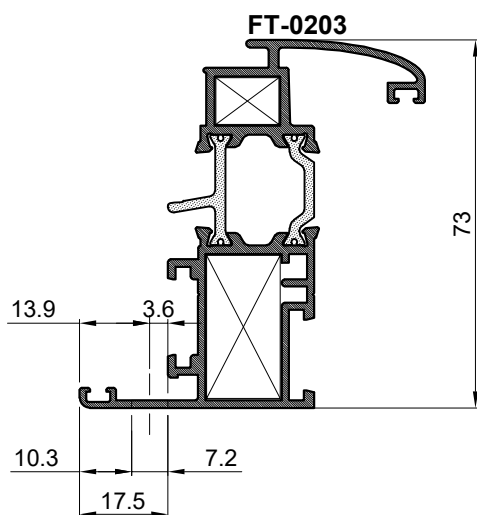
- Profil F-1483 se pila ravno
Mjera pilanja $L(F-1483) = Lkr-72$
- The profile F-1483 is cut straight
Cutting measure $L(F-1483) = Lkr-72$



OBRADA PROZORSKOG PROFILA KRILA ZA UGRADNJU RUČKE PROCESSING OF WINDOW SASH PROFILE FOR HADNLE MONTAGE

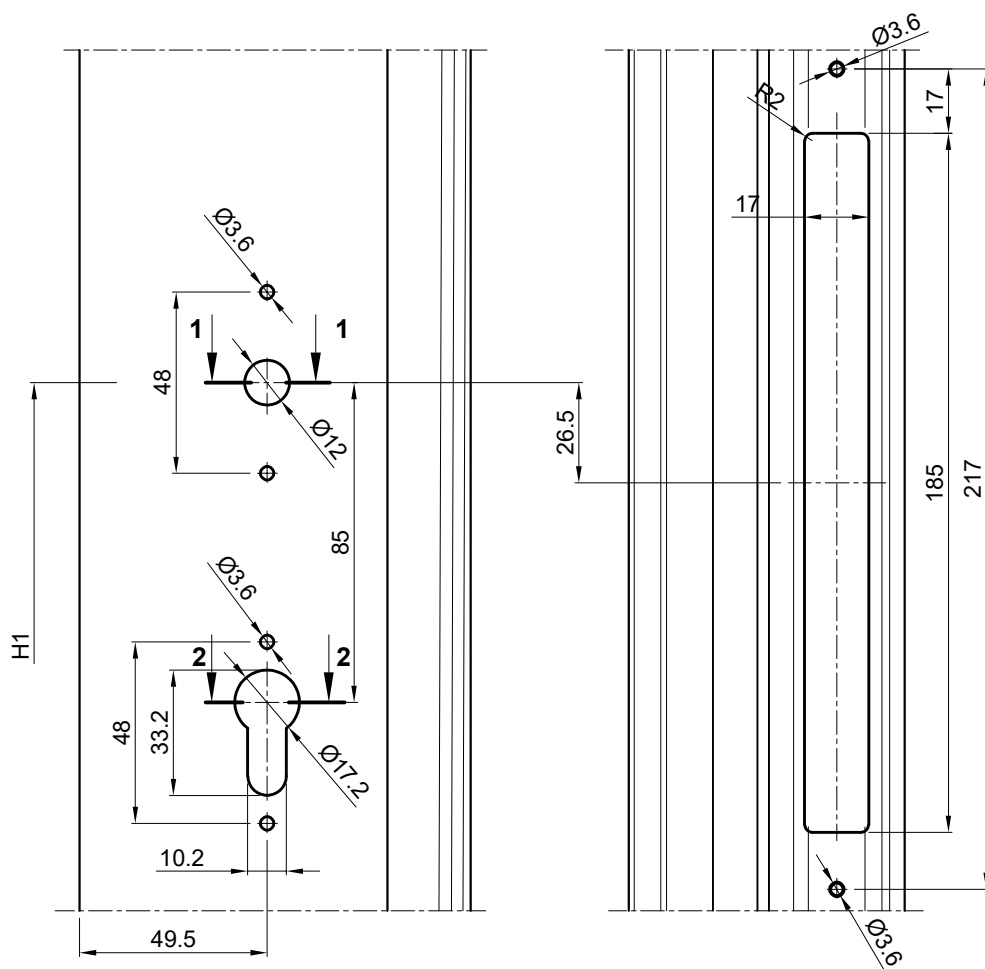


- Za zaokretno i otklopno-zaokretno otvaranje
- Obrada je ista za sve profile krila prozora
- For turn and tilt&turn opening
- Processing is the same for all sash window profiles

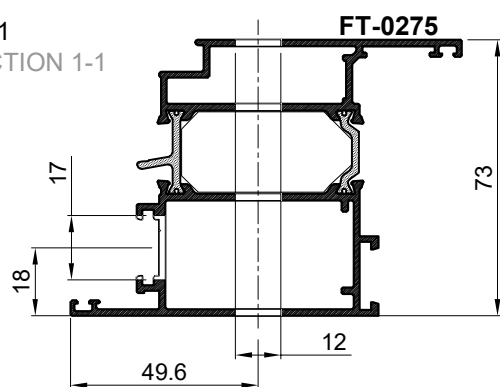


prozorska ručka
windows handle

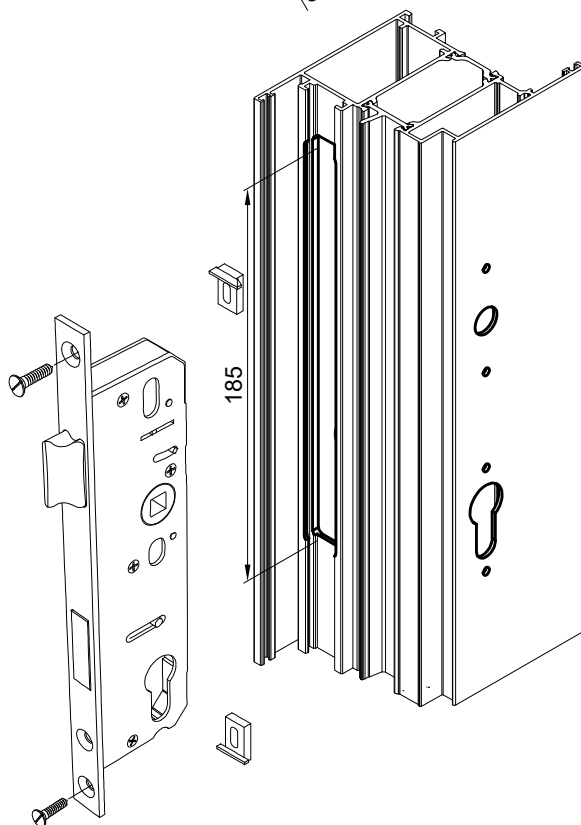
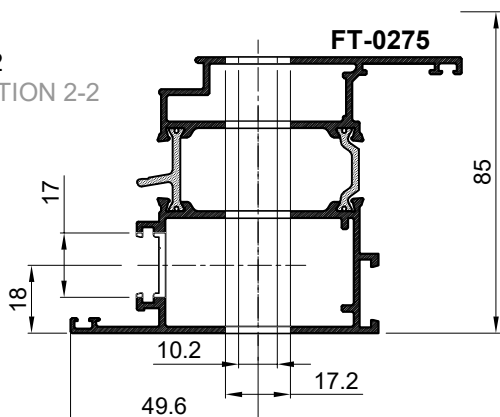
OBRADA PROFILA KRILA VRATA (otvaranje unutra) ZA BRAVU 124.001 I RUČKU PROCESSING OF DOOR SASH PROFILE (inside opening) FOR LOCK 124.001 AND HANDLE



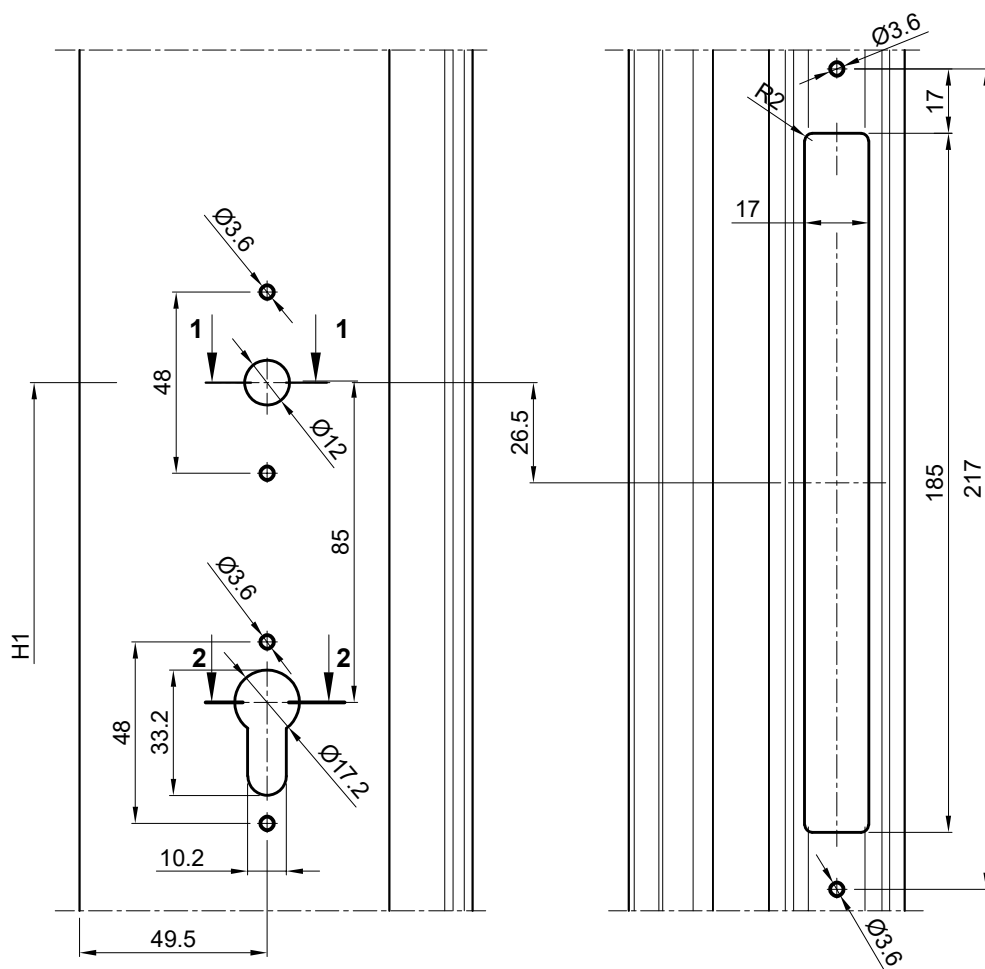
PRESJEK 1-1
CROSS-SECTION 1-1



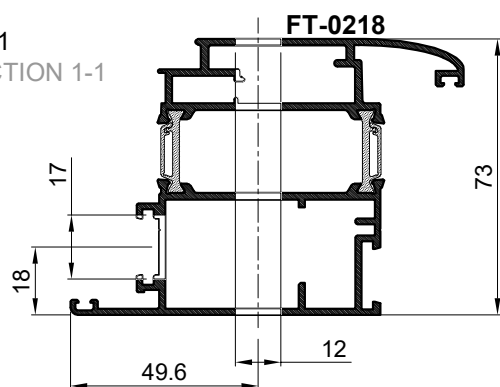
PRESJEK 2-2
CROSS-SECTION 2-2



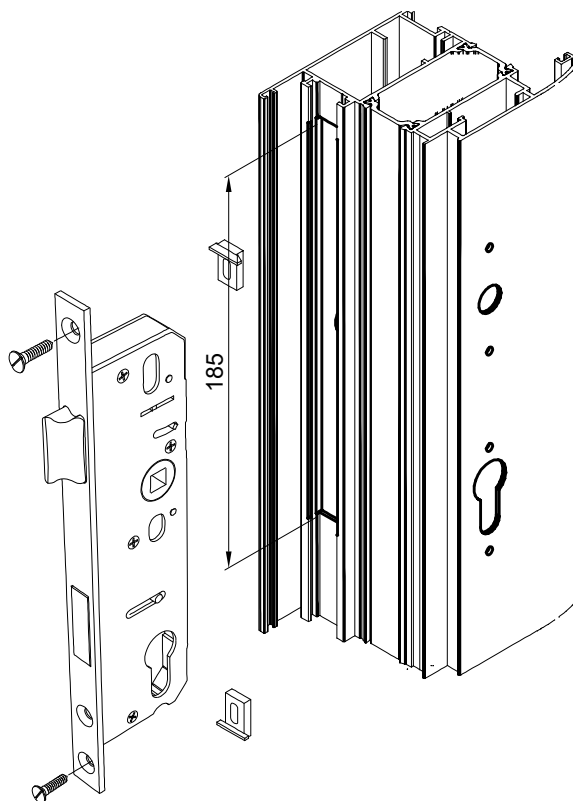
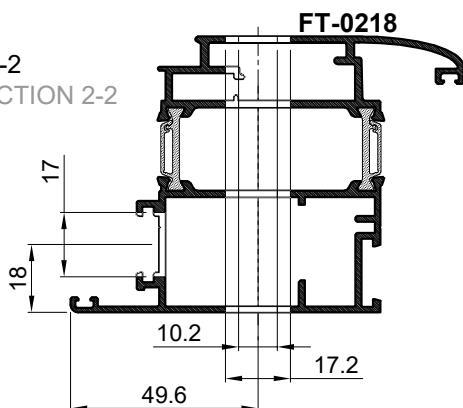
OBRADA PROFILA KRILA VRATA (otvaranje unutra) ZA BRAVU 124.001 I RUČKU PROCESSING OF DOOR SASH PROFILE (inside opening) FOR LOCK 124.001 AND HANDLE



PRESJEK 1-1
CROSS-SECTION 1-1

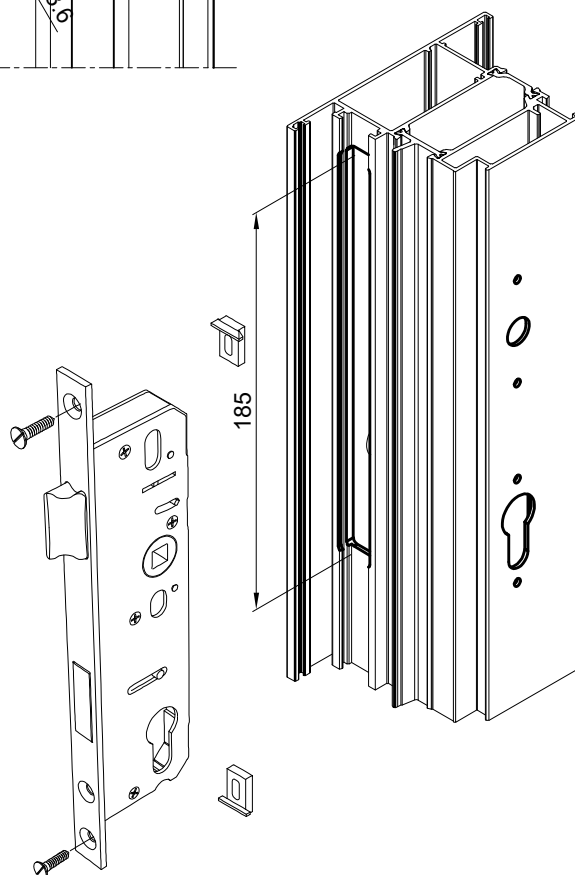
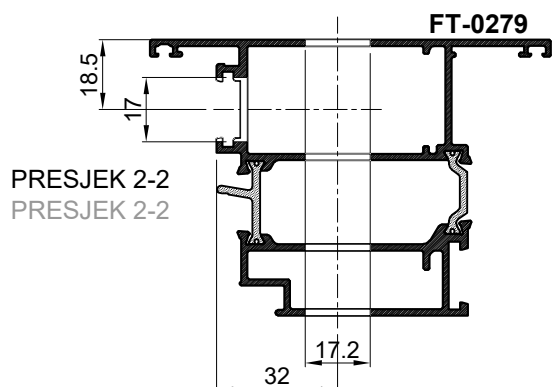
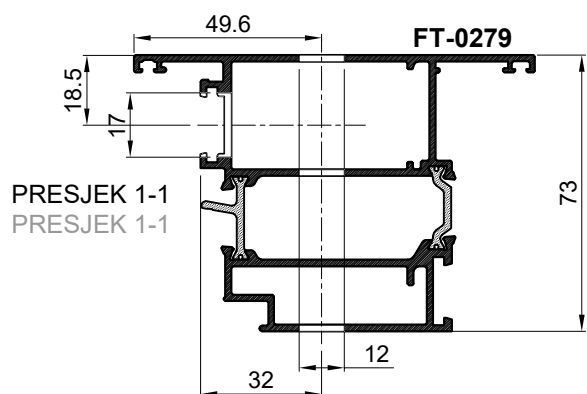
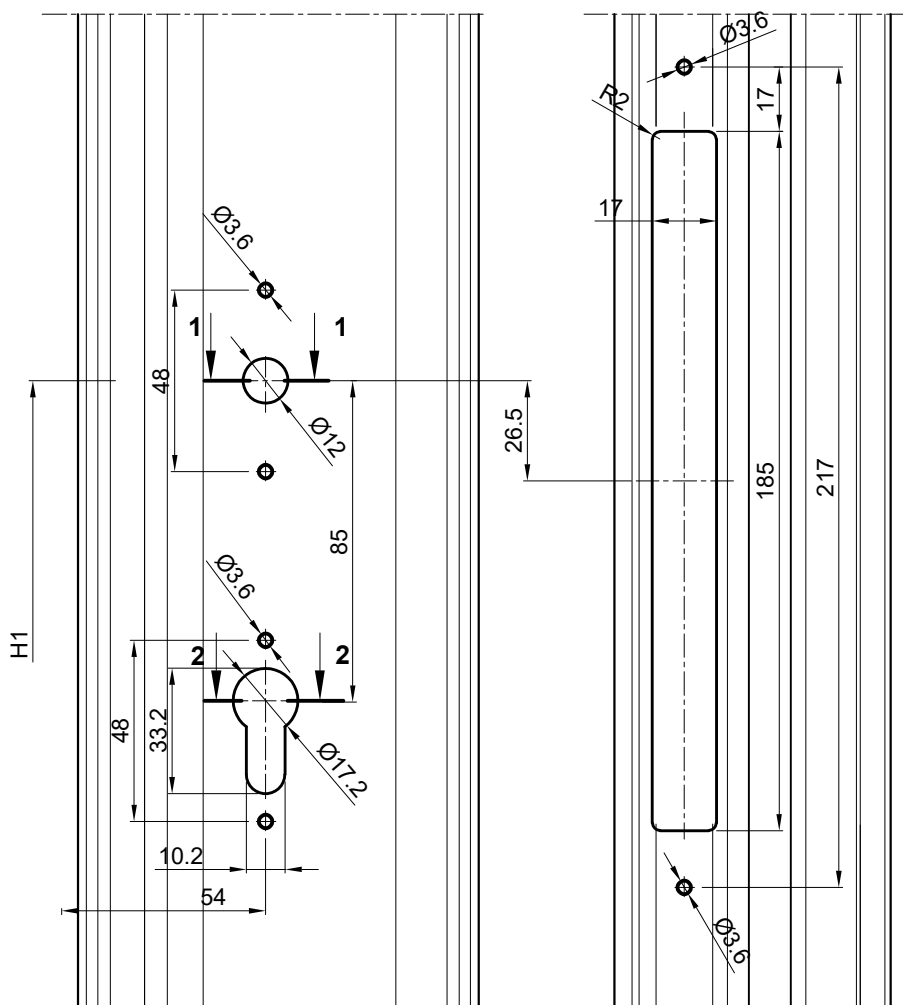


PRESJEK 2-2
CROSS-SECTION 2-2

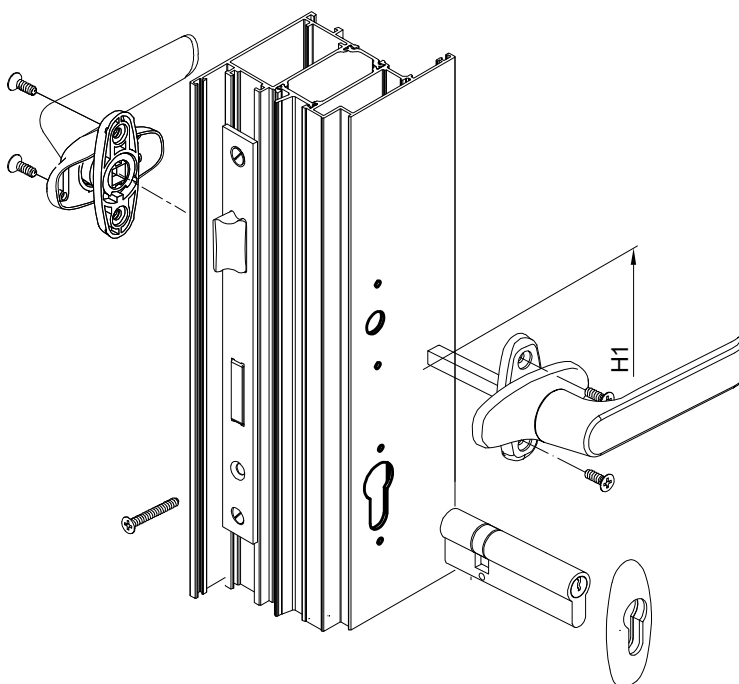
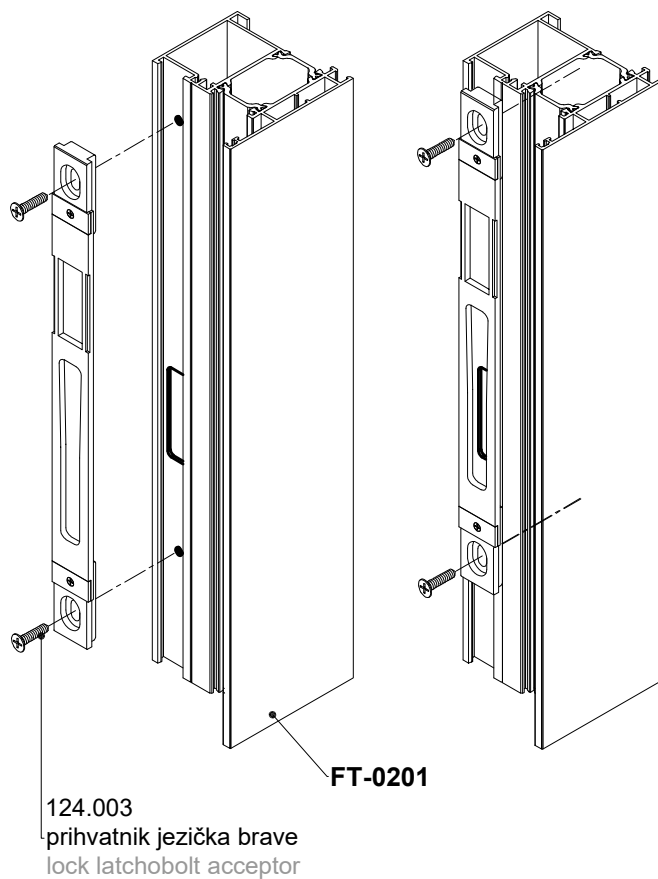
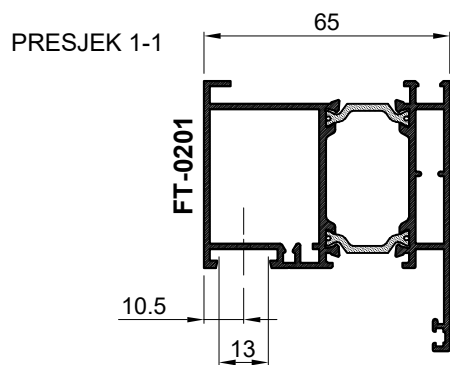
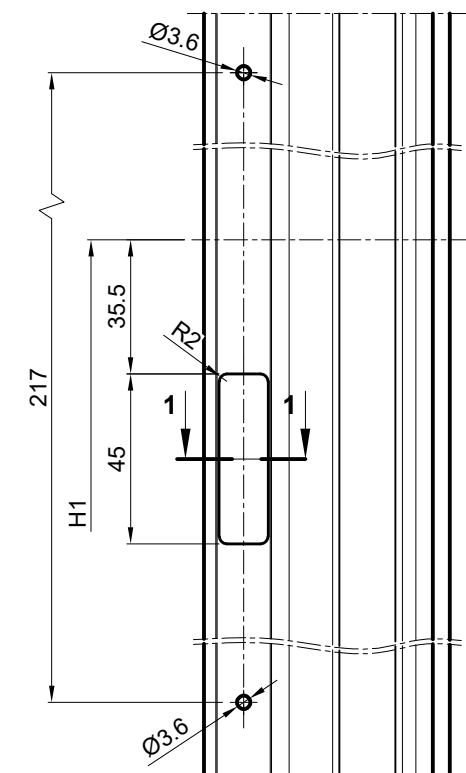


OBRADA PROFILA KRILA VRATA (otvaranje vani) ZA BRAVU 124.001 I RUČKU

PROCESSING OF DOOR SASH PROFILE (inside opening) FOR LOCK 124.001 AND HANDLE

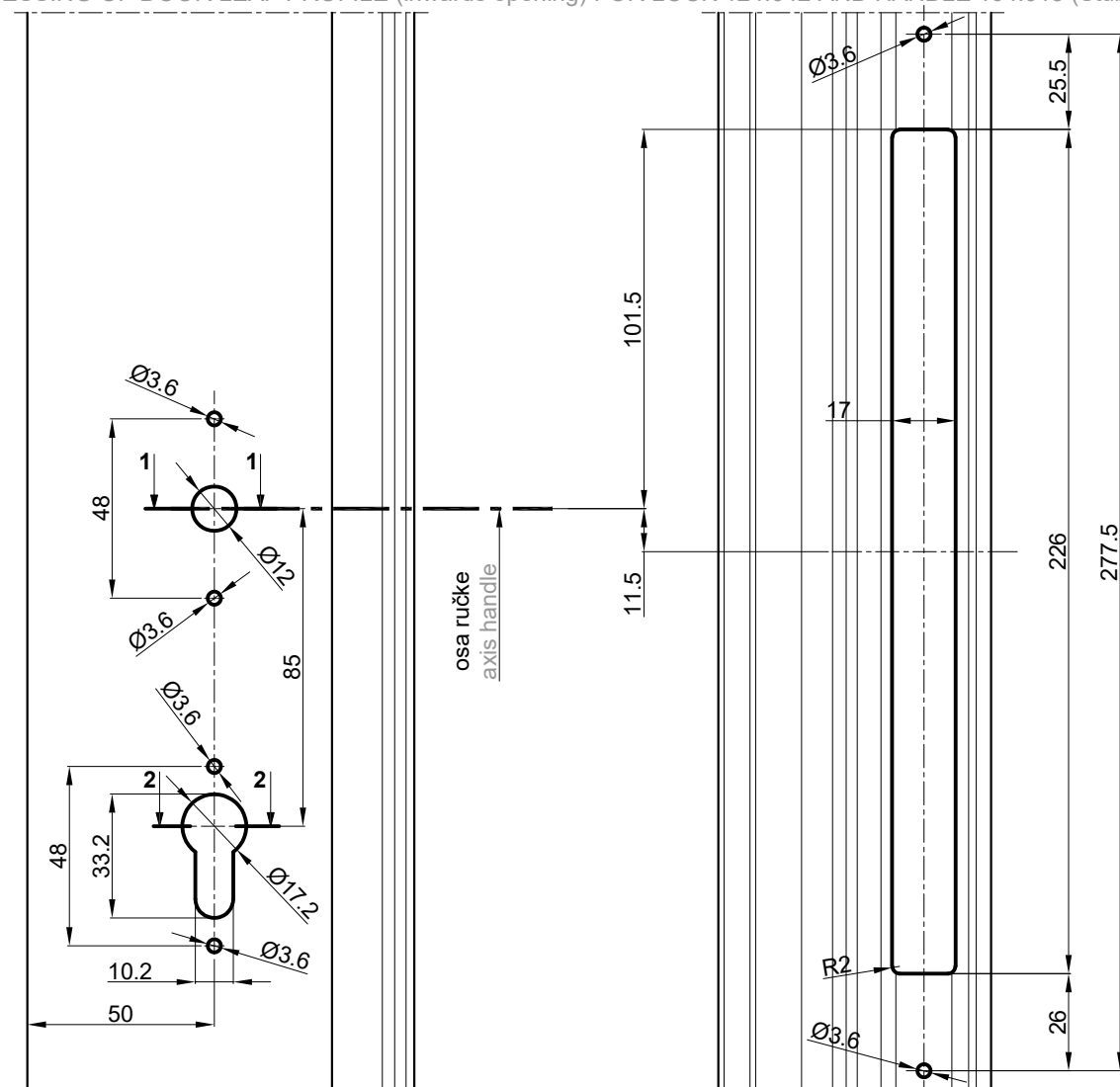


OBRADA PROFILA RAMA VRATA (otvaranje unutra) ZA PRIHVATNIK JEZIČKA BRAVE 124.003 (Stublina)
PROCESSING OF DOOR FRAME PROFILE (inside opening) FOR LOCK LATCHBOLT ACCEPTOR 124.003 (St.)

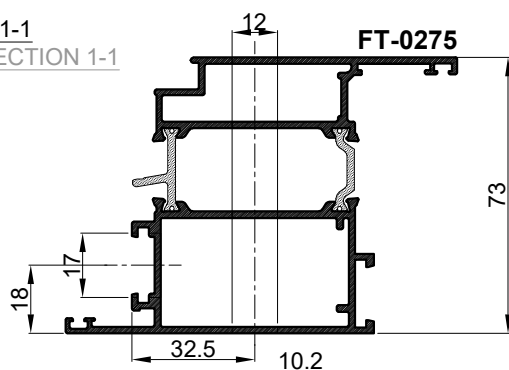


OBRADA PROFILA KRILA VRATA (otvaranje unutra) ZA BRAVU 124.042 I RUČKU 104.015 (Stublina)

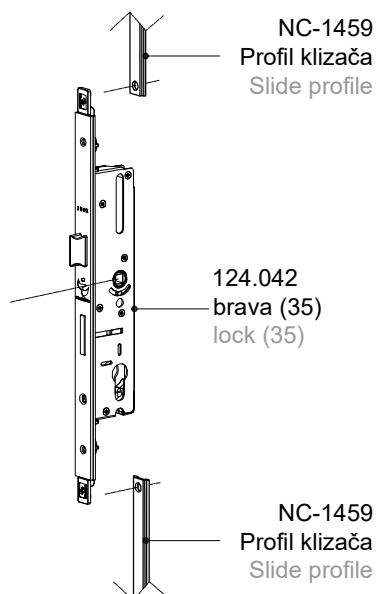
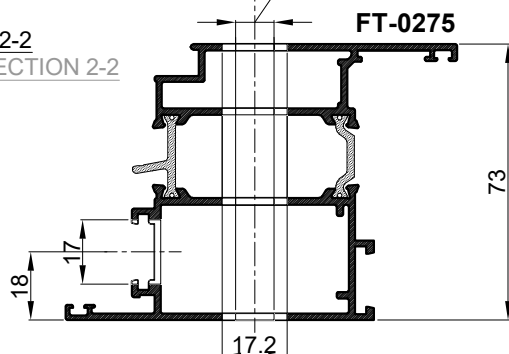
PROCESSING OF DOOR LEAF PROFILE (inwards opening) FOR LOCK 124.042 AND HANDLE 104.015 (Stublina)



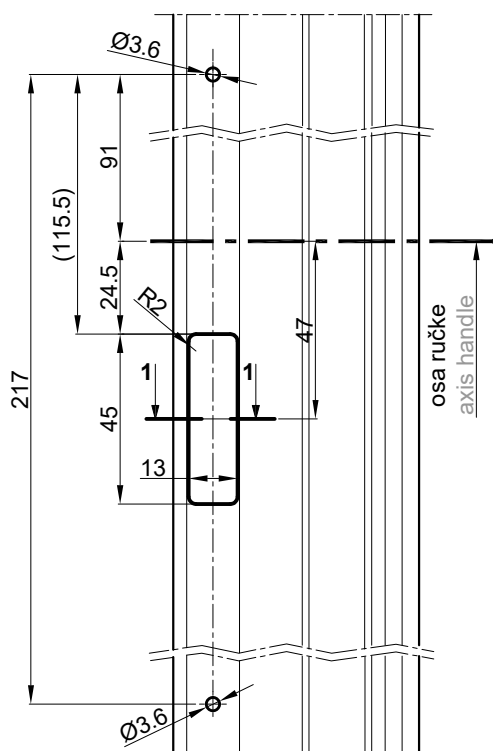
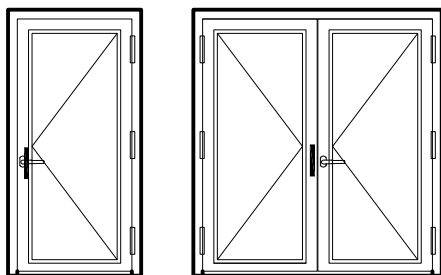
PRESJEK 1-1
CROSS SECTION 1-1



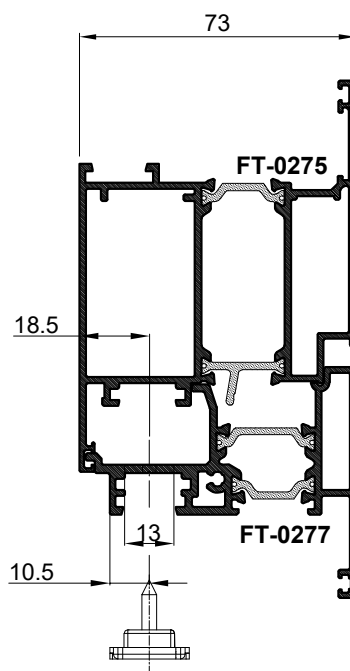
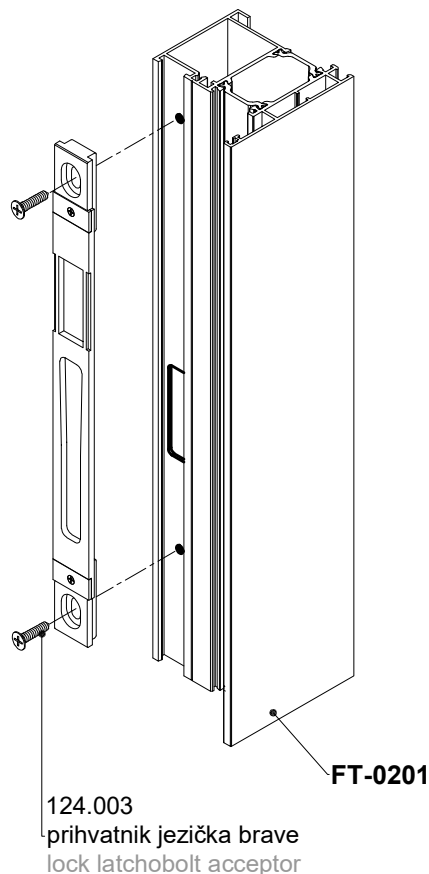
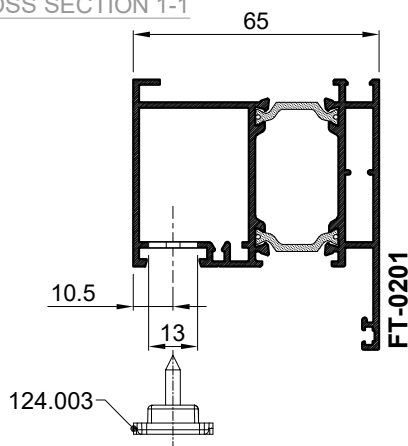
PRESJEK 2-2
CROSS SECTION 2-2



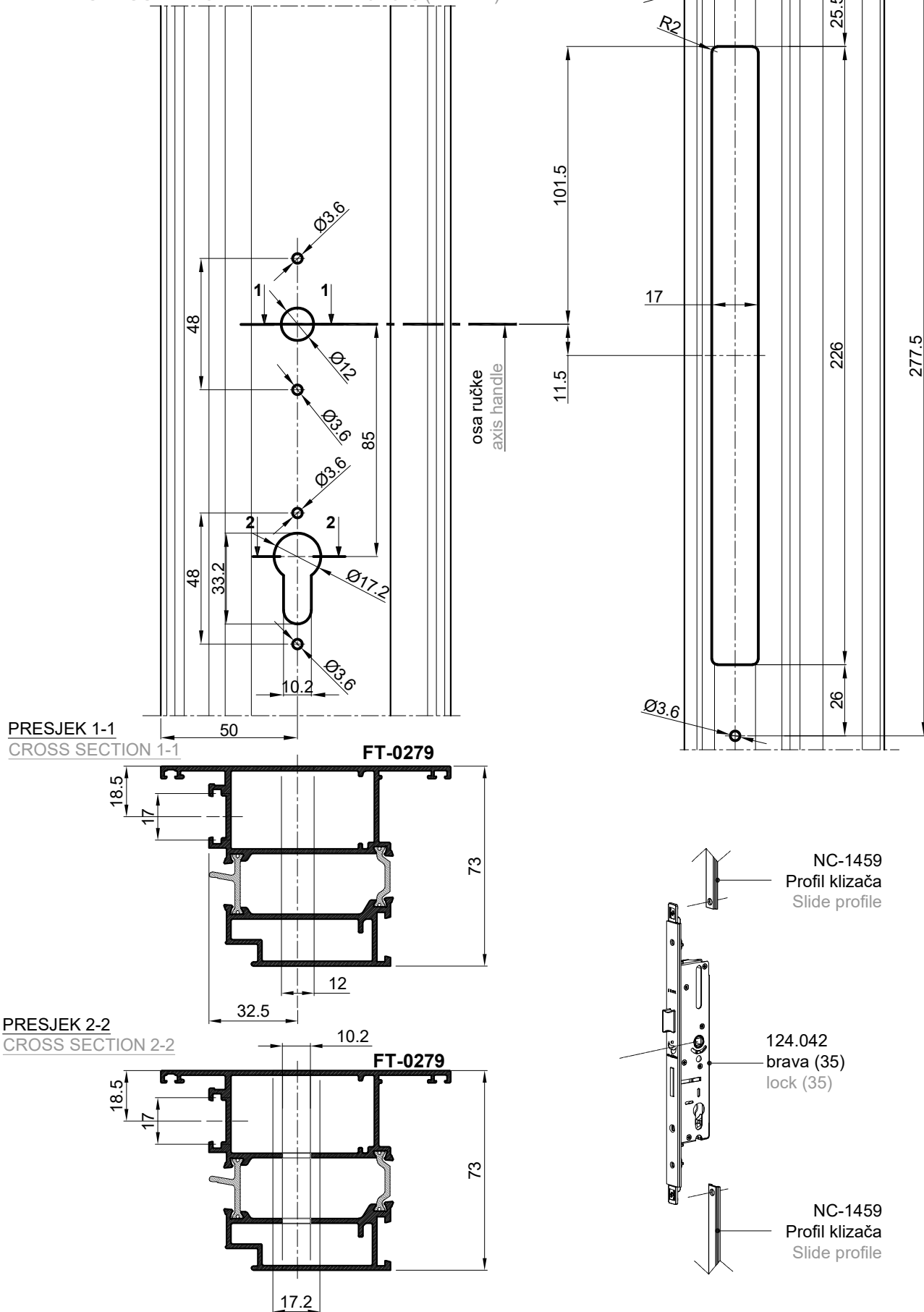
OBRADA PROFILA RAMA VRATA I PROFILA KOMBATUTE (otvaranje unutra) ZA PRIHVATNIK JEZIČKA BRAVE
124.003 (Stublina) - ZA BRAVU 124.042
PROCESSING OF DOOR FRAME AND FLAYING MULLION PROFILE (inwards opening) FOR LOCK LATCHBOLT
ACCEPTOR 124.003 (Stublina) - FOR LOCK 124.042



PRESJEK 1-1
CROSS SECTION 1-1

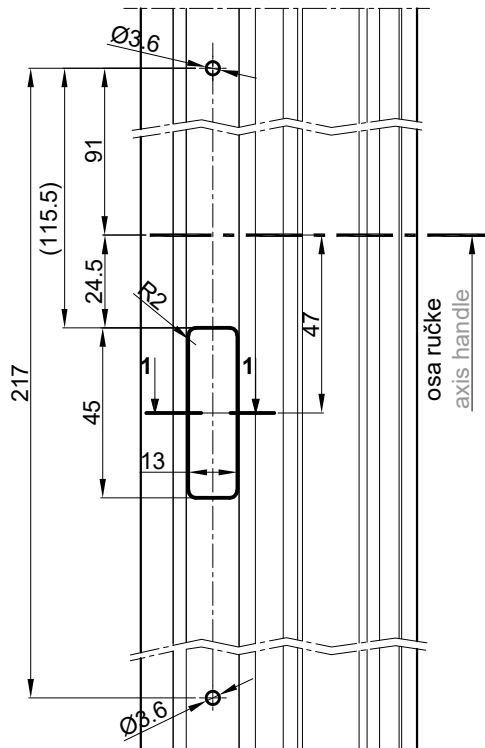



OBRADA PROFILA KRILA VRATA (otvaranje vani) ZA BRAVU 124.042 I RUČKU 104.015 (Stublina)
PROCESSING OF DOOR LEAF PROFILE (outwards opening)
FOR LOCK 124.042 AND HANDLE 104.015 (Stublina)

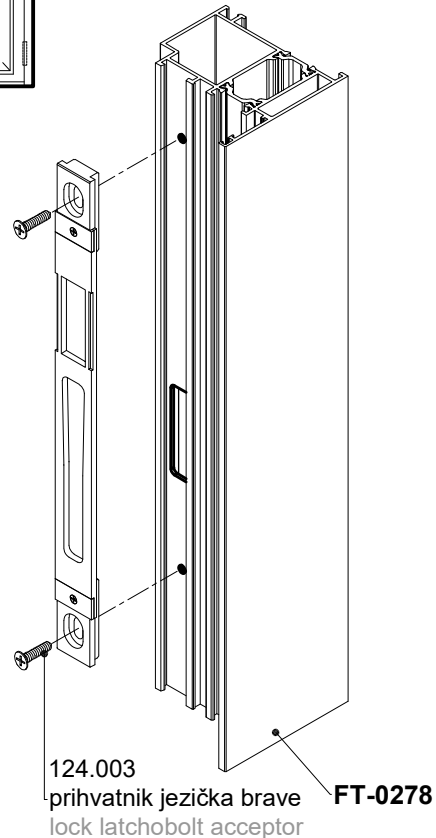
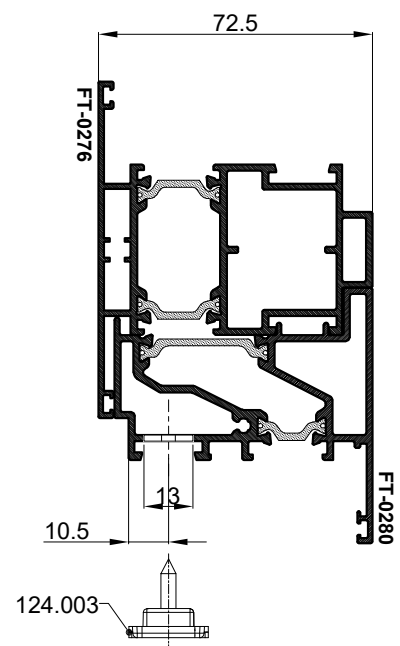
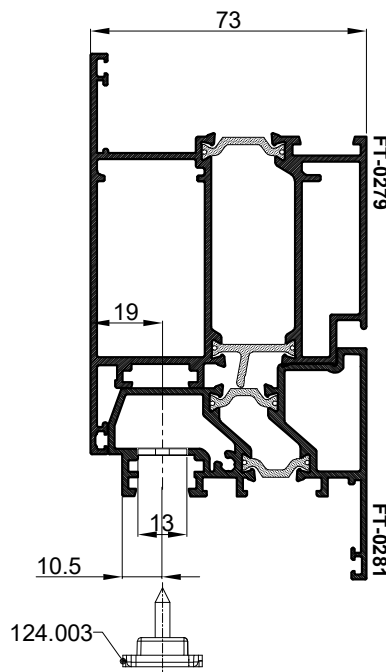
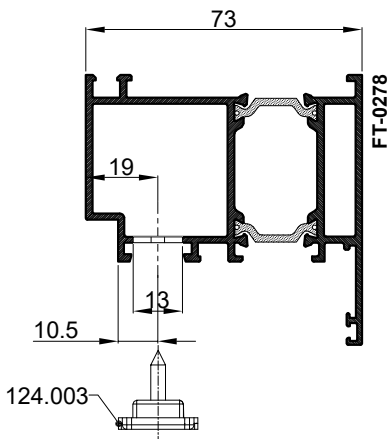


OBRADA PROFILA RAMA VRATA I PROFILA KOMBATUTE (otvaranje vani) ZA PRIHVATNIK JEZIČKA BRAVE
124.003 (Stublina) - ZA BRAVU 124.042

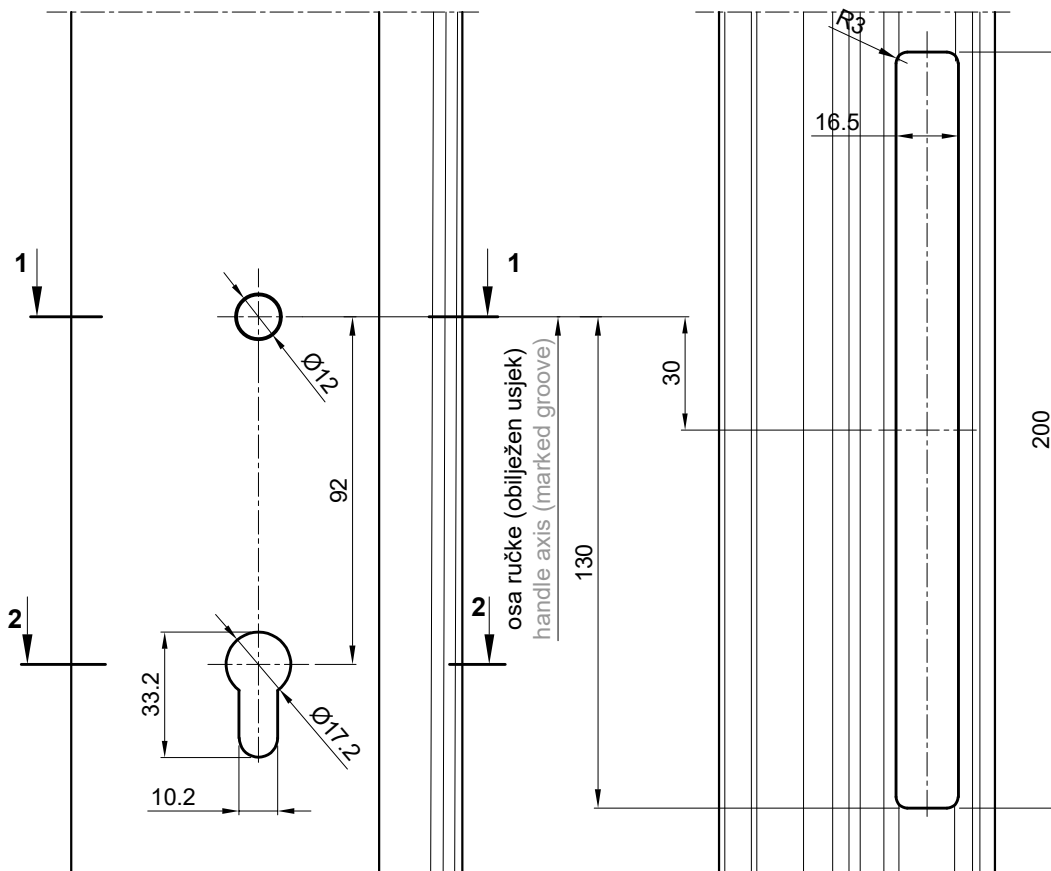
PROCESSING OF DOOR FRAME AND FLAYING MULLION PROFILE (outwards opening) FOR LOCK LATCHBOLT
ACCEPTOR 124.003 (Stublina) - FOR LOCK 124.042



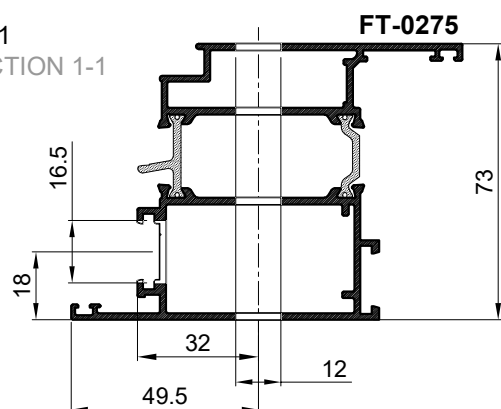
PRESJEK 1-1
CROSS SECTION 1-1



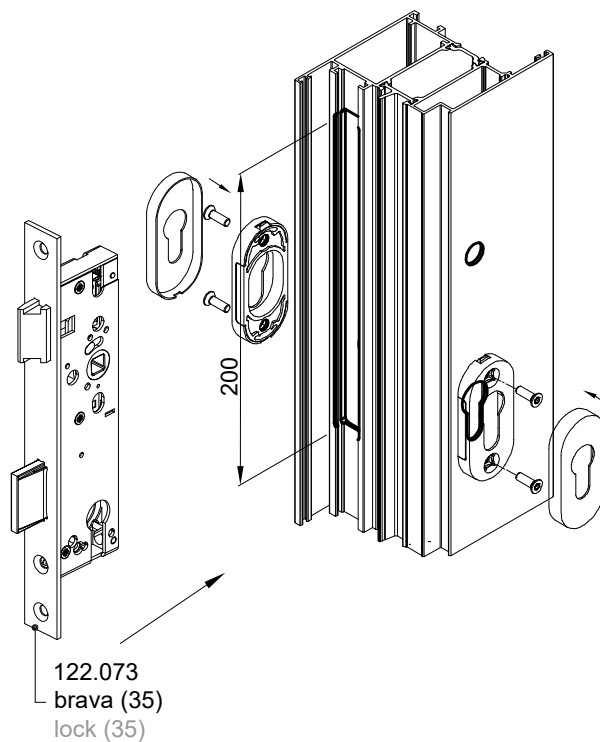
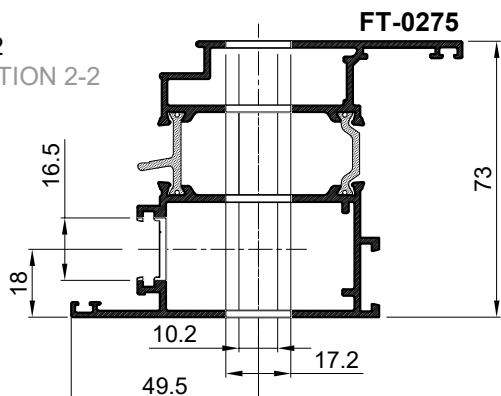
OBRADA PROFILA KRILA VRATA (otvaranje unutra) ZA BRAVU S JEZIČKOM 122.073 (GU-BKS) I RUČKU 102.027 (GU)
PROCESSING OF DOOR LEAF PROFILE (inward opening) FOR LOCK WITH LATCHBOLT 122.073 (GU-BKS) AND HANDLE 102.027 (GU)



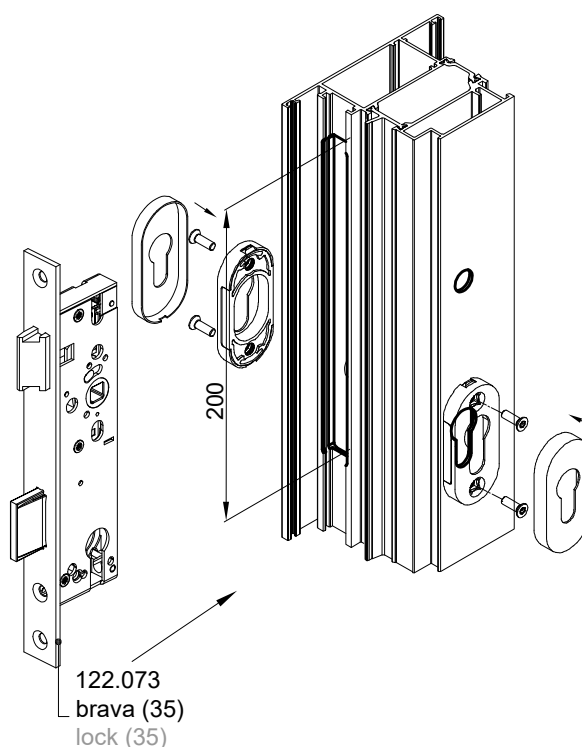
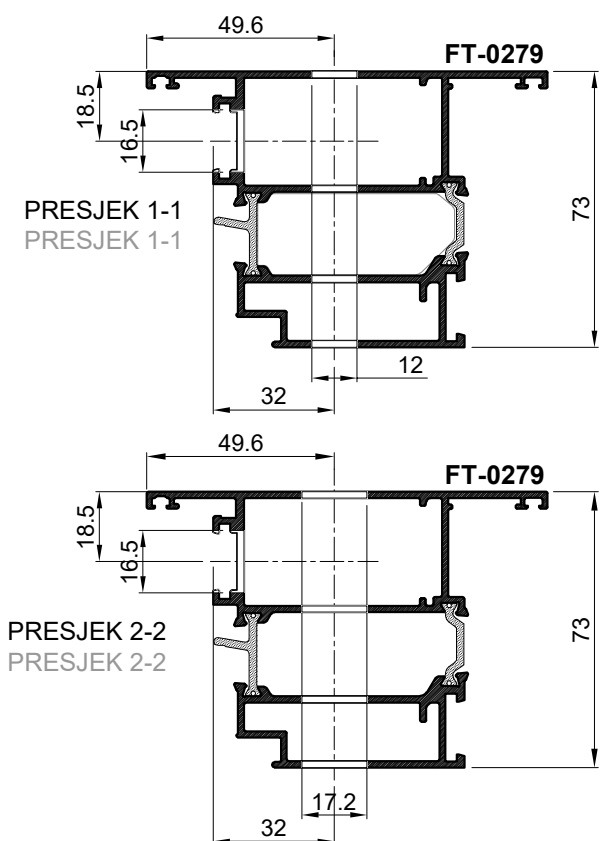
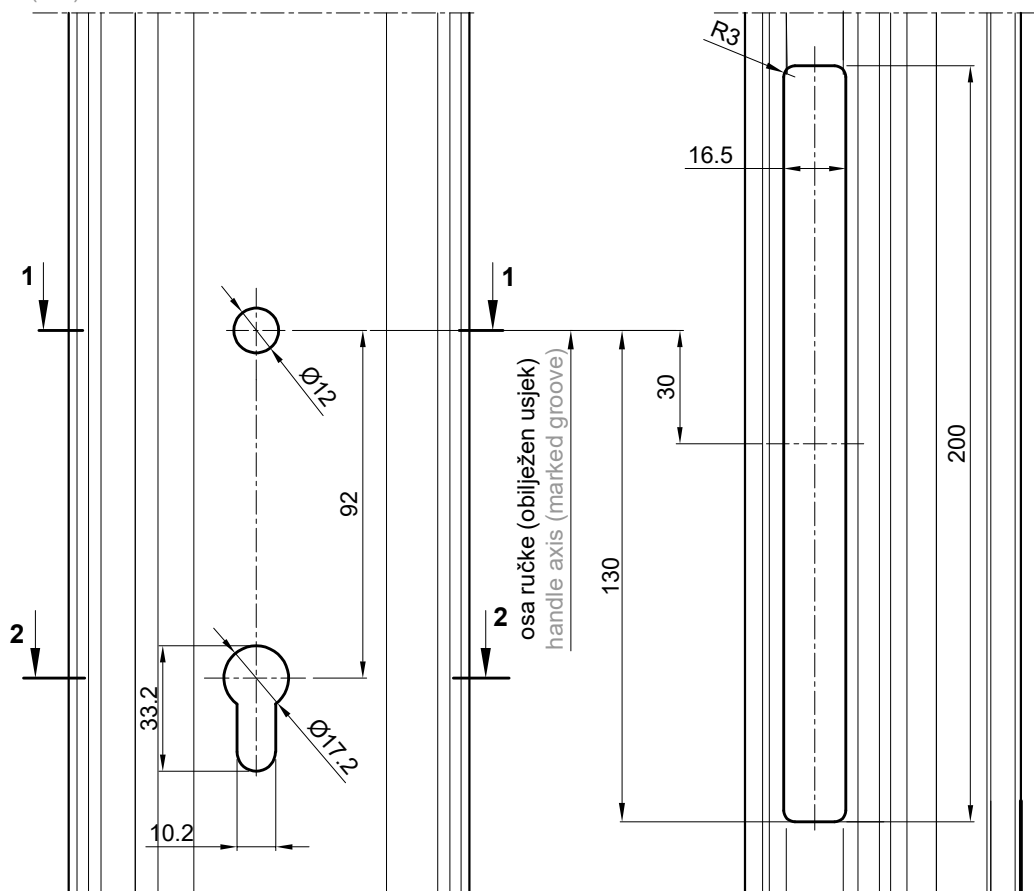
PRESJEK 1-1
CROSS-SECTION 1-1



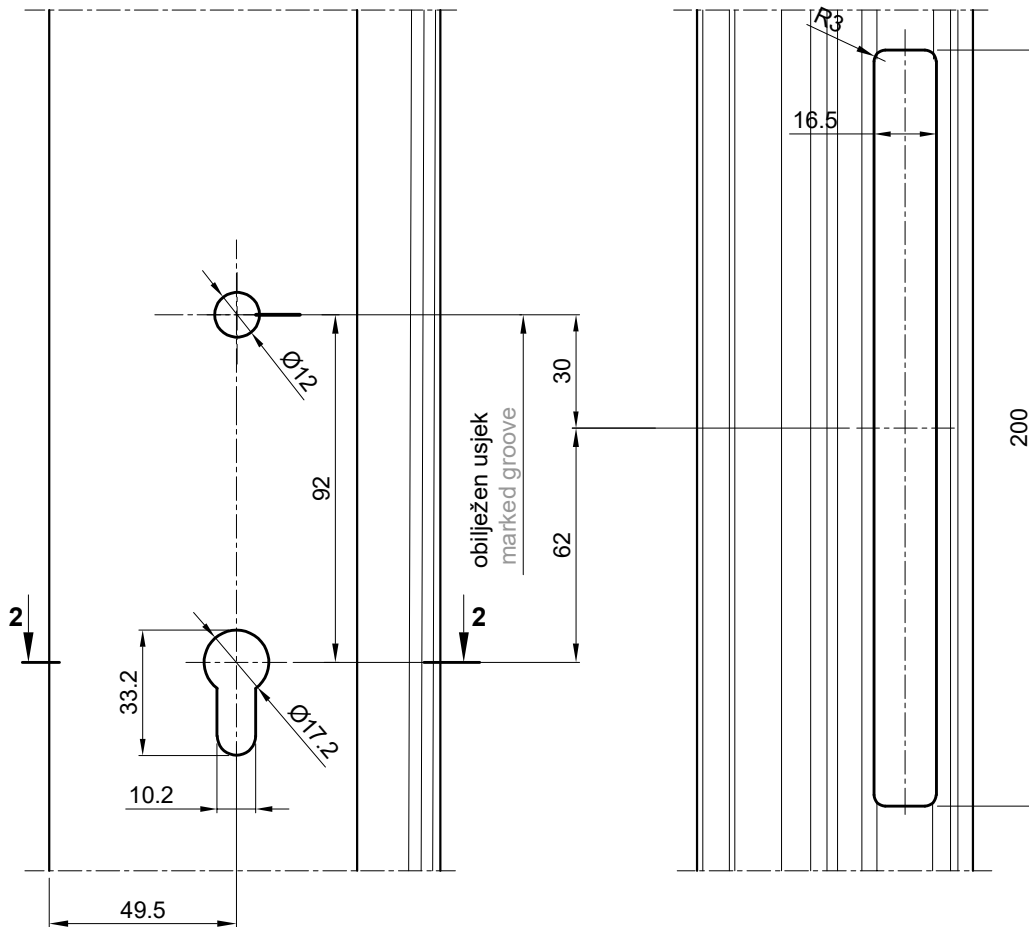
PRESJEK 2-2
CROSS-SECTION 2-2



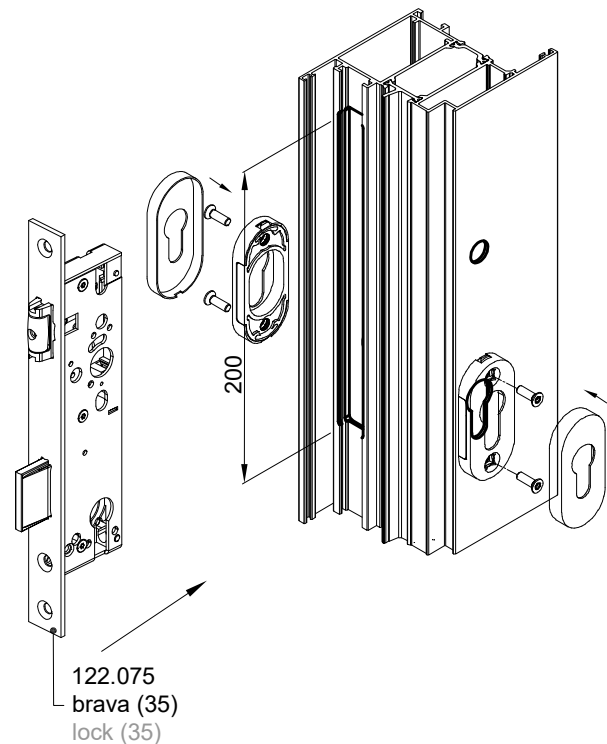
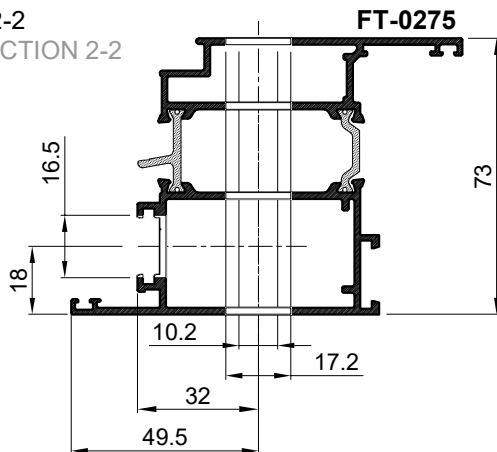
OBRADA PROFILA KRILA VRATA (otvaranje vani) ZA BRAVU S JEZIČKOM 122.073 (GU-BKS) I RUČKU 102.027 (GU)
PROCESSING OF DOOR LEAF PROFILE (outward opening) FOR LOCK WITH LATCHBOLT 122.073 (GU-BKS) AND HANDLE 102.027 (GU)



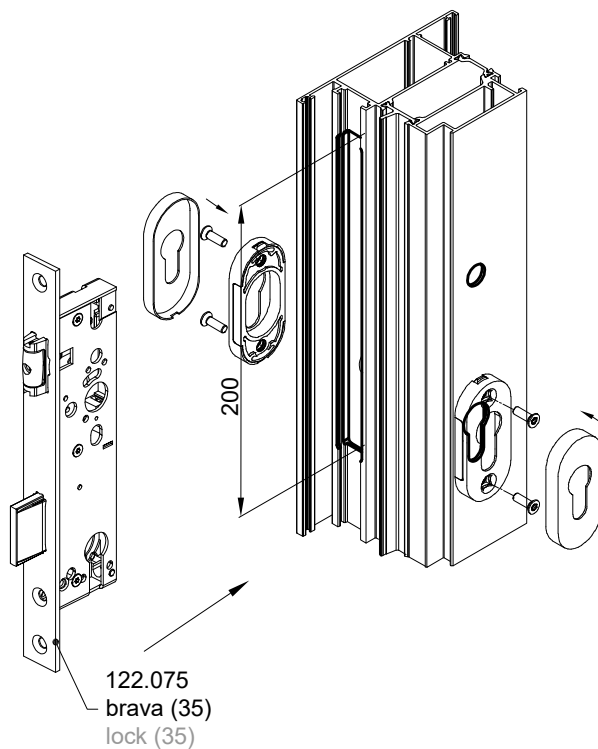
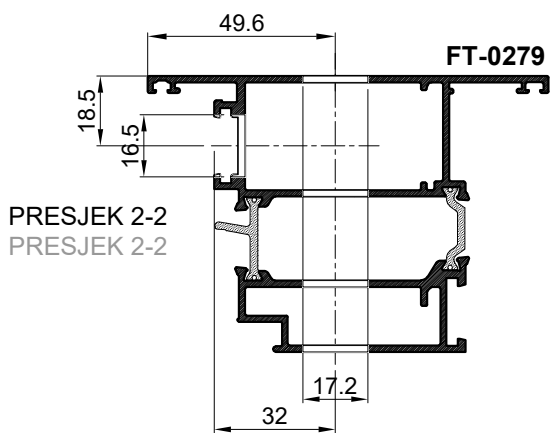
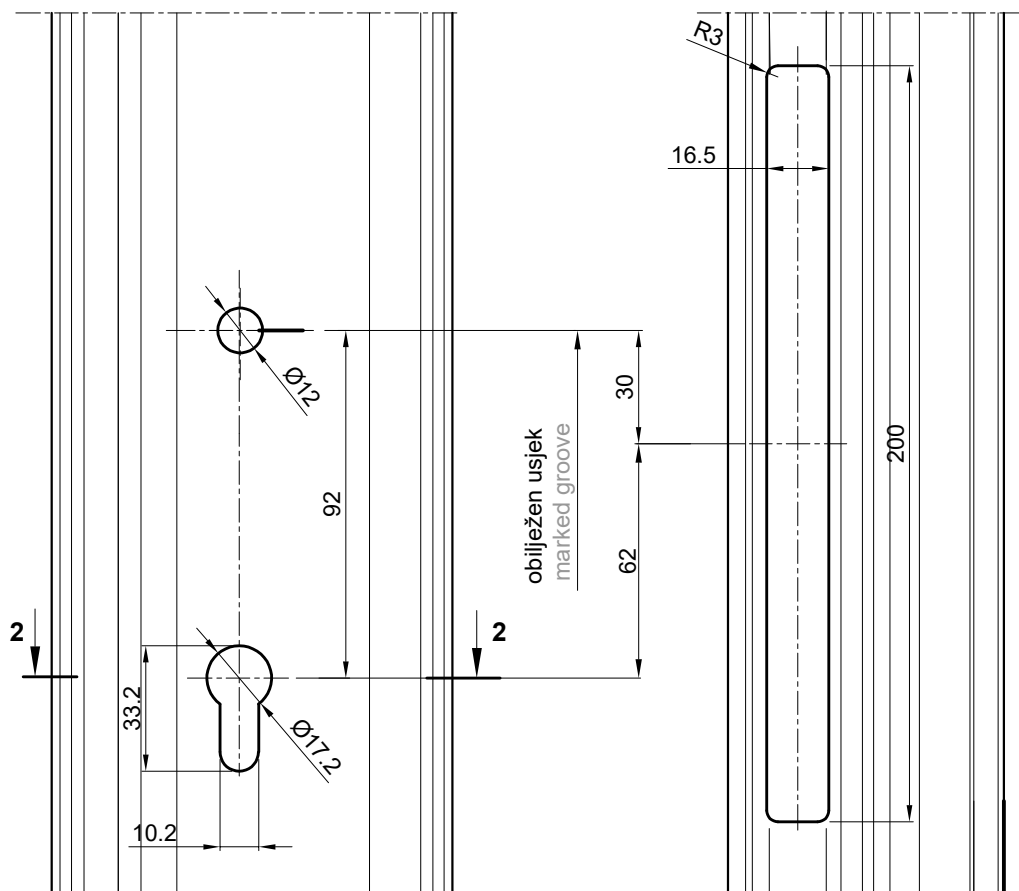
OBRADA PROFILA KRILA VRATA (otvaranje unutra) ZA BRAVU S VALJKOM 122.075 (GU-BKS)
PROCESSING OF DOOR LEAF PROFILE (inward opening) FOR ROLLER LATCH LOCK 122.075 (GU-BKS)



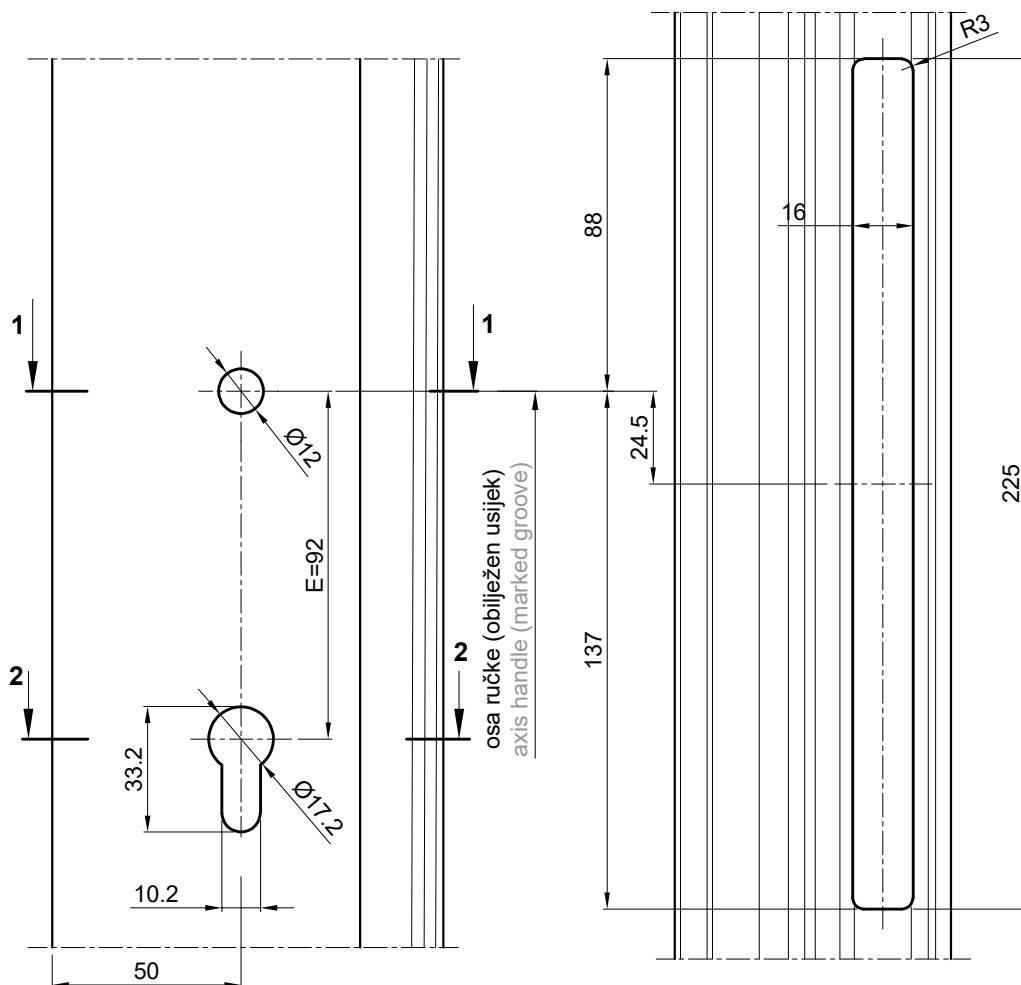
PRESJEK 2-2
CROSS-SECTION 2-2



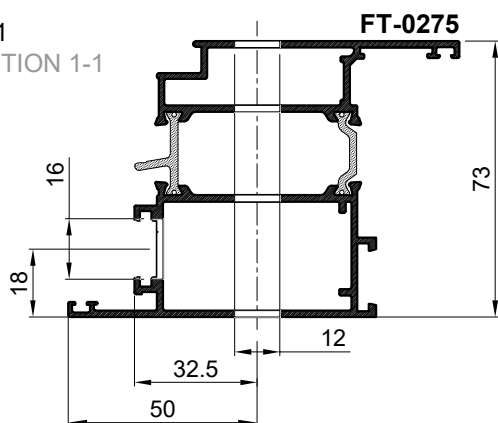
OBRADA PROFILA KRILA VRATA (otvaranje vani) ZA BRAVU S VALJKOM 122.075 (GU-BKS)
PROCESSING OF DOOR LEAF PROFILE (outward opening) FOR ROLLER LATCH LOCK 122.075 (GU-BKS)



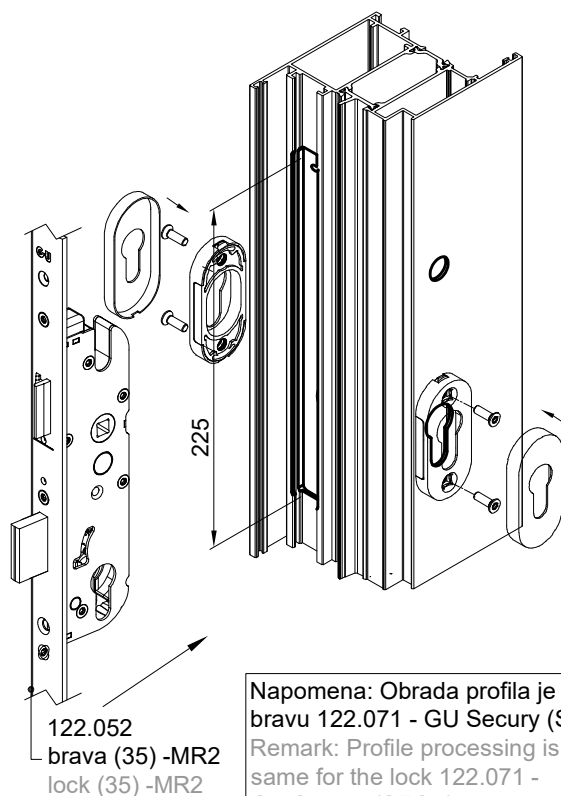
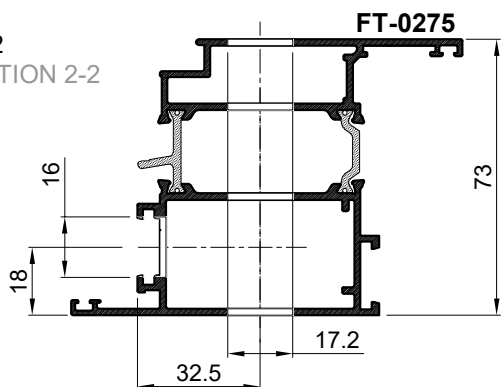
OBRADA PROFILA KRILA VRATA (otvaranje unutra) ZA KUTIJU BRAVE - 122.052 (GU Secury- MR2)
PROCESSING OF DOOR LEAF PROFILE (inward opening) FOR LOCK CASE - 122.052 (GU Secury- MR2)



PRESJEK 1-1
CROSS-SECTION 1-1

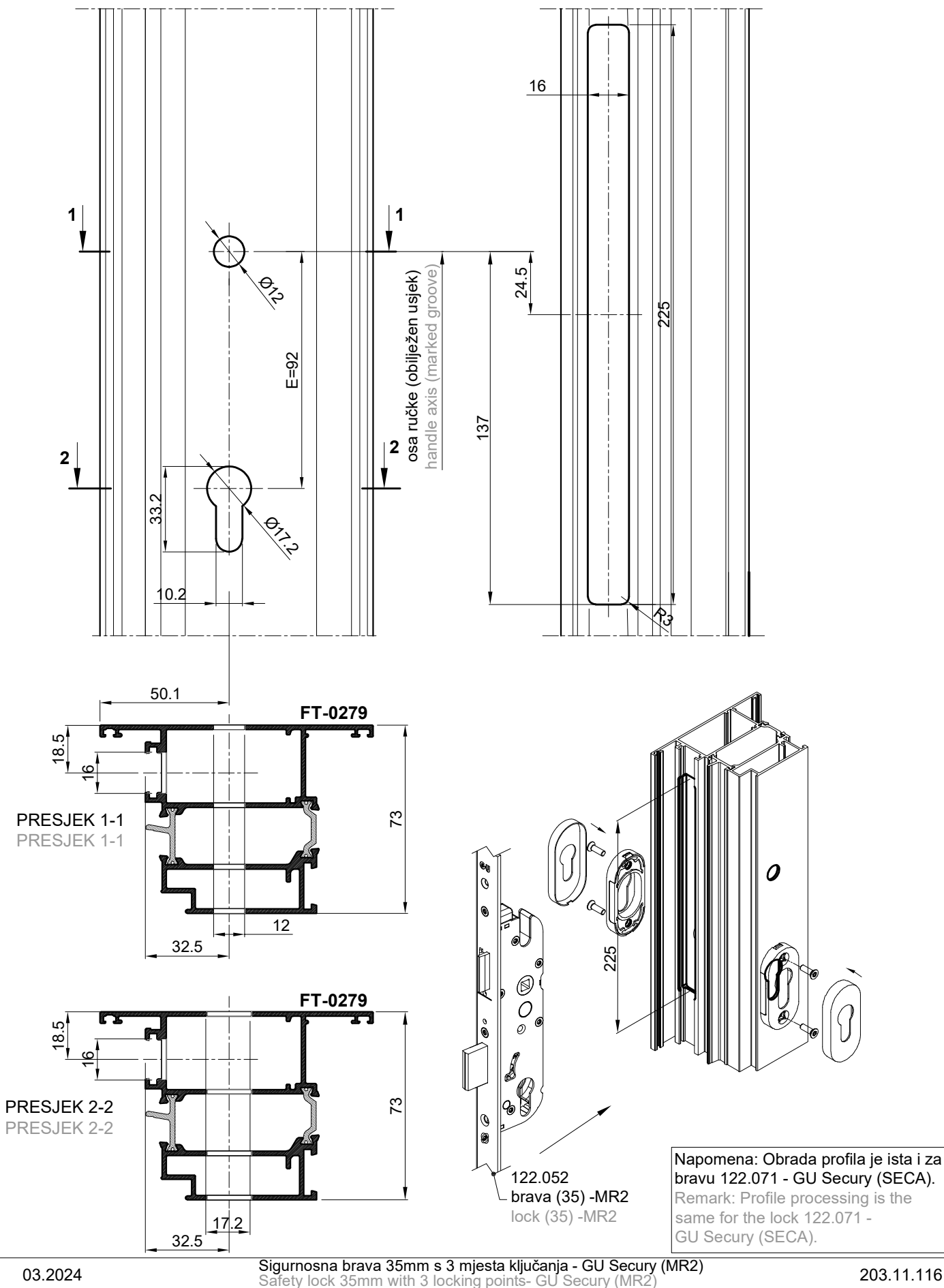


PRESJEK 2-2
CROSS-SECTION 2-2

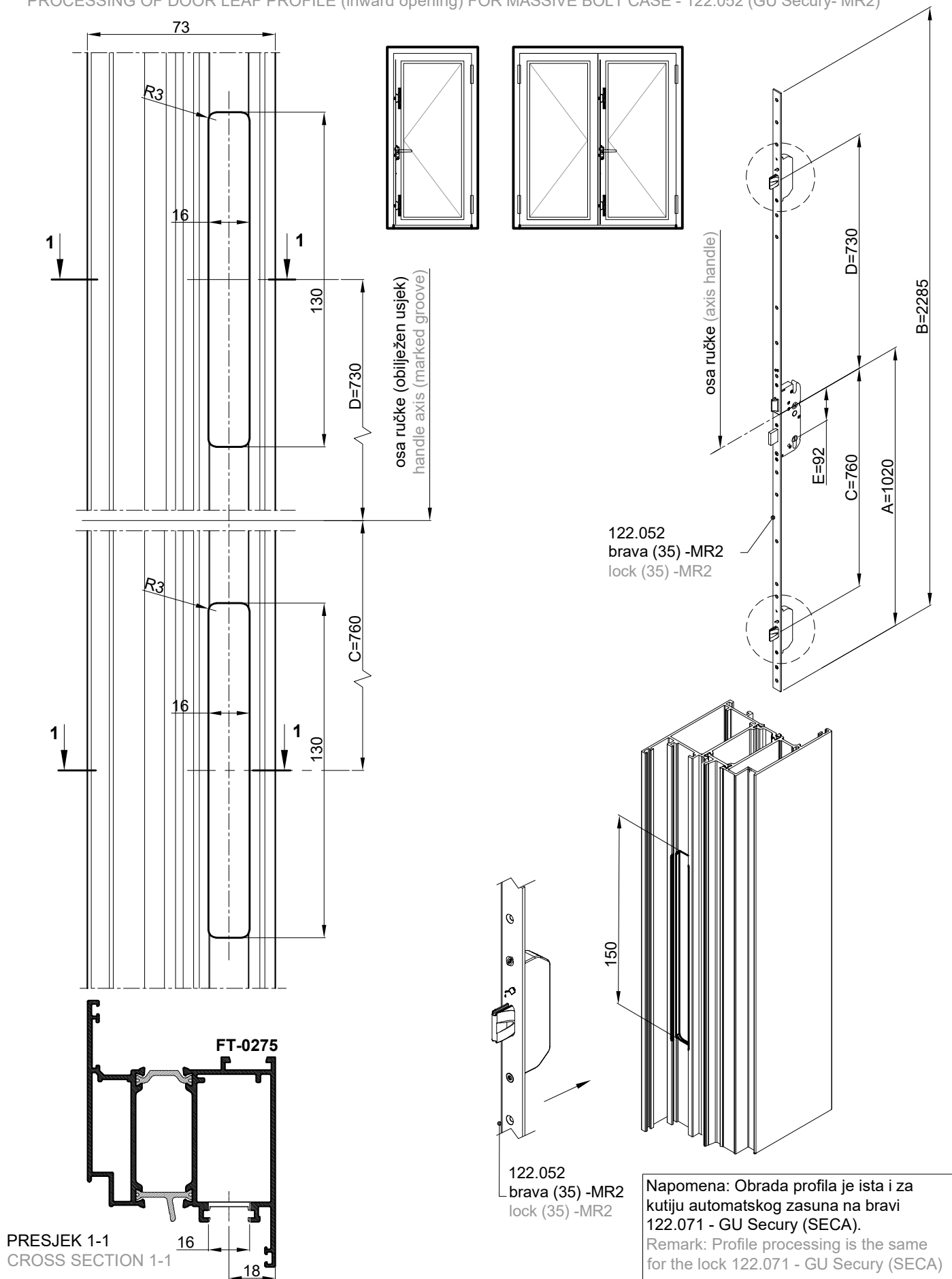


Napomena: Obrada profila je ista i za bravu 122.071 - GU Secury (SECA).
Remark: Profile processing is the same for the lock 122.071 - GU Secury (SECA).

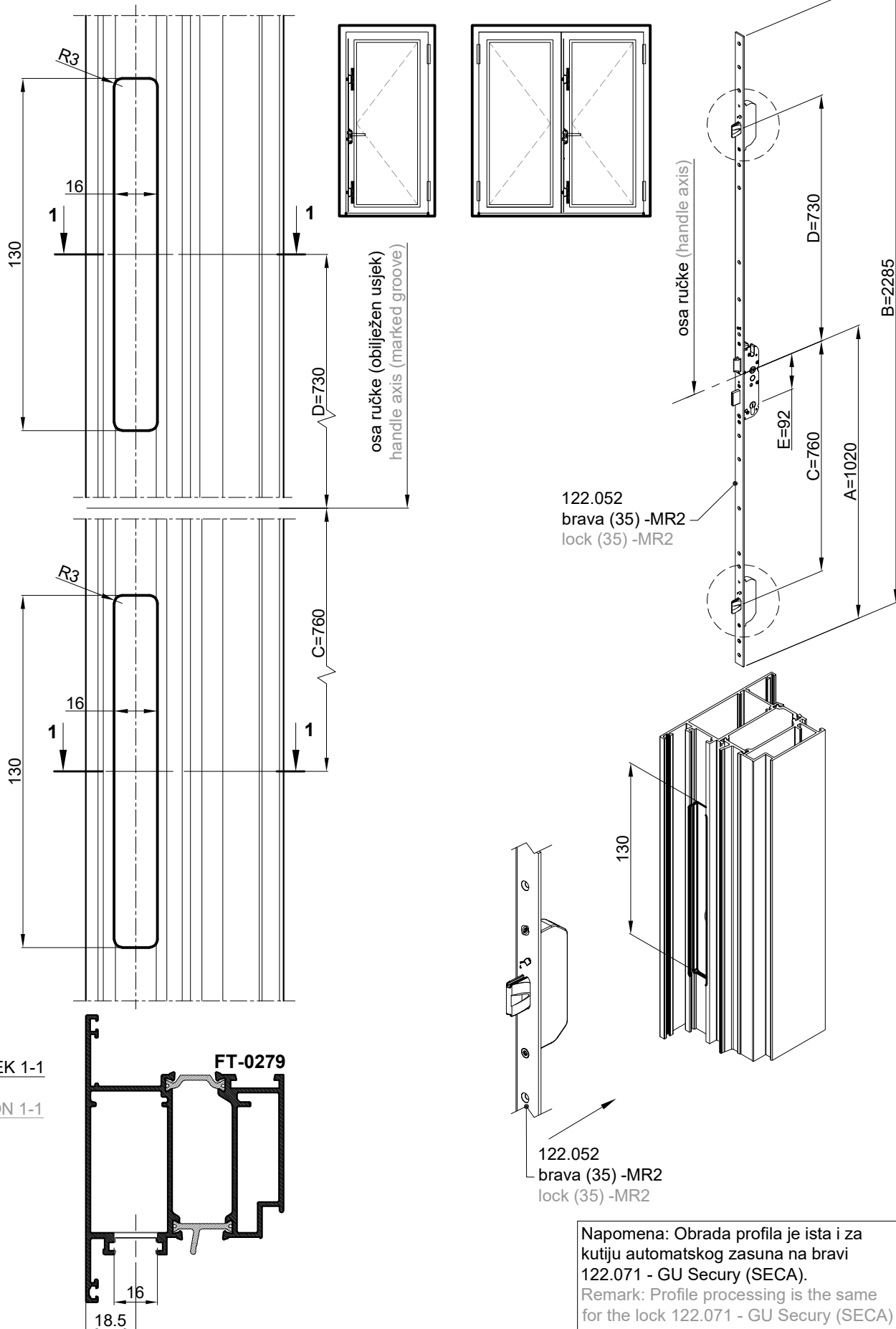
OBRADA PROFILA KRILA VRATA (otvaranje vani) ZA KUTIJU BRAVE - 122.052 (GU Secury- MR2)
PROCESSING OF DOOR LEAF PROFILE (outward opening) FOR LOCK CASE - 122.052 (GU Secury- MR2)



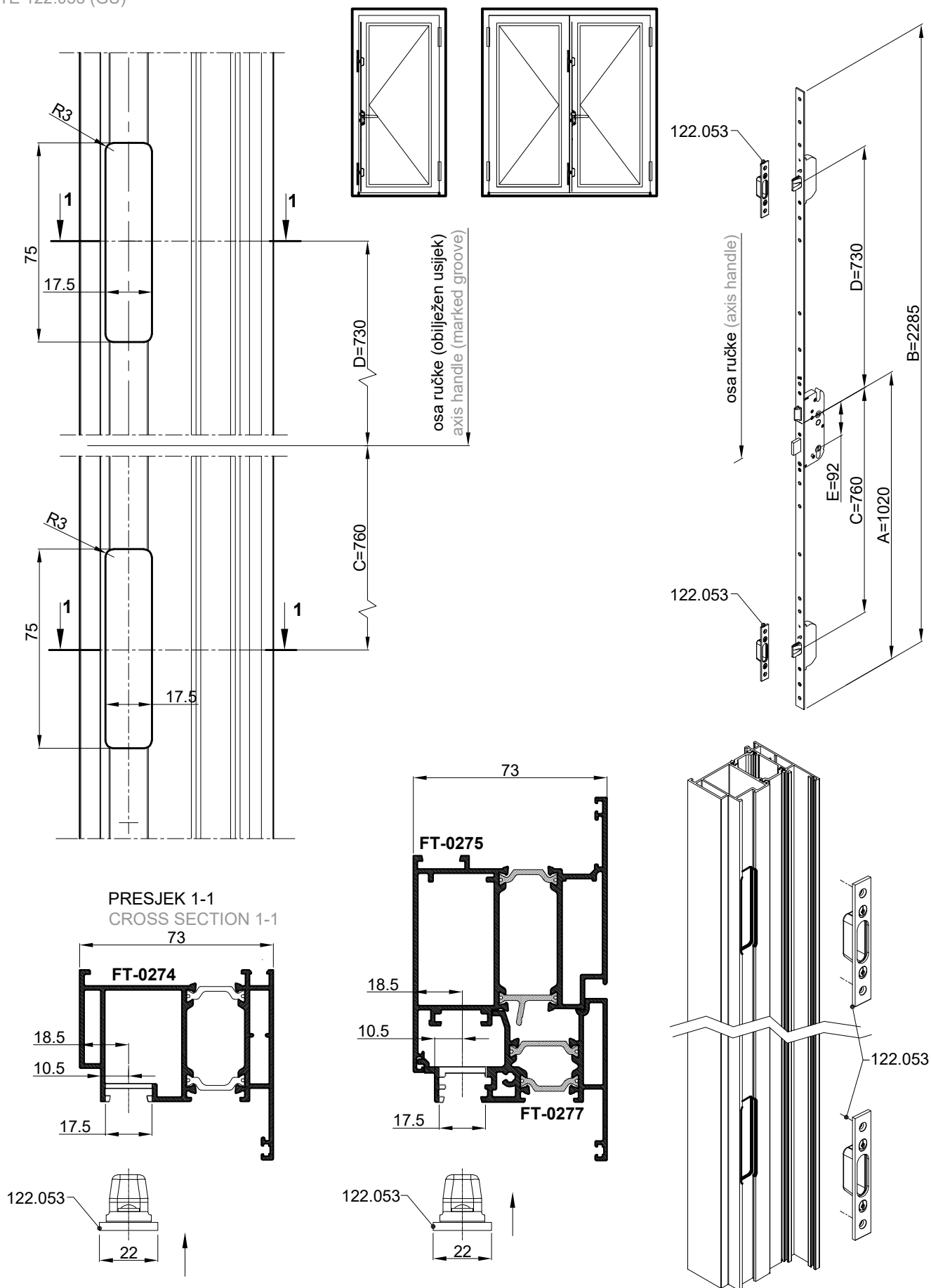
OBRADA PROFILA KRILA VRATA (otvaranje unutra) ZA KUTIJU MASIVNOG ZASUNA - 122.052 (GU Secury- MR2)
PROCESSING OF DOOR LEAF PROFILE (inward opening) FOR MASSIVE BOLT CASE - 122.052 (GU Secury- MR2)



OBRADA PROFILA KRILA VRATA (otvaranje vani) ZA KUTIJU MASIVNOG ZASUNA - 122.052 (GU Secury- MR2)
PROCESSING OF DOOR LEAF PROFILE (outward opening) FOR MASSIVE BOLT CASE - 122.052 (GU Secury- MR2)

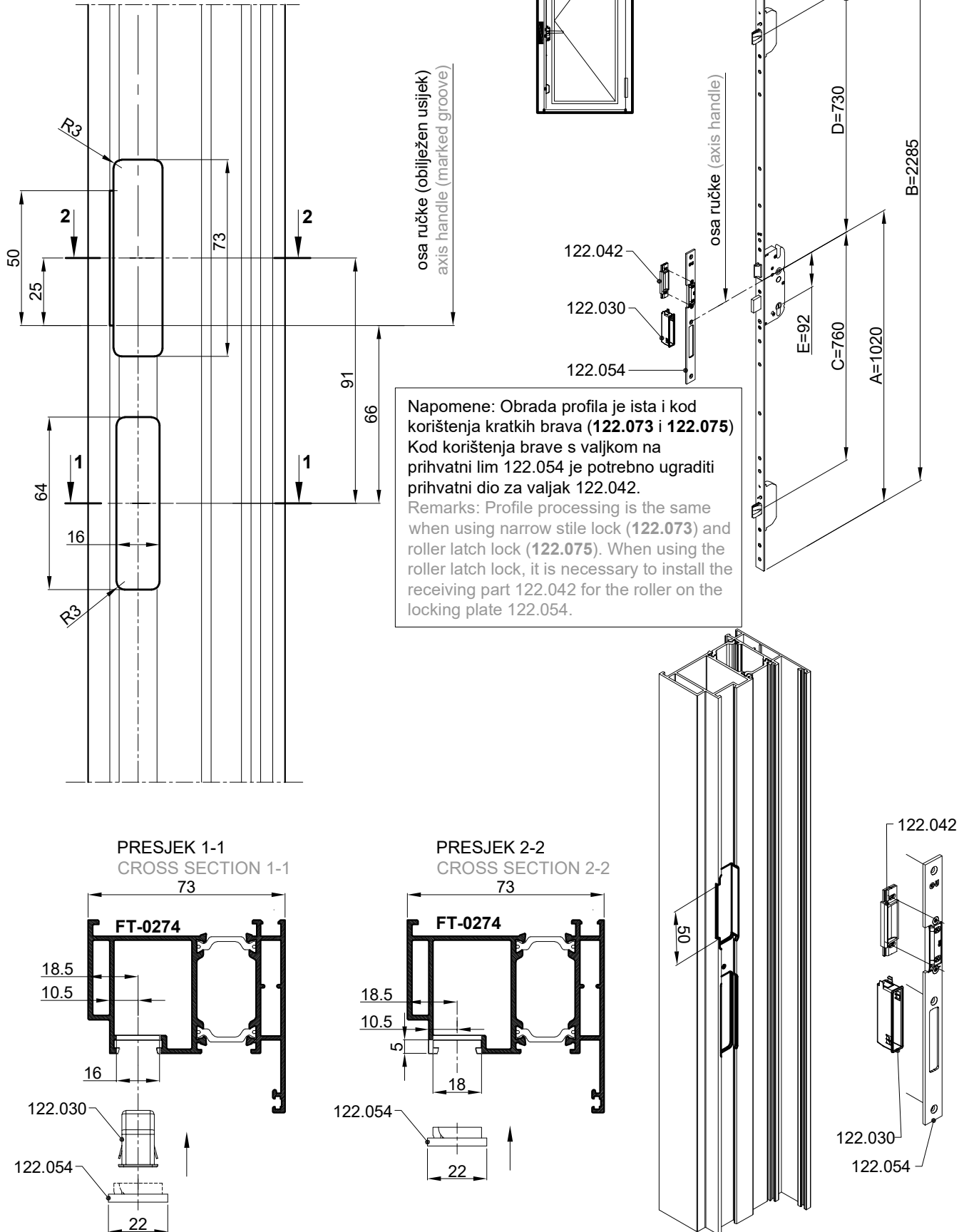


OBRADA PROFILA RAMA VRATA I PROFILA KOMBATUTE (otvaranje unutra i vani) ZA PRIHVATNU PLOČICU 122.053 (GU)
PROCESSING OF DOOR FRAME PROFILE AND FLYING MULLION PROFILE (inward and outward opening) FOR STRIKING PLATE 122.053 (GU)



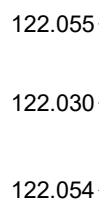
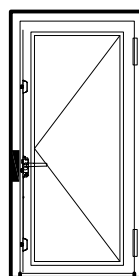
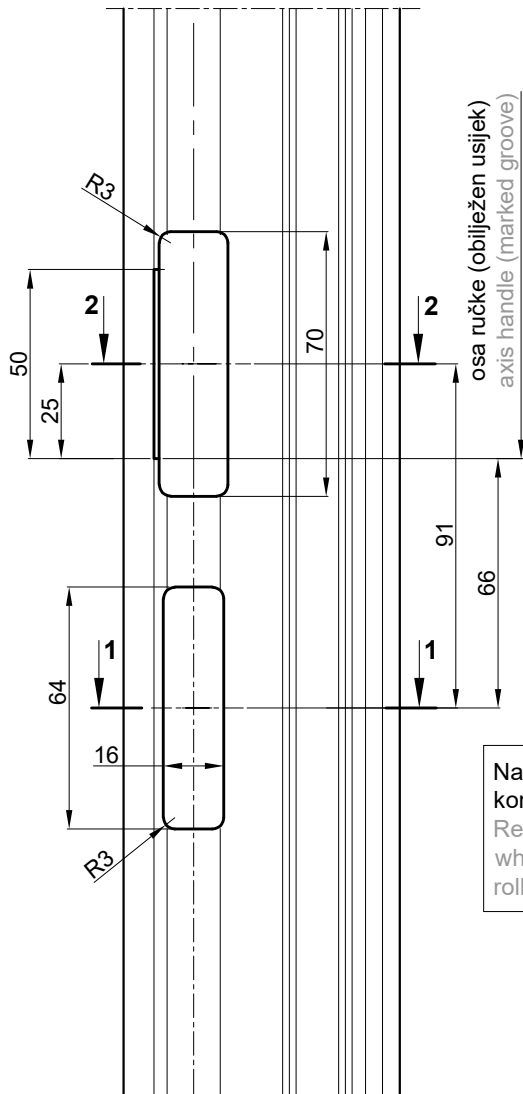
OBRADA PROFILA RAMA VRATA (otvaranje unutra i vani) ZA PRIHVATNI LIM 122.054 (GU)

PROCESSING OF DOOR FRAME PROFILE (inward and outward opening) FOR STRIKING PLATE 122.054 (GU)

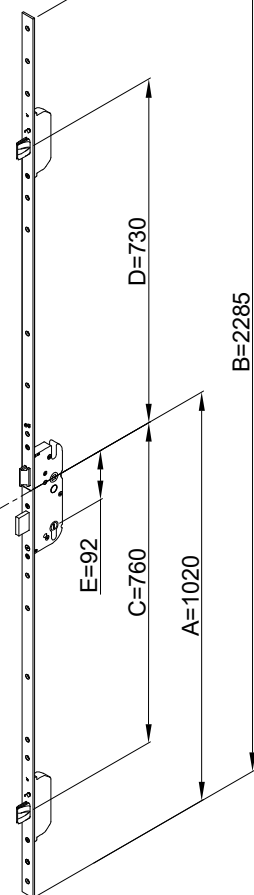


OBRADA PROFILA RAMA VRATA (otvaranje unutra i vani) ZA PRIHVATNI LIM 122.054 (GU) I ELEKTRO OTVARAČ 122.055 (GU)

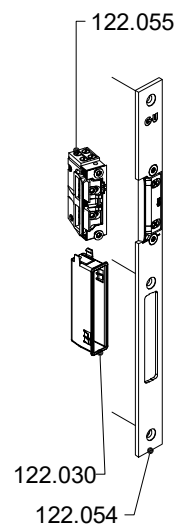
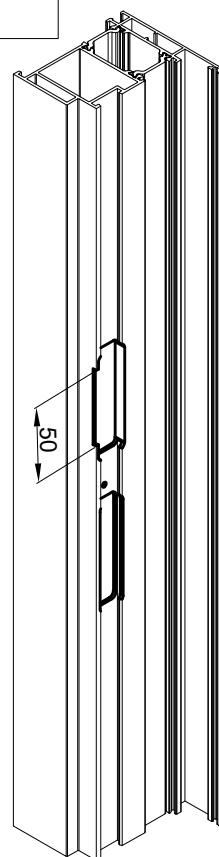
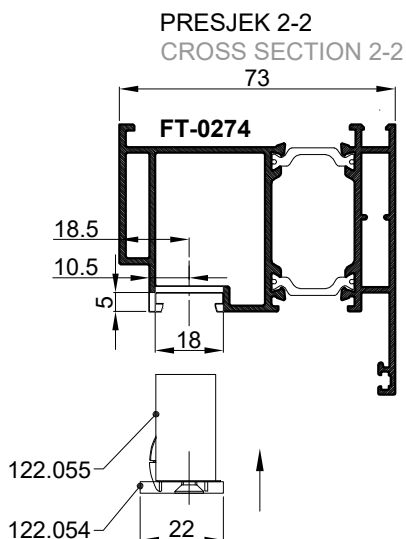
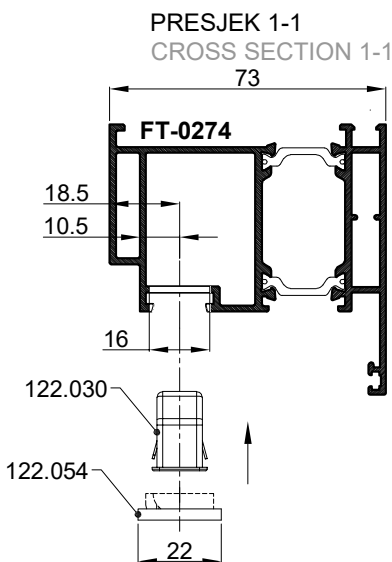
PROCESSING OF DOOR FRAME PROFILE (inward and outward opening) FOR STRIKING PLATE 122.054 (GU)



osa ručke (axis handle)

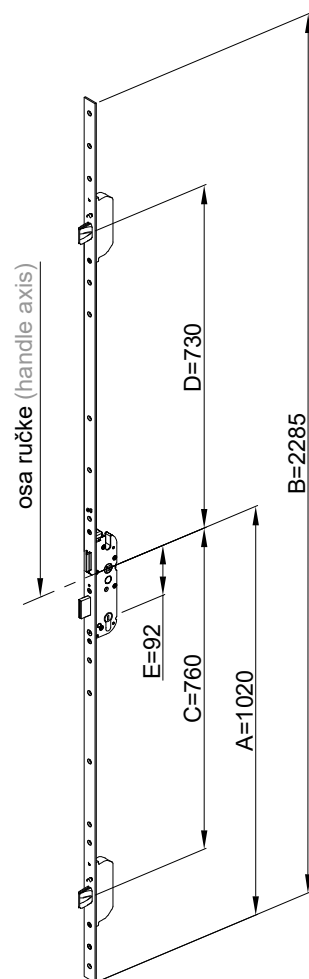
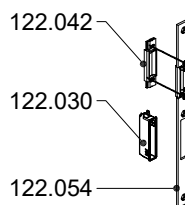

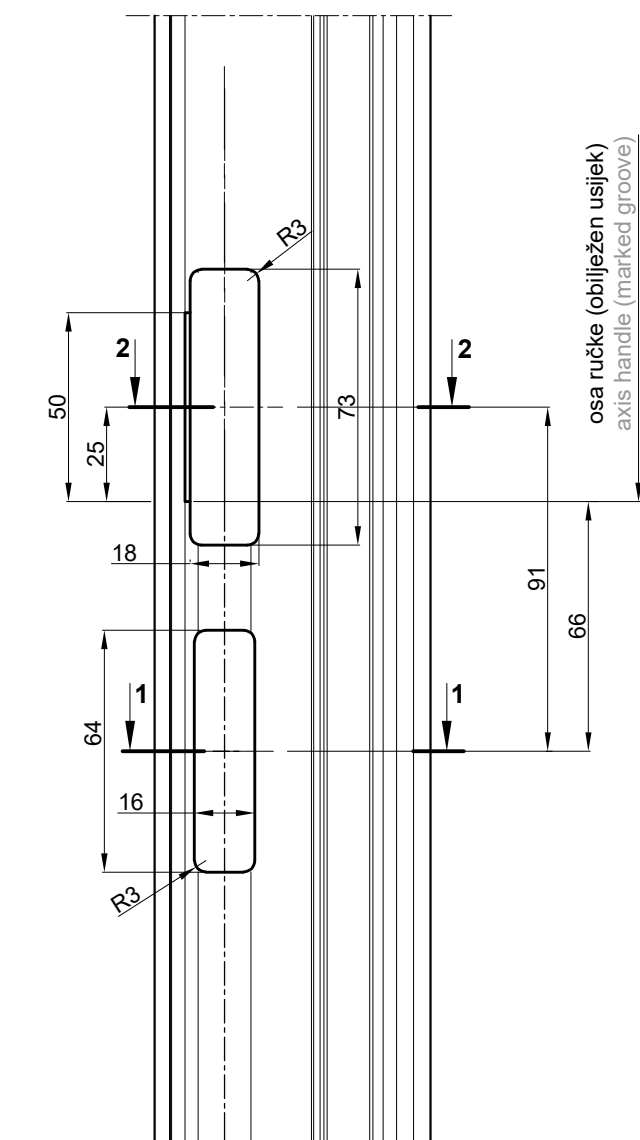


Napomene: Obrada profila je ista i kod korištenja kratkih brava (122.073 i 122.075).
Remark: Profile processing is the same when using narrow stile lock (122.073) and roller latch lock (122.075).

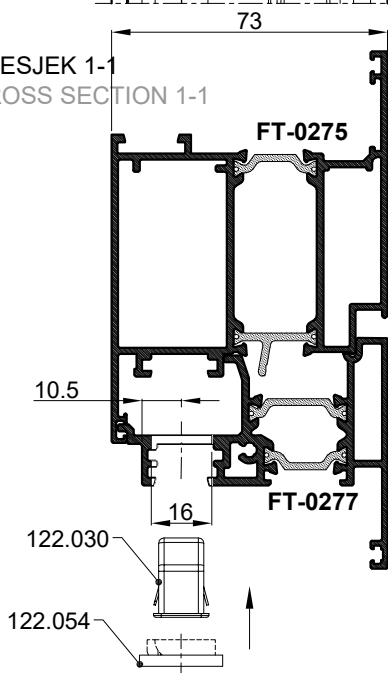


OBRADA PROFILA KOMBATUTE VRATA (otvaranje unutra i vani) ZA PRIHVATNI LIM 122.054 (GU)

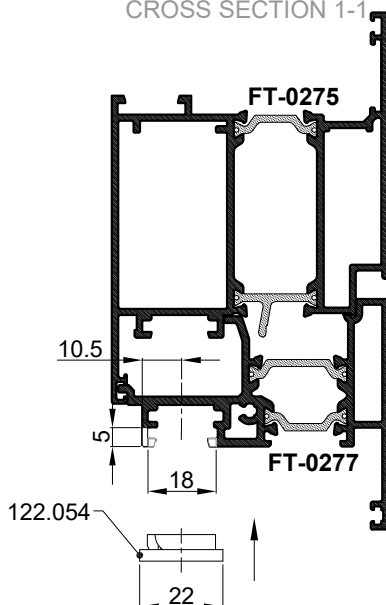
PROCESSING OF DOOR FLYING MULLION PROFILE (inward and outward opening) FOR STRIKING PLATE 122.054 (GU)



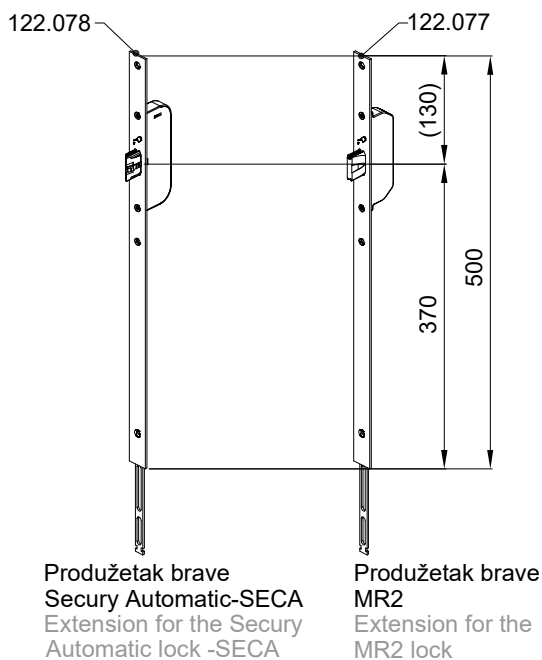
PRESJEK 1-1
CROSS SECTION 1-1



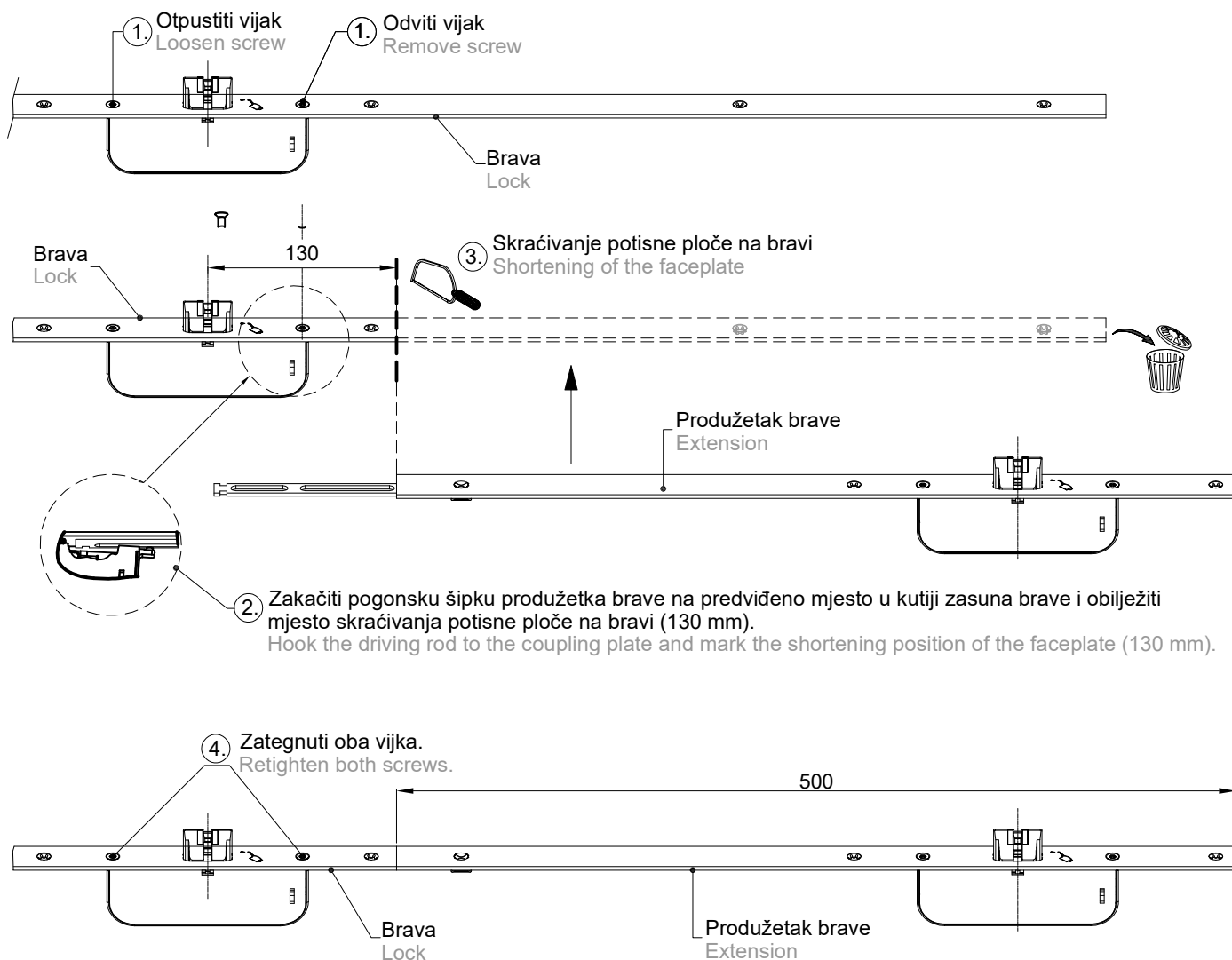
PRESJEK 2-2
CROSS SECTION 1-1



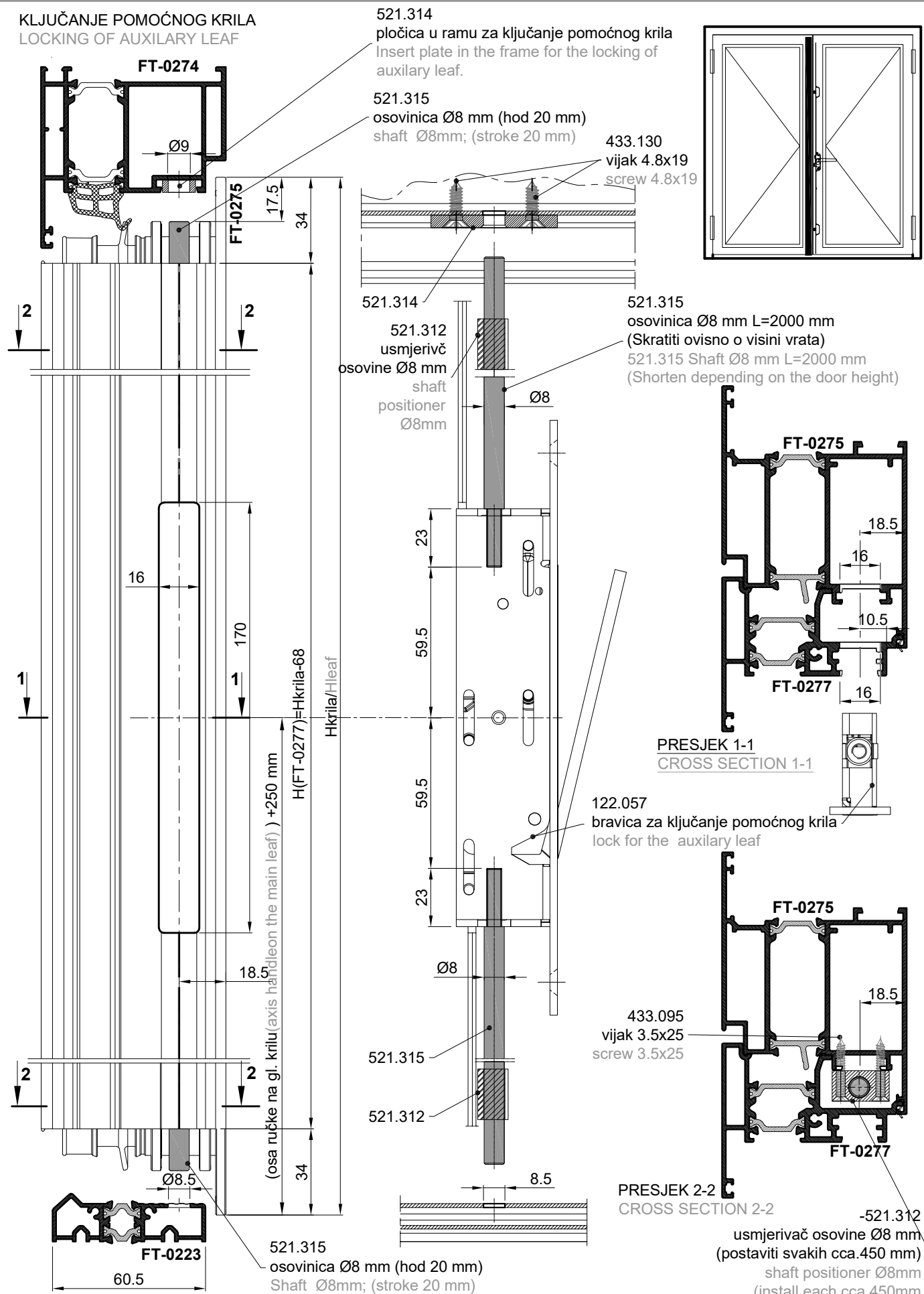
POSTUPAK UGRADNJE PRODUŽETKA NA BRAVE 122.052 (GU Secury -MR2) I 122.071 (GU Secury Automatic-SECA)
INSTALLATION PROCEDURE OF THE FACEPLATE EXTENSION WITH ADDITIONAL LOCK ON LOCKS 122.052 (GU Secury -MR2) AND 122.071 (Secury Automatic-SECA)



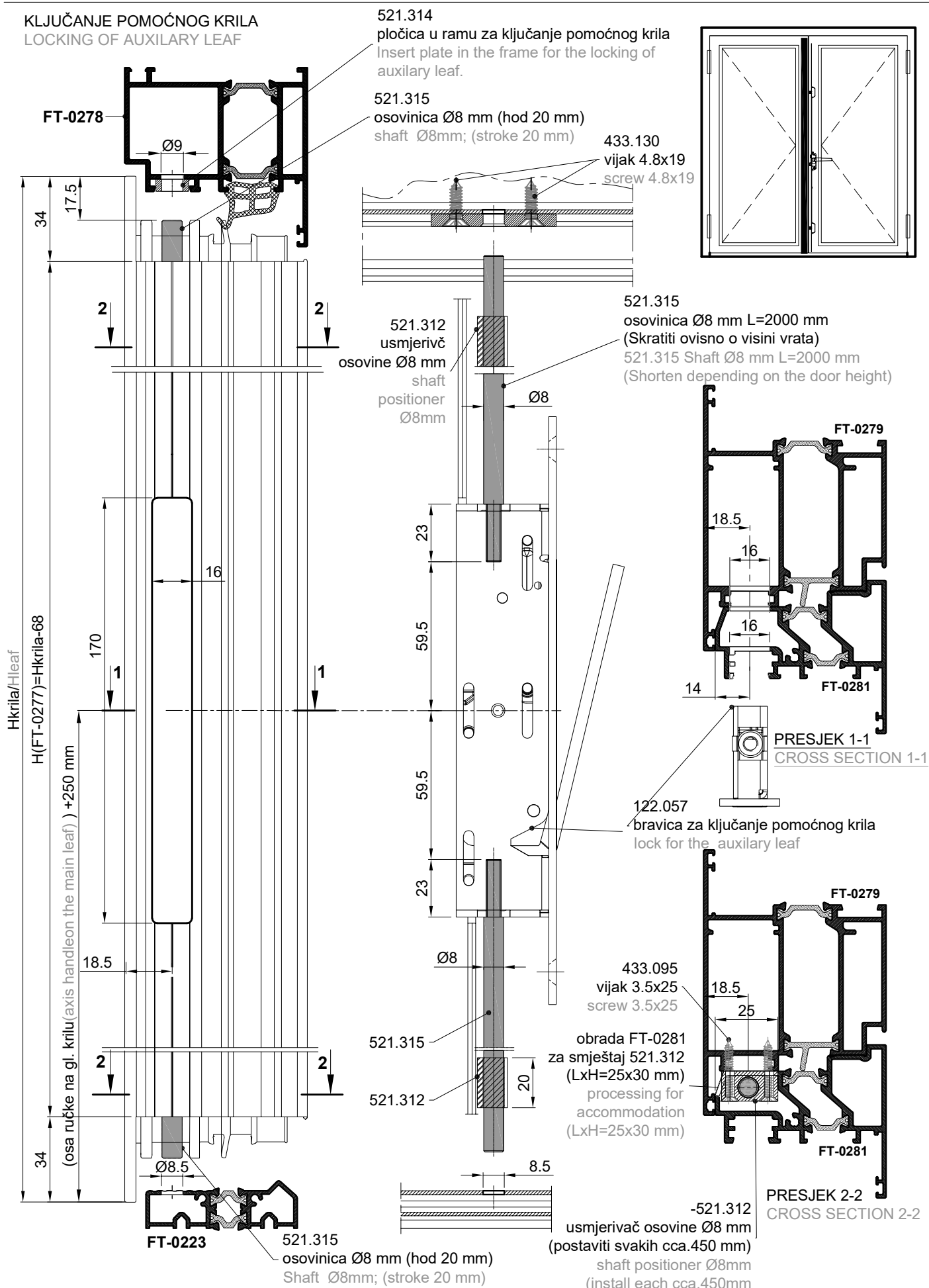
Postupak ugradnje je isti za oba produžetka.
The installation procedure is the same for both extensions.



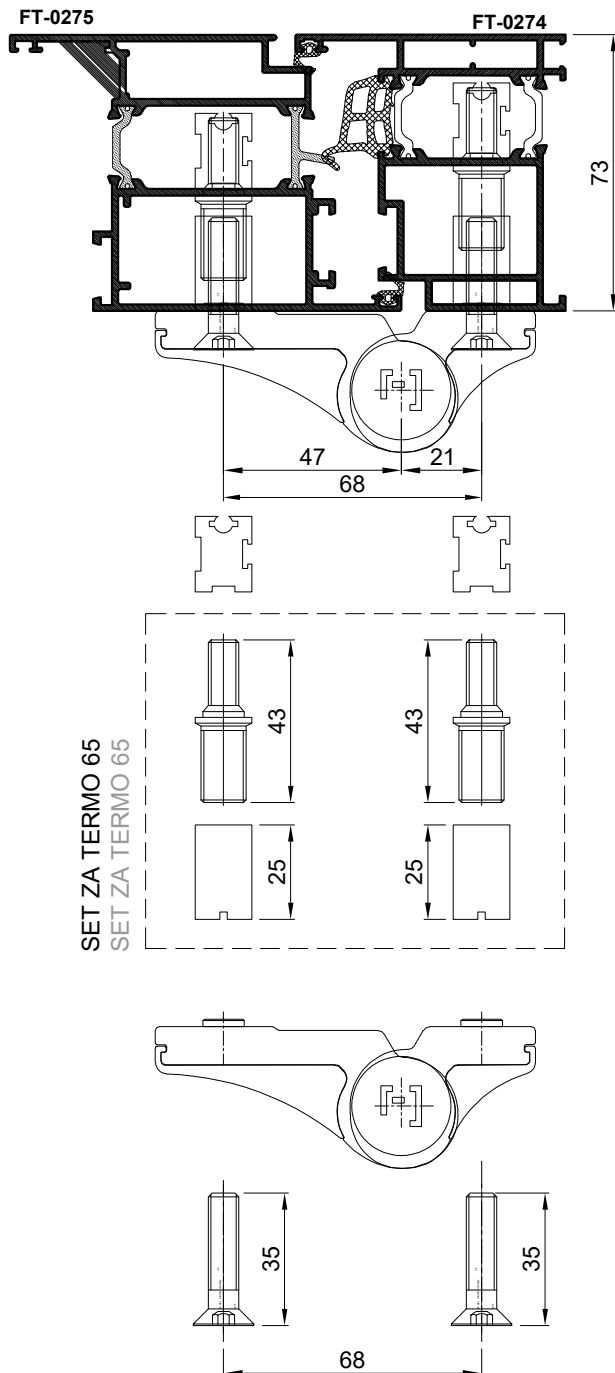
KLJUČANJE POMOĆNOG KRILA LOCKING OF AUXILIARY LEAF



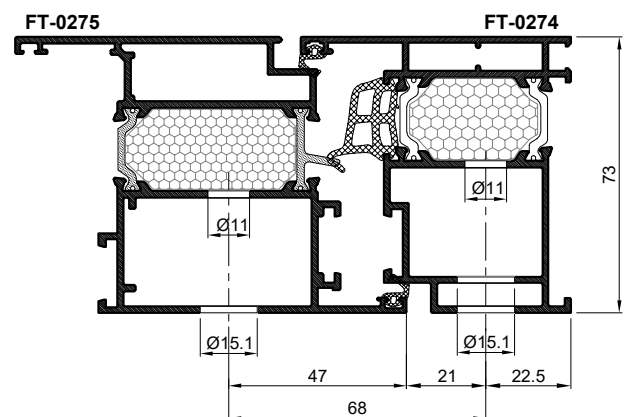
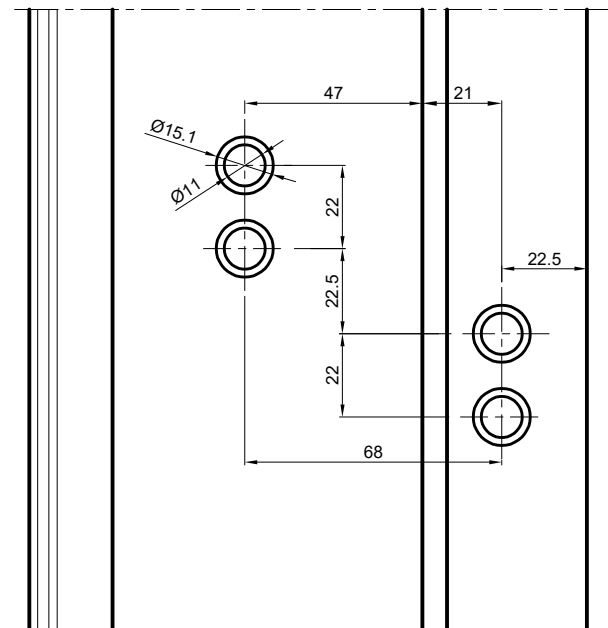
KLJUČANJE POMOČNOG KRILA LOCKING OF AUXILIARY LEAF



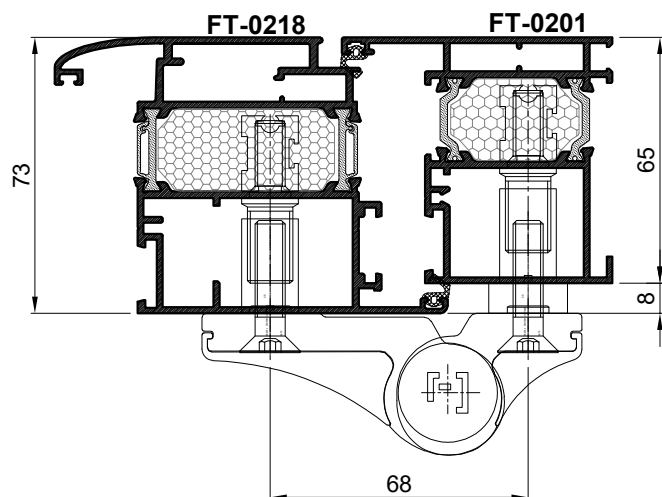
SET USADNIH BAGLAMA-OSNO 68 mm
UGRAĐUJE SE U KRILO VRATA FT-0275 (OTVARANJE UNUTRA)
SET USADNIH BAGLAMA-OSNO 68 mm
UGRAĐUJE SE U KRILO VRATA FT-0275 (OTVARANJE UNUTRA)



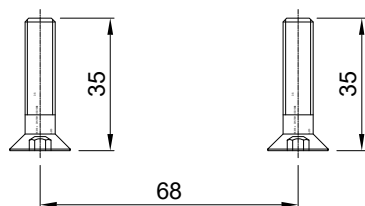
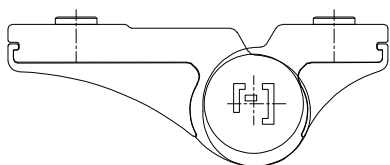
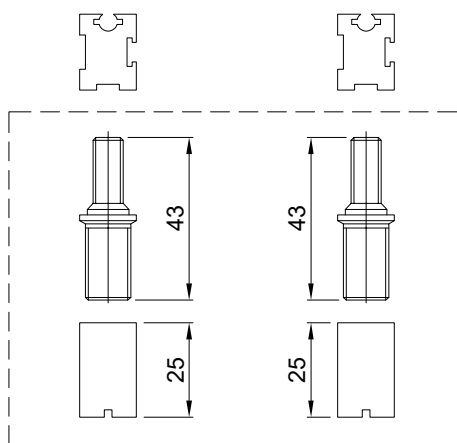
OBRADA
OBRADA



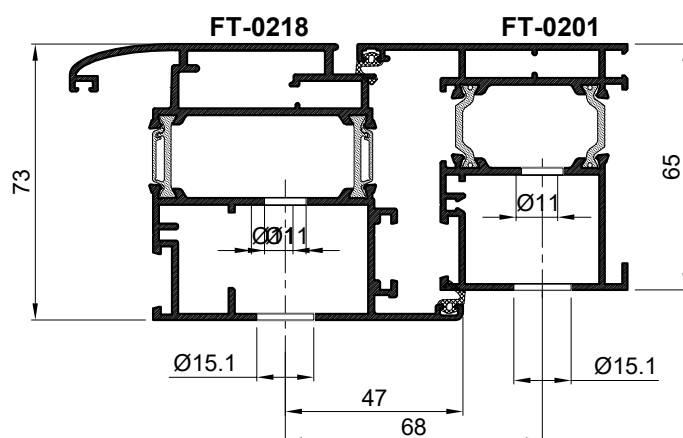
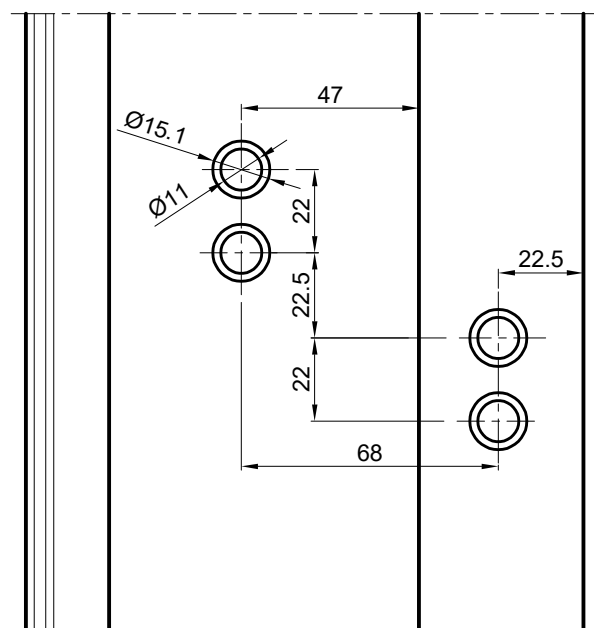
SET USADNIH BAGLAMA-OSNO 68 mm
UGRAĐUJE SE U KRILA VRATA FT-0218 (OTVARANJE UNUTRA)
SET USADNIH BAGLAMA-OSNO 68 mm
UGRAĐUJE SE U KRILA VRATA FT-0218 (OTVARANJE UNUTRA)



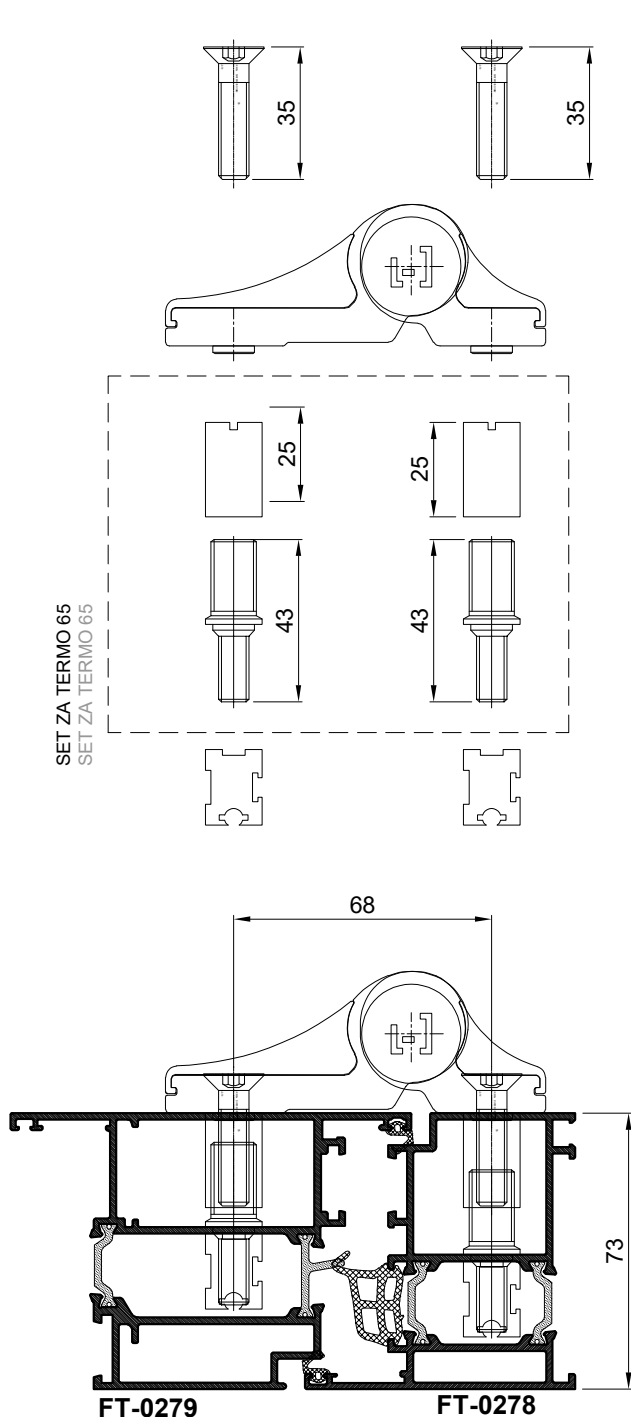
SET ZA TERMO 65
SET ZA TERMO 65



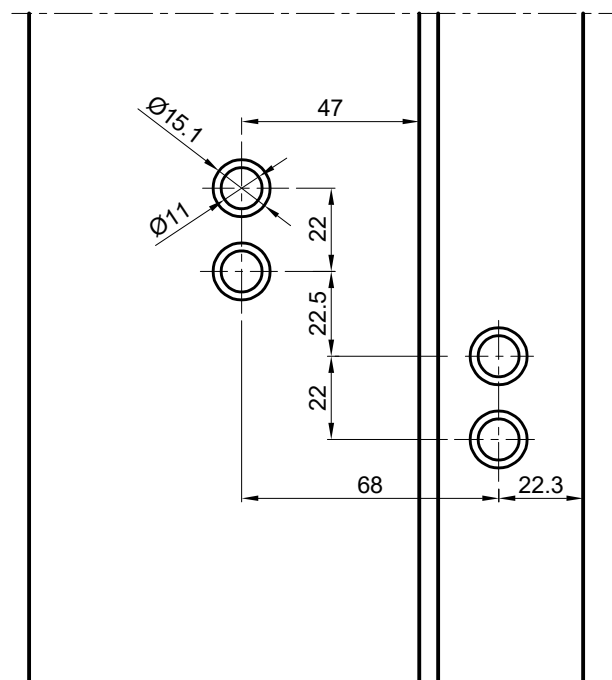
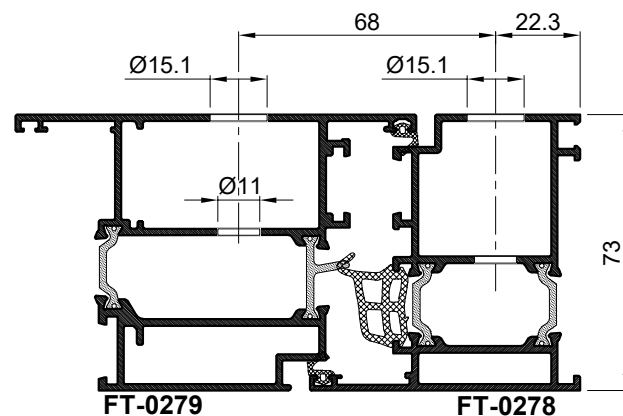
OBRADA
OBRADA



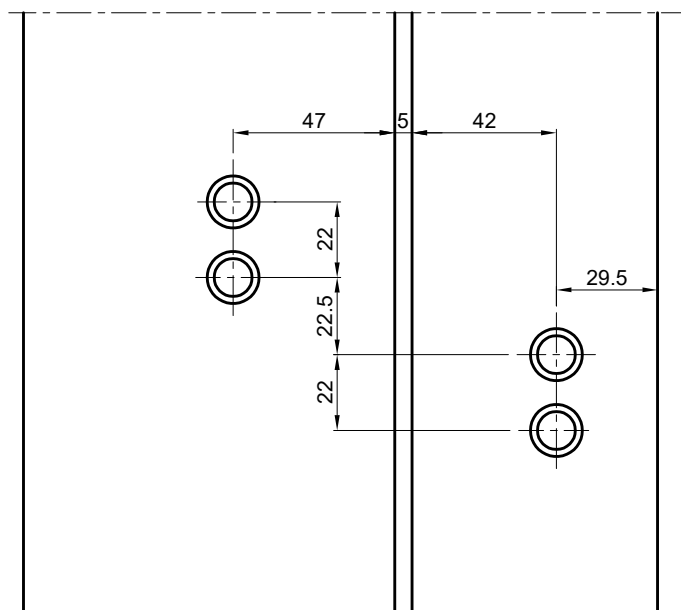
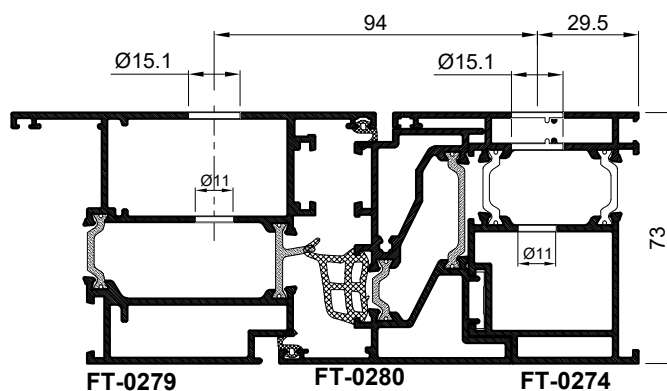
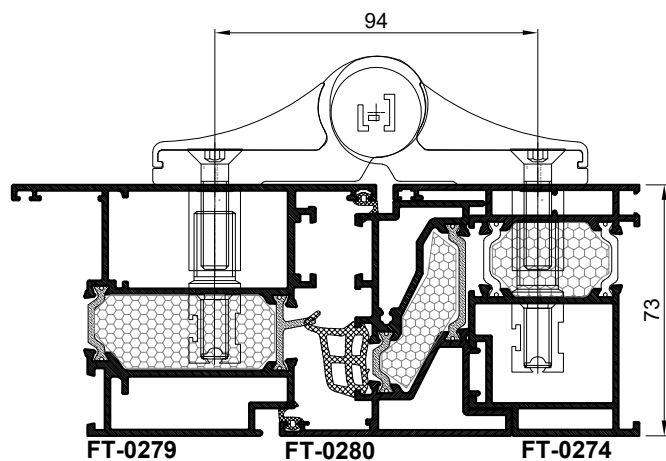
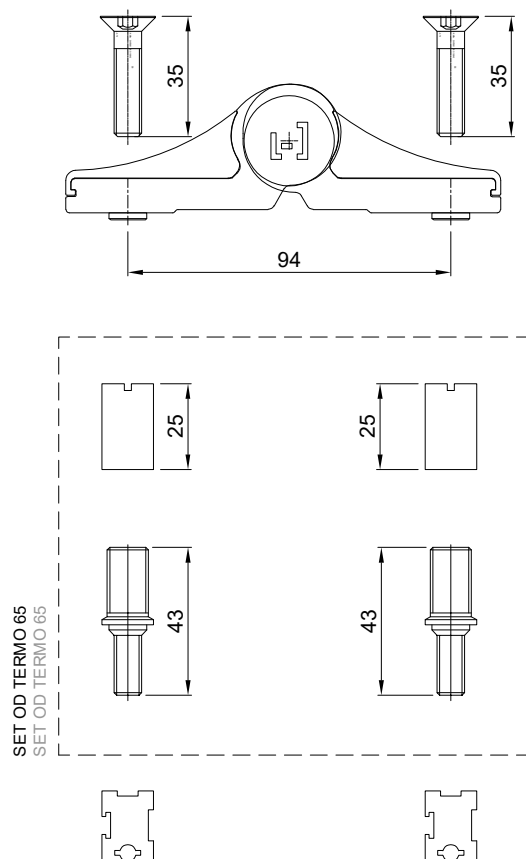
SET USADNIH BAGLAMA-OSNO 68 mm
UGRAĐUJE SE U KRILA VRATA FT-0279 (OTVARANJE VANI)
SET USADNIH BAGLAMA-OSNO 68 mm
UGRAĐUJE SE U KRILA VRATA FT-0279 (OTVARANJE VANI)



OBRADA
OBRADA



SET USADNIH BAGLAMA-OSNO 94 mm
UGRAĐUJE SE U KRILA VRATA, U AL.STIJENI (OTVARANJE VANI)
SET USADNIH BAGLAMA-OSNO 94 mm
UGRAĐUJE SE U KRILA VRATA, U AL. STIJENI (OTVARANJE VANI)



OTVARANJE OKO SREDIŠNJE OSE

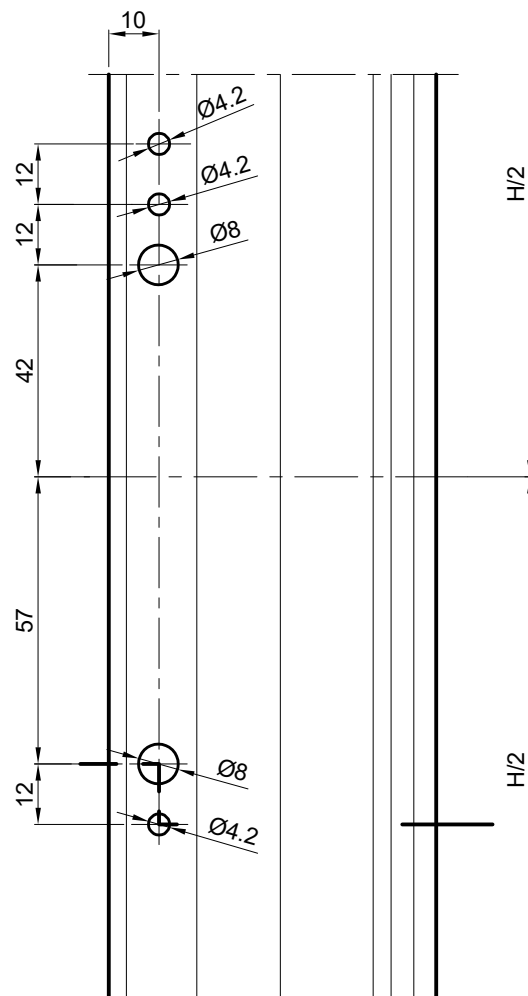
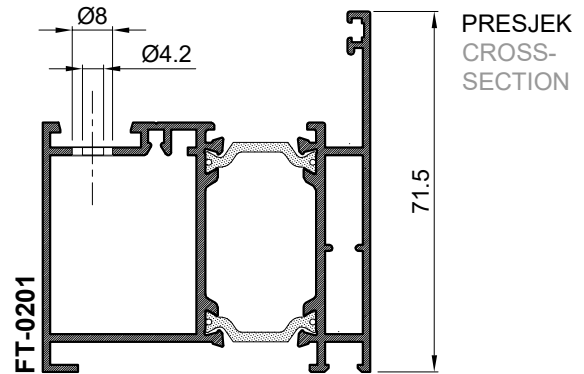
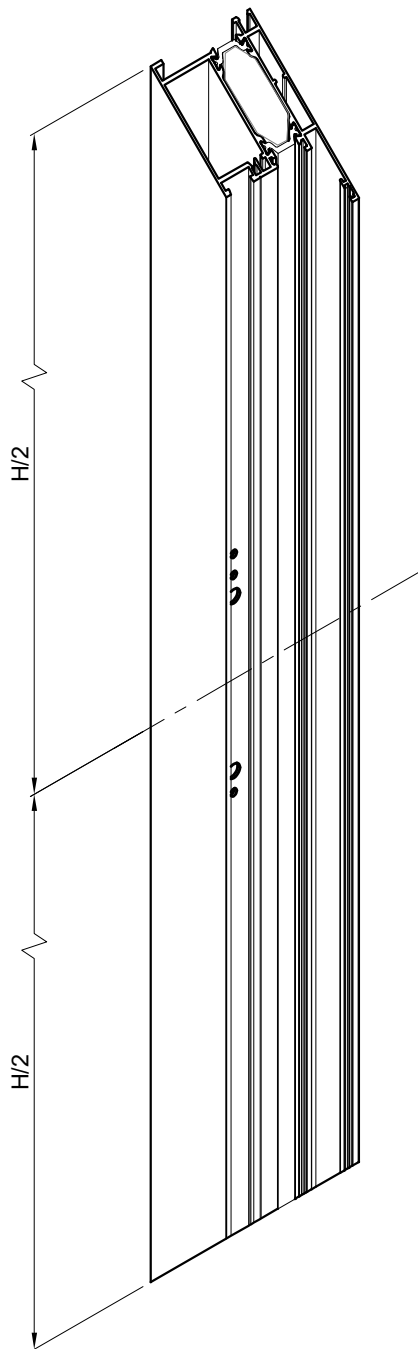
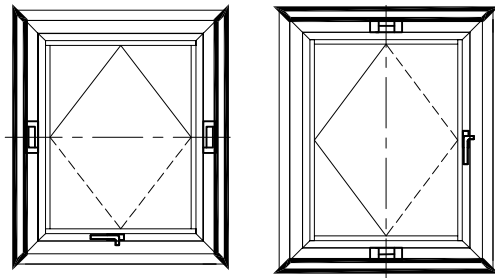
Obrada profila rama FT-0201

- simetrična obrada okomica (otvaranje oko vodoravne ose)
- simetrična obrada vodoravnica (otvaranje oko okomite ose)

OPENING AROUND MIDDLE AXIS

Processing of frame profile FT-0201

- symmetrical processing of vertical crossbar (opening around horizontal axis)
- symmetrical processing of horizontal crossbar (opening around vertical axis)



OTVARANJE OKO SREDIŠNJE OSE

Obrada profila krila FT-0210

-simetrična obrada okomica (otvaranje oko vodoravne ose)

-simetrična obrada vodoravnica (otvaranje oko okomite ose)

OPENING AROUND MIDDLE AXIS

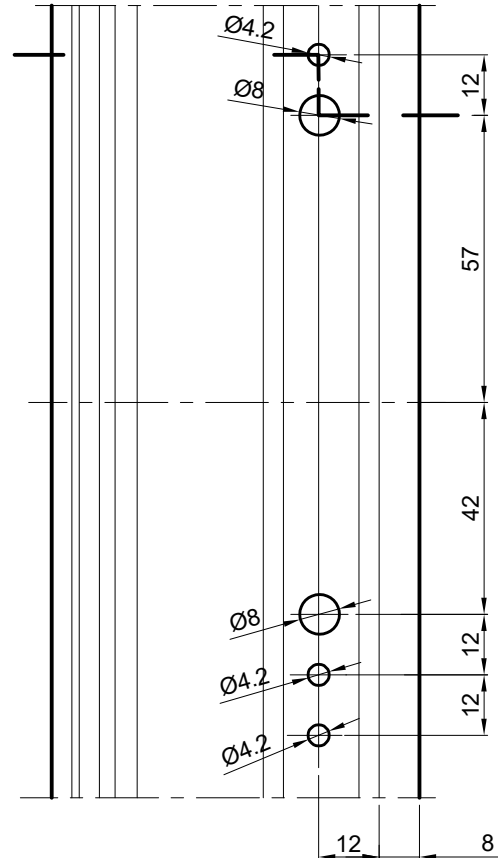
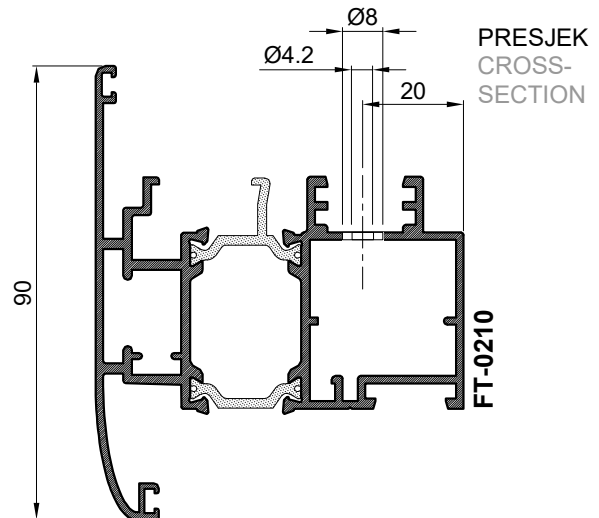
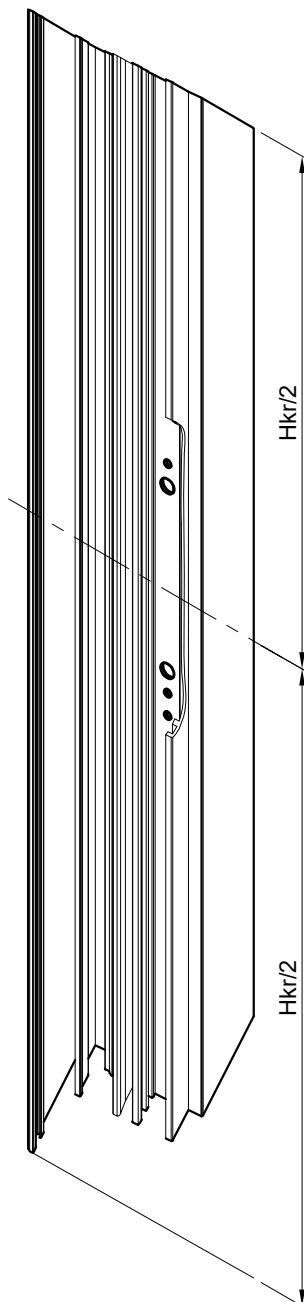
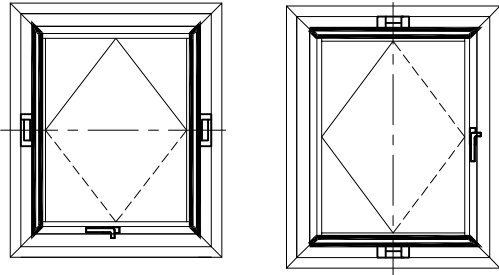
Processing profile sash FT-0210

-symetrical processing of vertical crossbar

(opening around horizontal axis)

-symetrical processing of horizontal crossbar

(opening around vertical axis)



OTVARANJE OKO SREDIŠNJE OSE

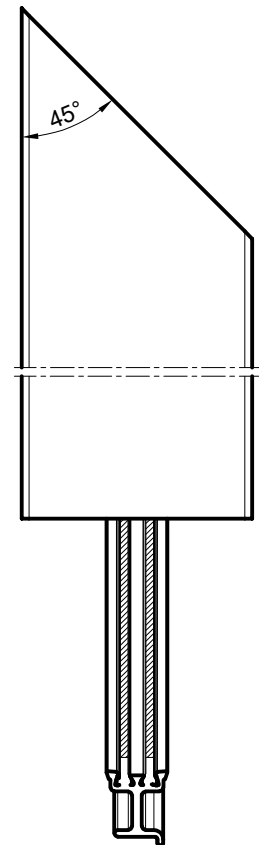
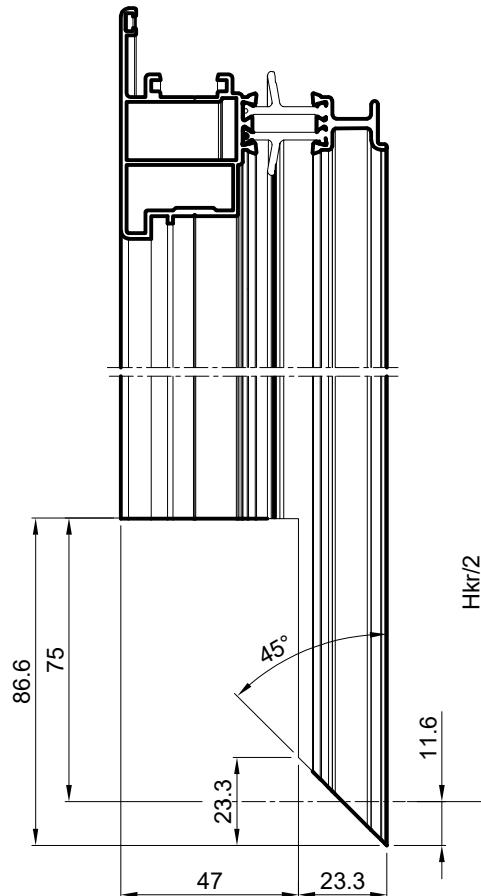

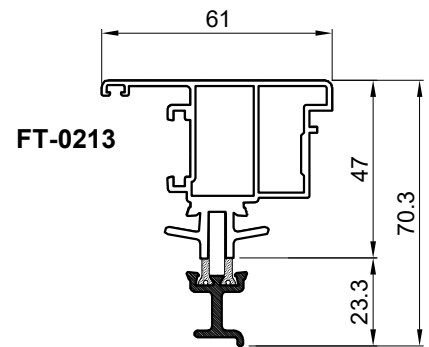
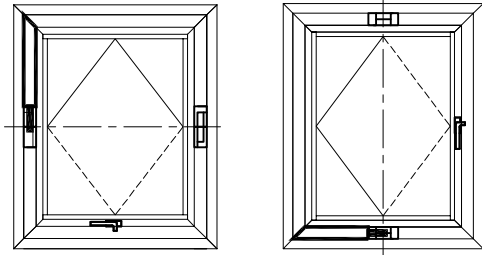
Obrada profila FT-0213

- fiksira se za okvir krila prozora, gore lijevo (otvaranje oko vodoravne ose)
- fiksira se za okvir krila prozora, dolje lijevo (otvaranje oko okomite ose)

OPENING AROUND MIDDLE AXIS

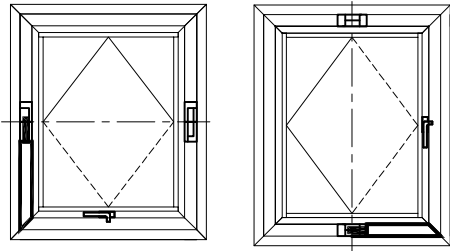
Processing of profile FT-0213

- it is fixed for the sash frame of the window, top left
(opening around horizontal axis)
- it is fixed to the sash frame of the window, down left
(opening around vertical axis)



OTVARANJE OKO SREDIŠNJE OSE

Obrada profila FT-0213



-fiksira se za okvir rama prozora, dolje lijevo (otvaranje oko vodoravne ose)

-fiksira se za okvir rama prozora, dolje desno (otvaranje oko okomite ose)

OPENING AROUND MIDDLE AXIS

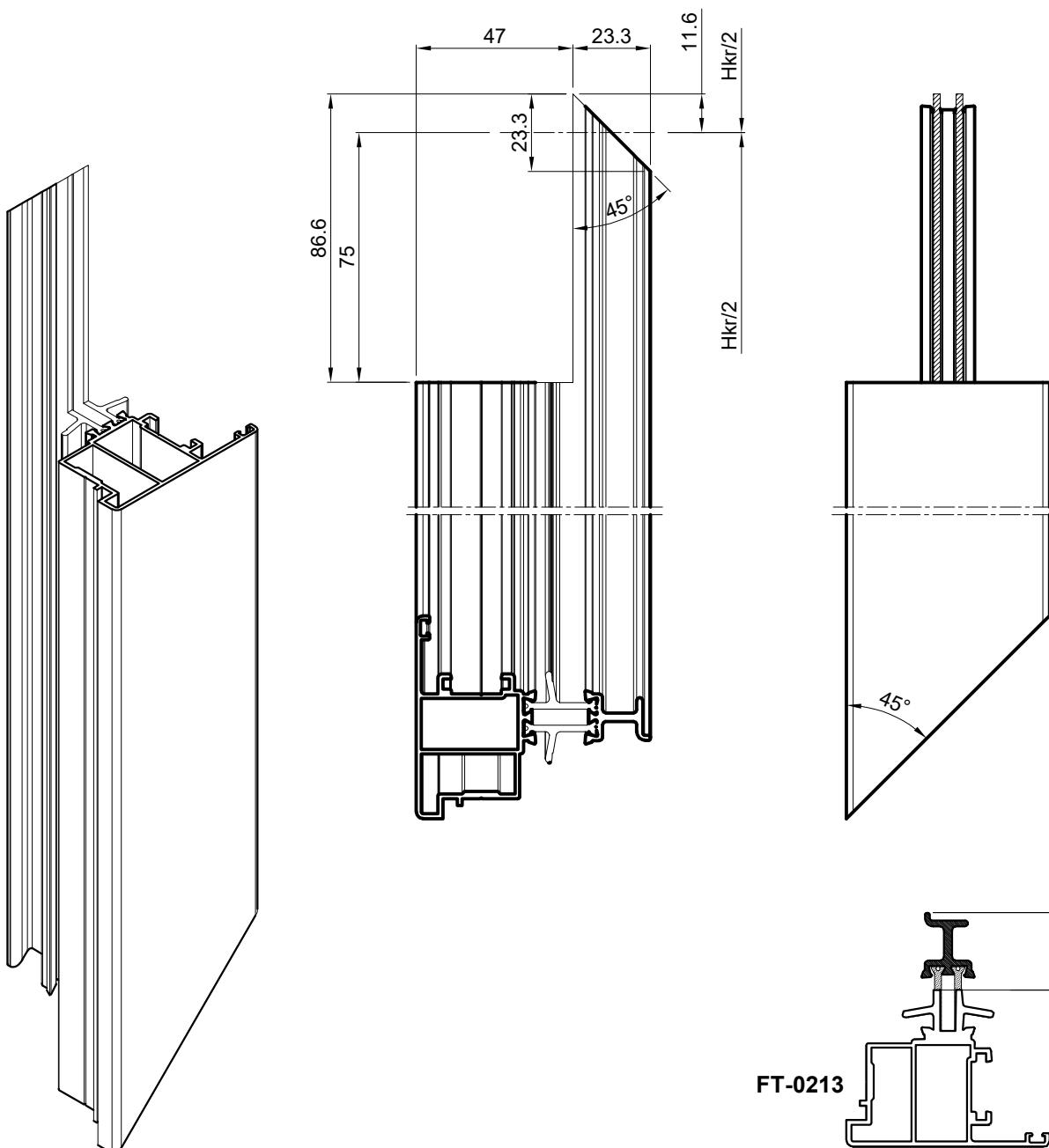
Processing of profile FT-0213

-it is fixed for the sash frame of the window, down left

(opening around horizontal axis)

-it is fixed to the sash frame of the window, down right

(opening around vertical axis)



OTVARANJE OKO SREDIŠNJE OSE

Obrada profila FT-0213

-fiksira se za okvir rama prozora, gore desno (otvaranje oko vodoravne ose)

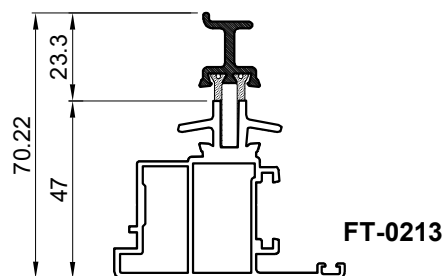
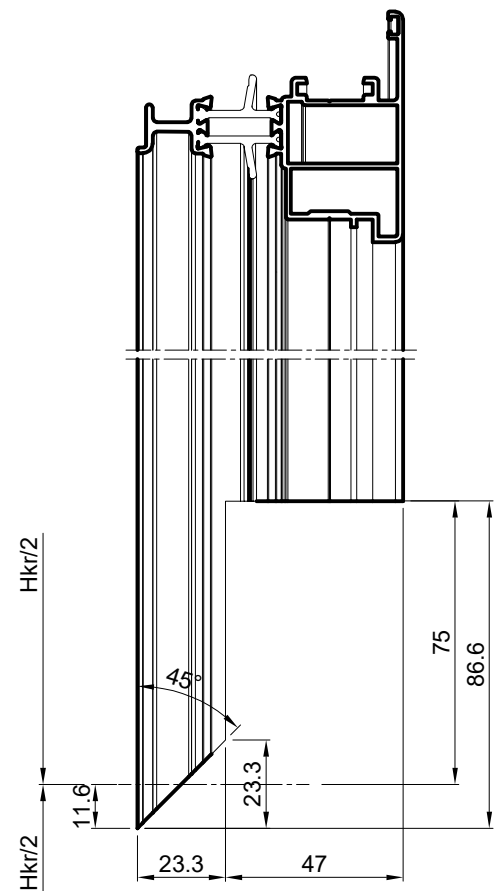
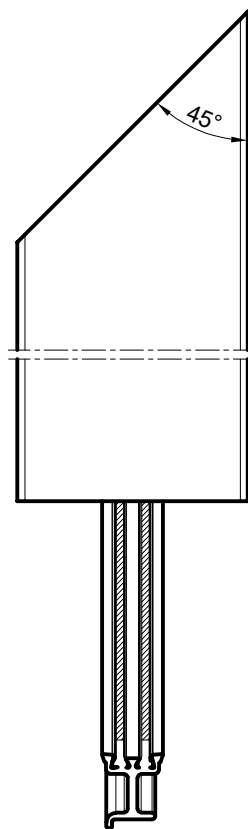

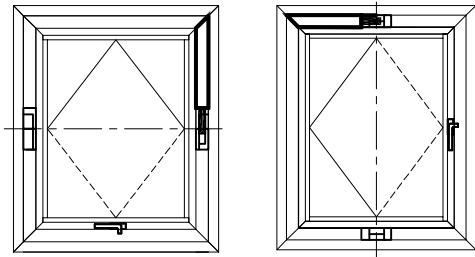
-fiksira se za okvir rama prozora, gore lijevo (otvaranje oko okomite ose)

OPENING AROUND MIDDLE AXIS

Processing of profile FT-0213

-it is fixed for the sash frame of the window, top right
(opening around horizontal axis)

-it is fixed to the sash frame of the window, top left
(opening around vertical axis)



FT-0213

OTVARANJE OKO SREDIŠNJE OSE

Obrada profila FT-0213

-fiksira se za okvir rama prozora, dolje desno (otvaranje oko vodoravne ose)

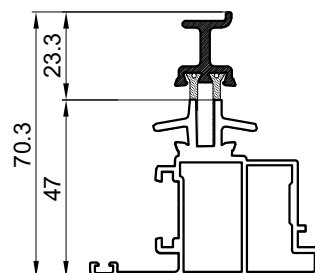
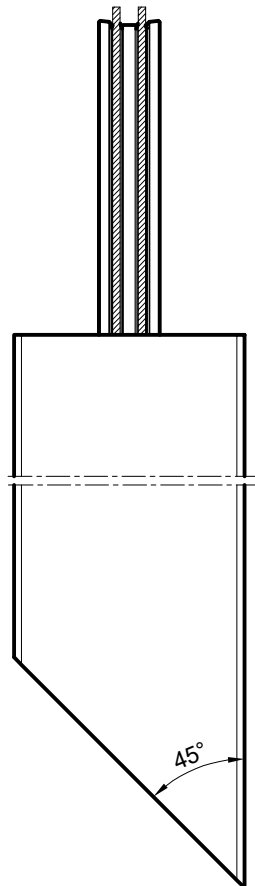

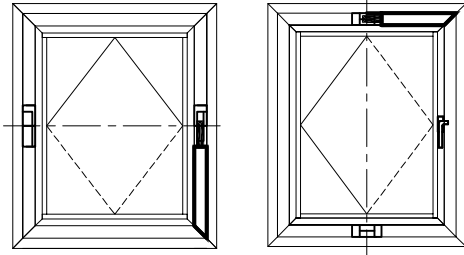
-fiksira se za okvir rama prozora, gore desno (otvaranje oko okomite ose)

OPENING AROUND MIDDLE AXIS

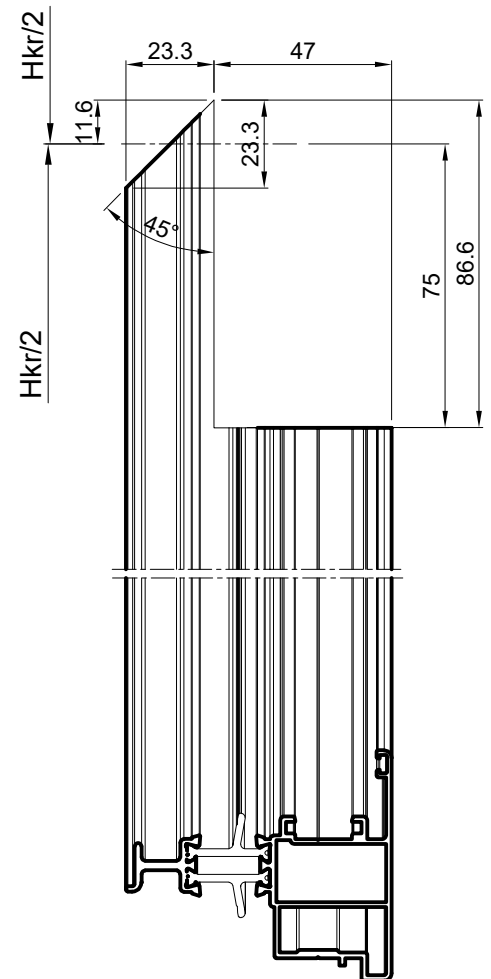
Processing of profile FT-0213

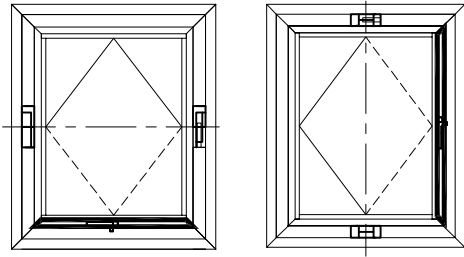
-it is fixed for the sash frame of the window, down right
(opening around horizontal axis)

-it is fixed to the sash frame of the window, top right
(opening around vertical axis)



FT-0213





OTVARANJE OKO SREDIŠNJE OSE

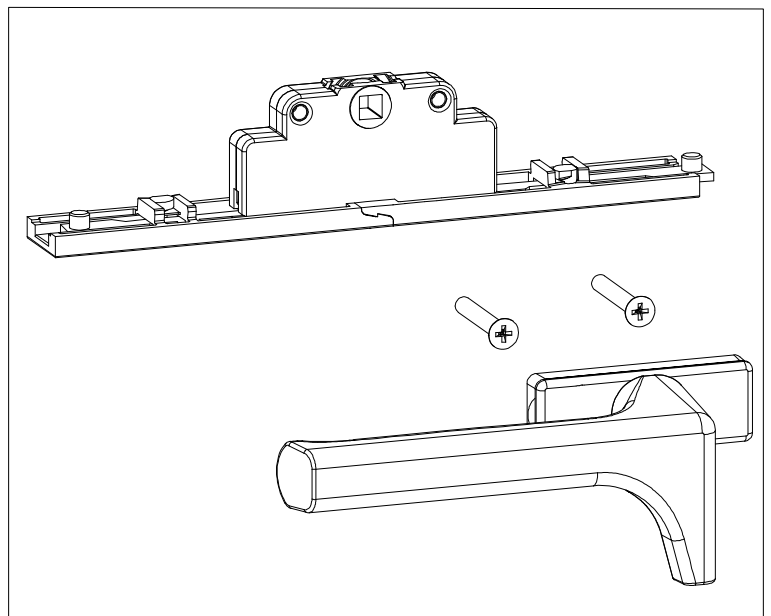
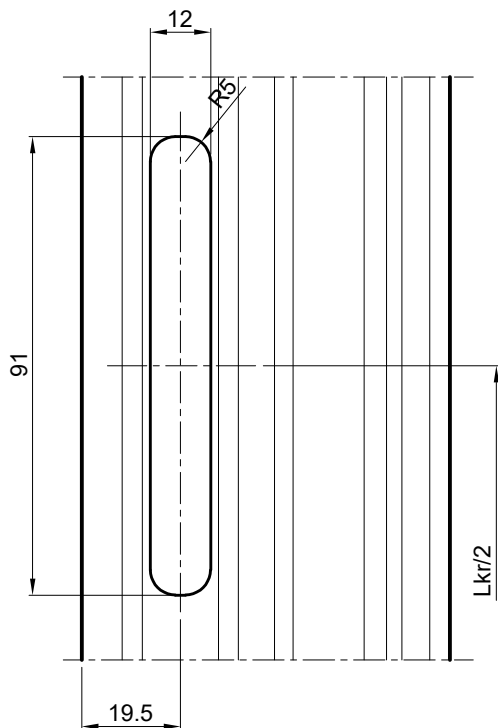
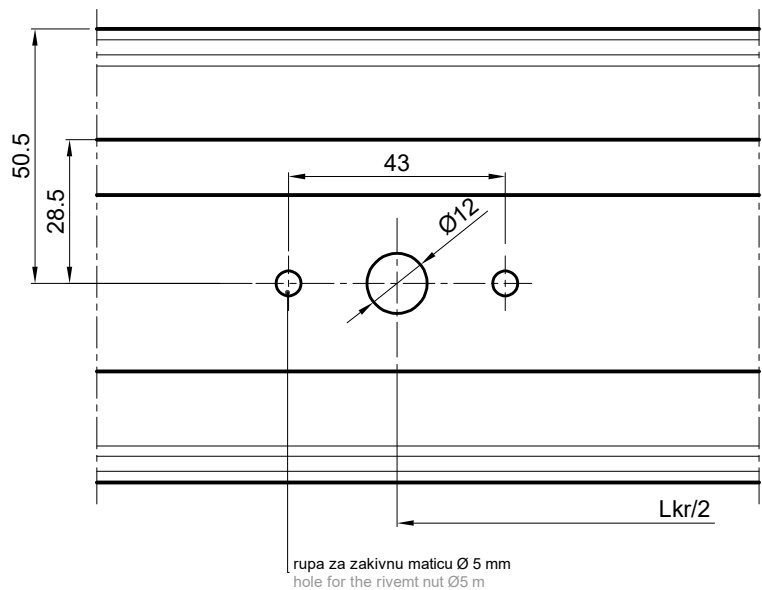
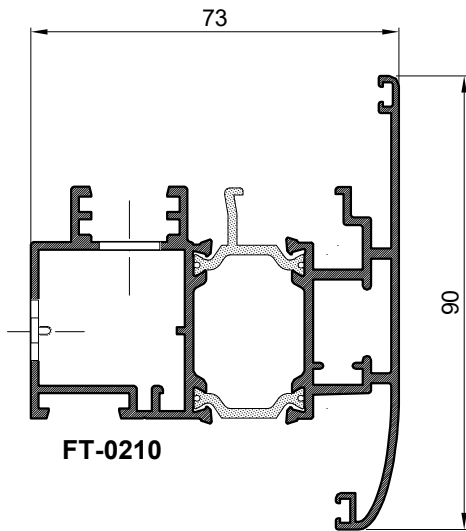
Obrada profila krila FT-0210

-za ugradnju pogonskog mehanizma i ručke
u art.142.011 i 142.042

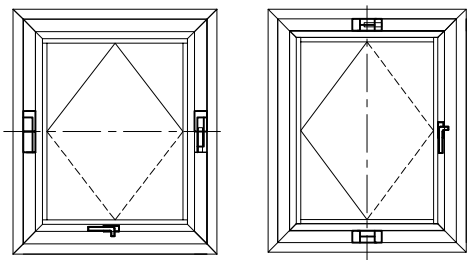
OPENING AROUND MIDDLE AXIS

Processing of sash profile FT-0210

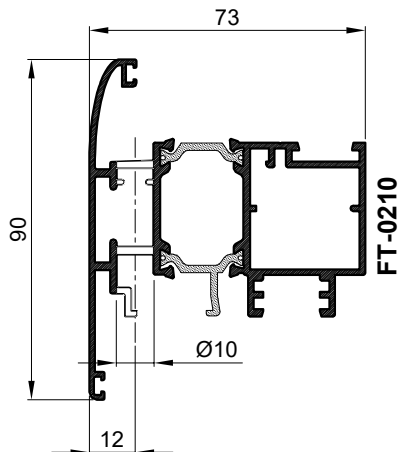
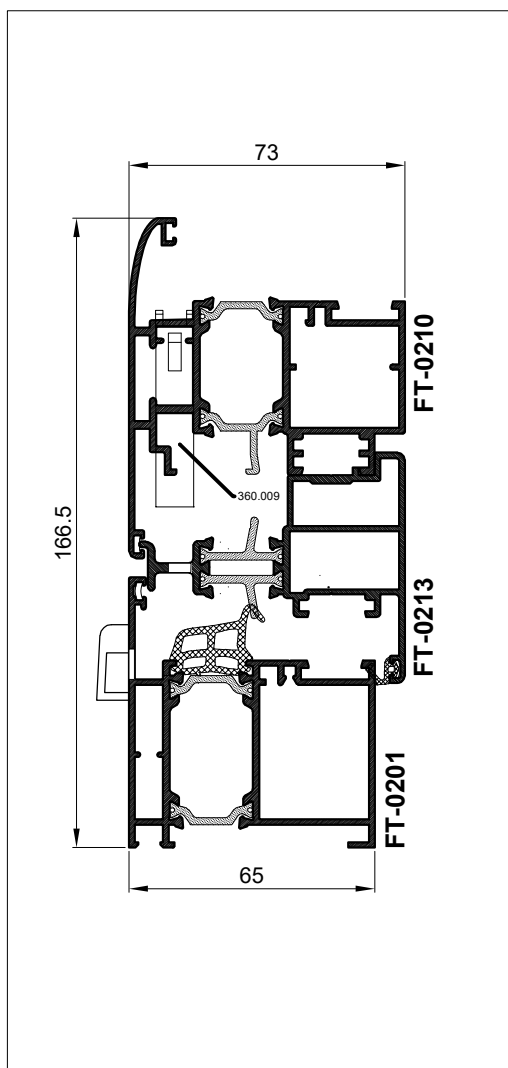
-for installation of driving mechanism and handle
in art.142.011 and 142.042



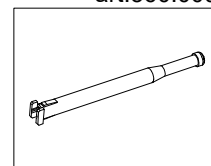
OTVARANJE OKO SREDIŠNJE OSE ODVOD KAPLJEVINA IZ PROZORA OPENING AROUND MIDDLE AXIS DRAINAGE FROM THE WINDOW



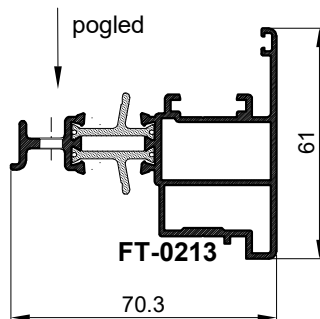
Obrada profila krila FT-0210
-za ugradnju monodrain cjevčice 360.009
-rupa Ø10, svakih 400 mm (dva po krilu), 100 mm od kraja
Processing of sash profile FT-0210
-for installation of monodrain tubular art.360.009
-hole Ø10, every 400 mm (two on sash), 100 mm from end



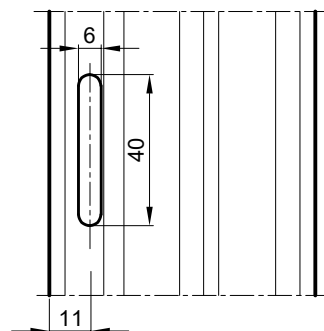
art.360.009



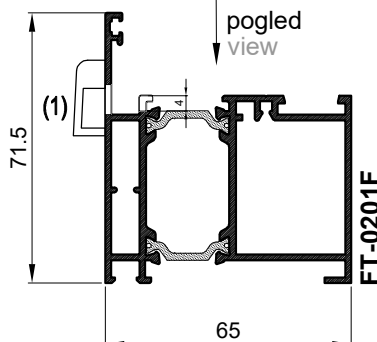
Obrada profila FT-0213
-obrada svakih 400 mm, 100 mm od kraja
Processing profile FT-0213
-punch every 400 mm, 100 mm from end



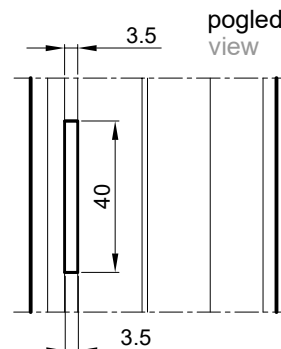
pogled
view

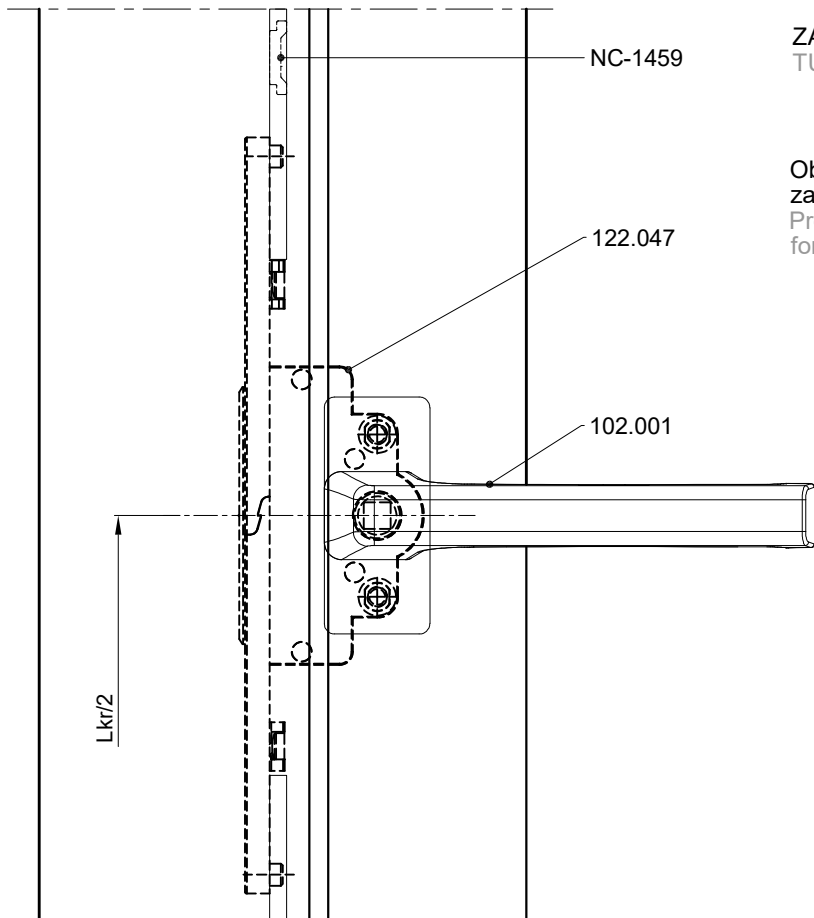


Obrada profila FT-0201
-obrada svakih 400 mm, 100 mm od kraja
-obrada (1) - prema katalogu
Processing profile FT-0201
-punch every 400 mm, 100 mm from end
-punch (1) - as per catalog



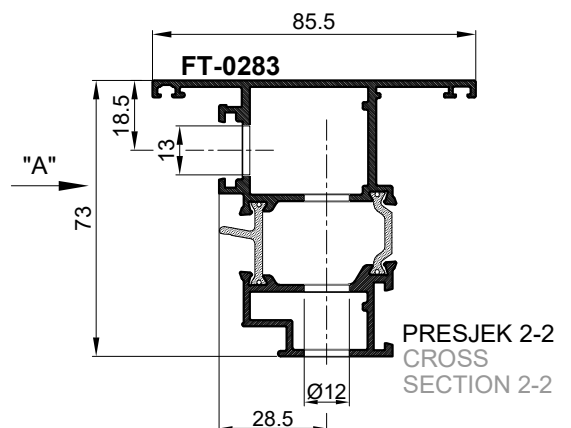
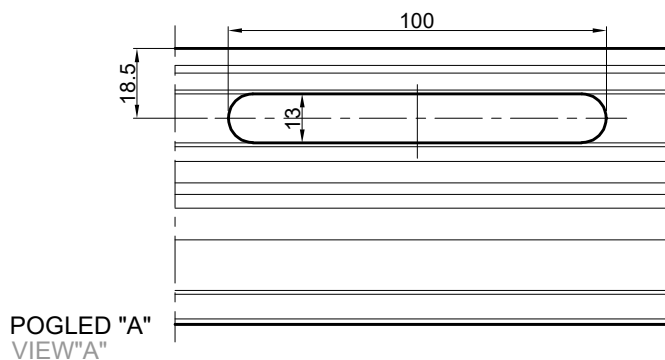
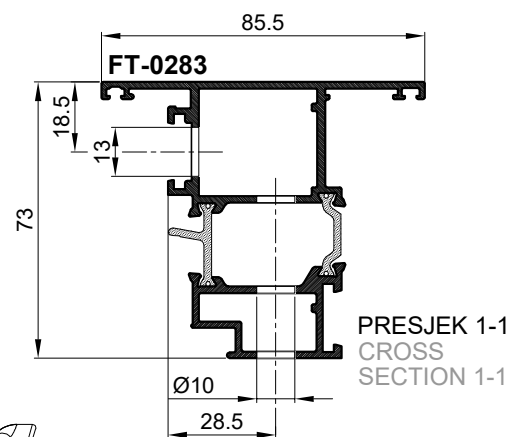
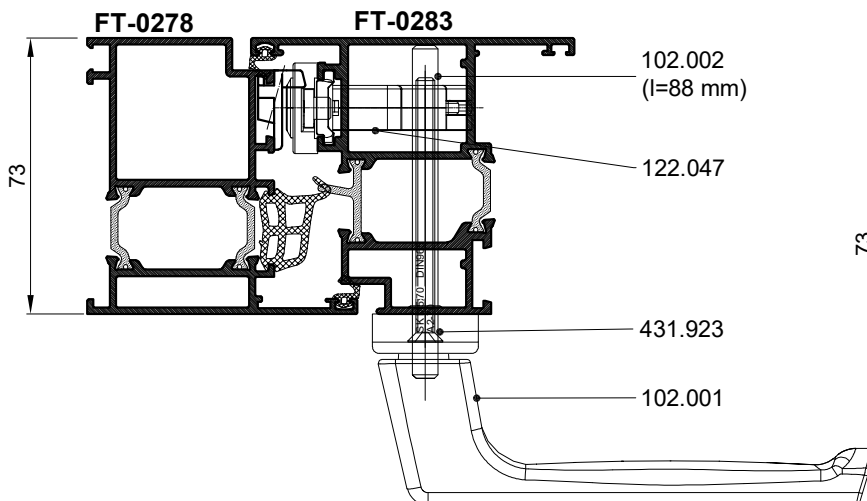
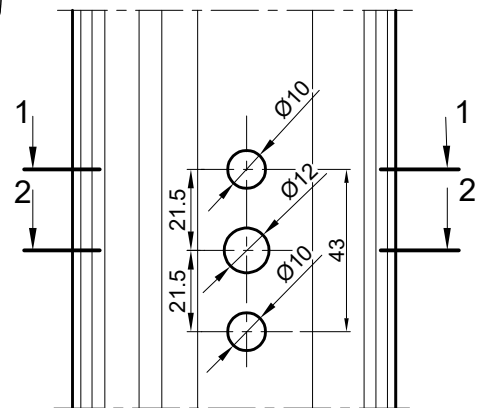
pogled
view



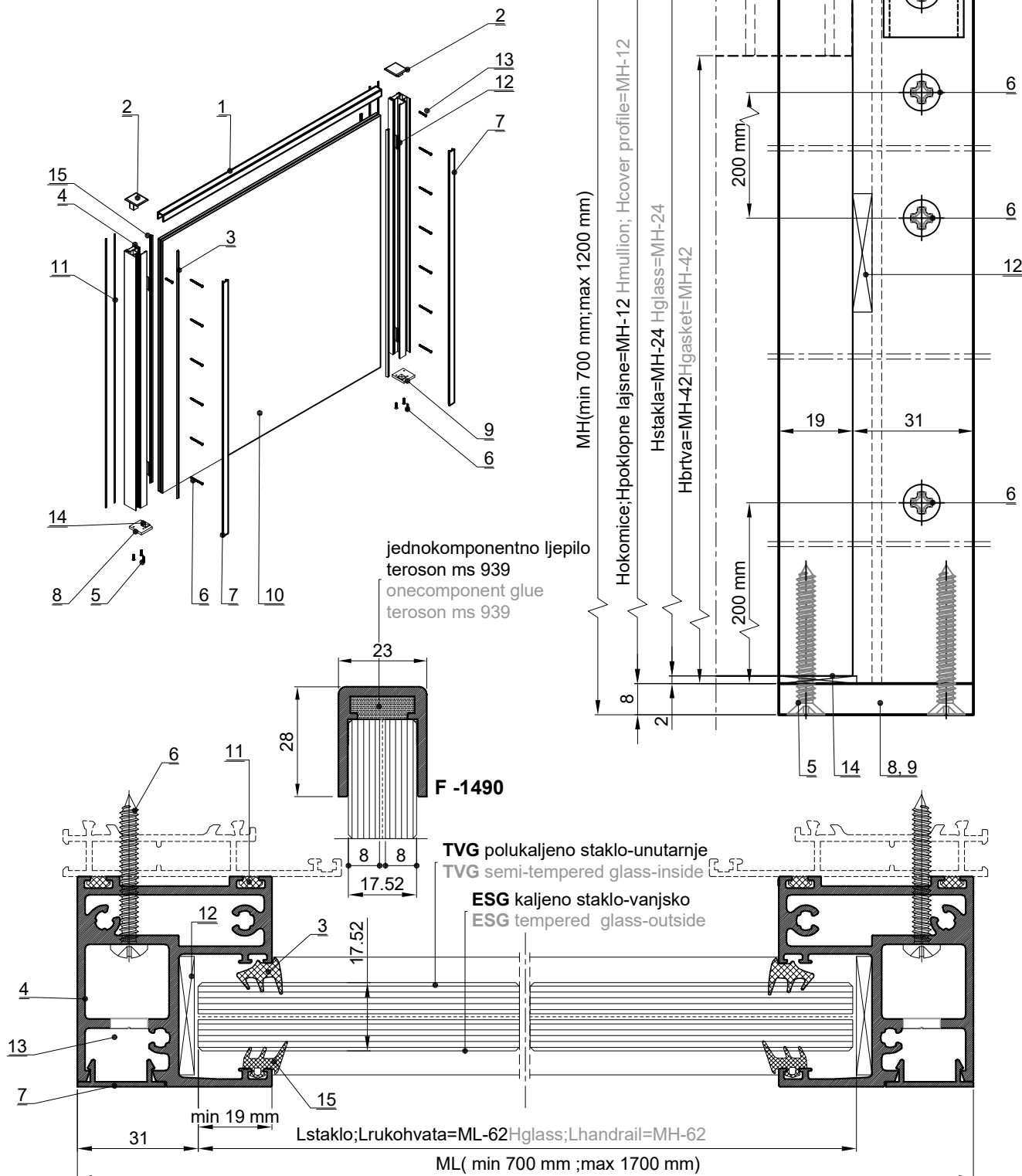


ZAOKRETNI PROZOR, OTVARANJE VANI
TURN WINDOW, OUTSIDE OPENING

Obrada profila FT-0283
za ručku i pogonski mehanizam
Profile processing FT-0283
for handle and drive mechanism



MONTAŽA FRANCUSKOG BALKONA, staklo 88.4 FRENCH BALCONY INSTALLATION, glass 88.4



- 1 - profil rukohvata F-1490
- 1 - handrail profile F-1490
- 2 - PVC čep 373.054
- 2 - PVC cover cap 373.054
- 3 - brtva 311.007
- 3 - gasket 311.007
- 4 - profil okomice F-1569
- 4 - french balcony profile F-1569

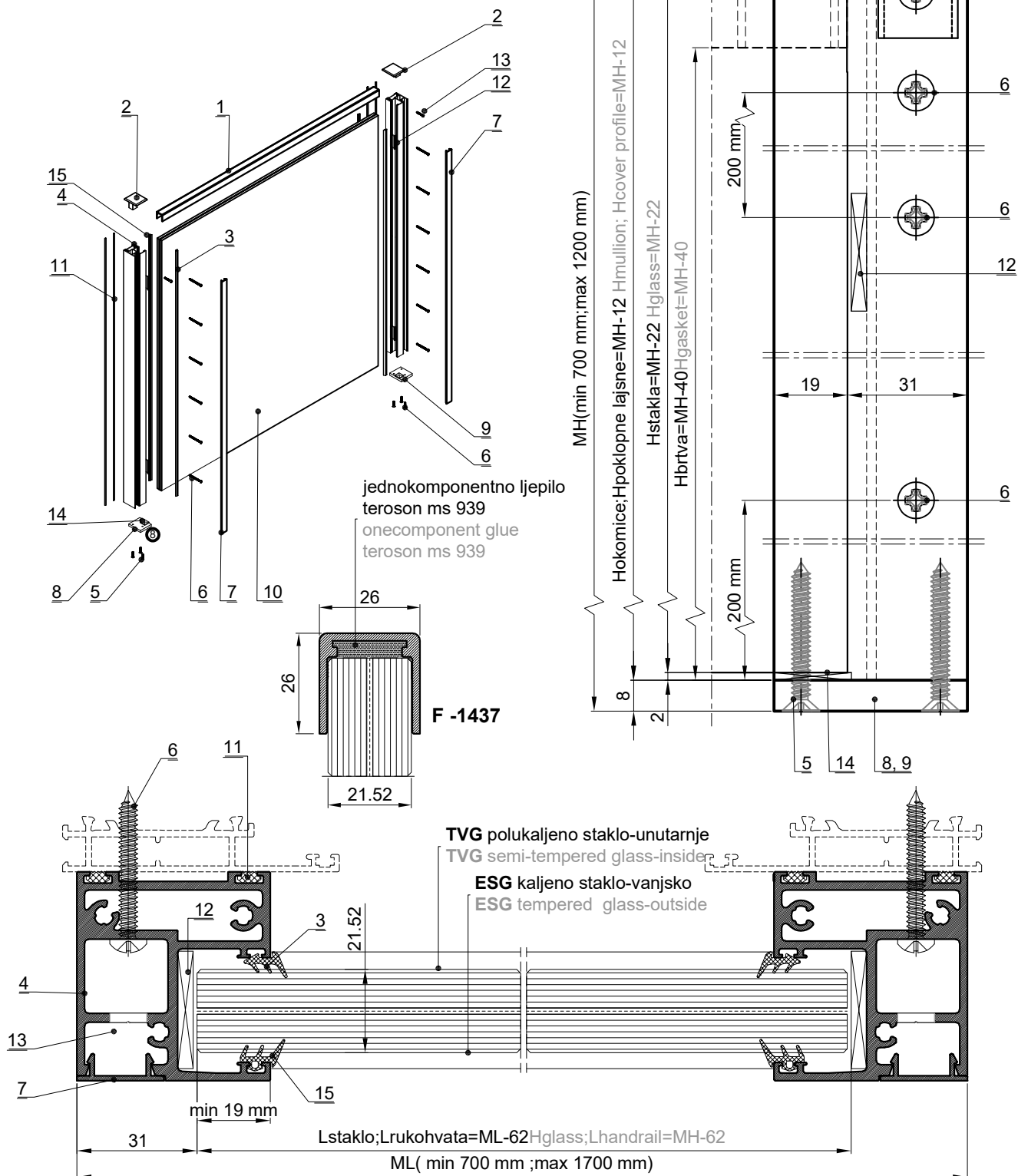
- 5 - 433.134 (6 komada)
- 5 - 433.134 (6 pieces)
- 6 - 433.048 (svakih 200 mm)
- 6 - 433.048 (every 200 mm)
- 7 - poklopna lajsna F-0826
- 7 - cover profile F-0826
- 8 - nosiva pločica lijeva 391.148
- 8 - glass support left 391.148

- 9 - nosiva pločica desna 391.149
- 9 - glass support right 391.149
- 10 - staklo 88.4 Kaljeno lamistal
- 10 - glass 88.2 toughened laminated
- 11 - brtva 340.055
- 11 - gasket 340.055
- 12 - PVC distancer 100x30x4 mm*
- 12 - PVC packer 100x30x4 mm*

- 13 - 433.046 (za PVC čep)
- 13 - 433.046 (for PVC cover cap)
- 14 - PVC distancer 20x20x2 mm*
- 14 - PVC packer 20x20x2 mm*
- 15 - brtva 321.003
- 15 - gasket 321.003

* - ne prodaje FEAL
* - not sold by FEAL

MONTAŽA FRANCUSKOG BALKONA, staklo 1010.4 FRENCH BALCONY INSTALLATION, glass 1010.4



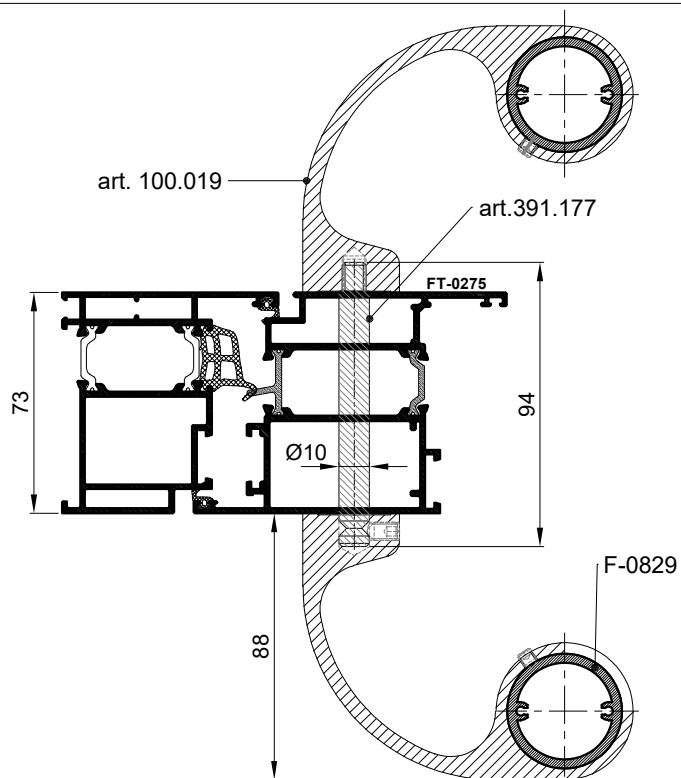
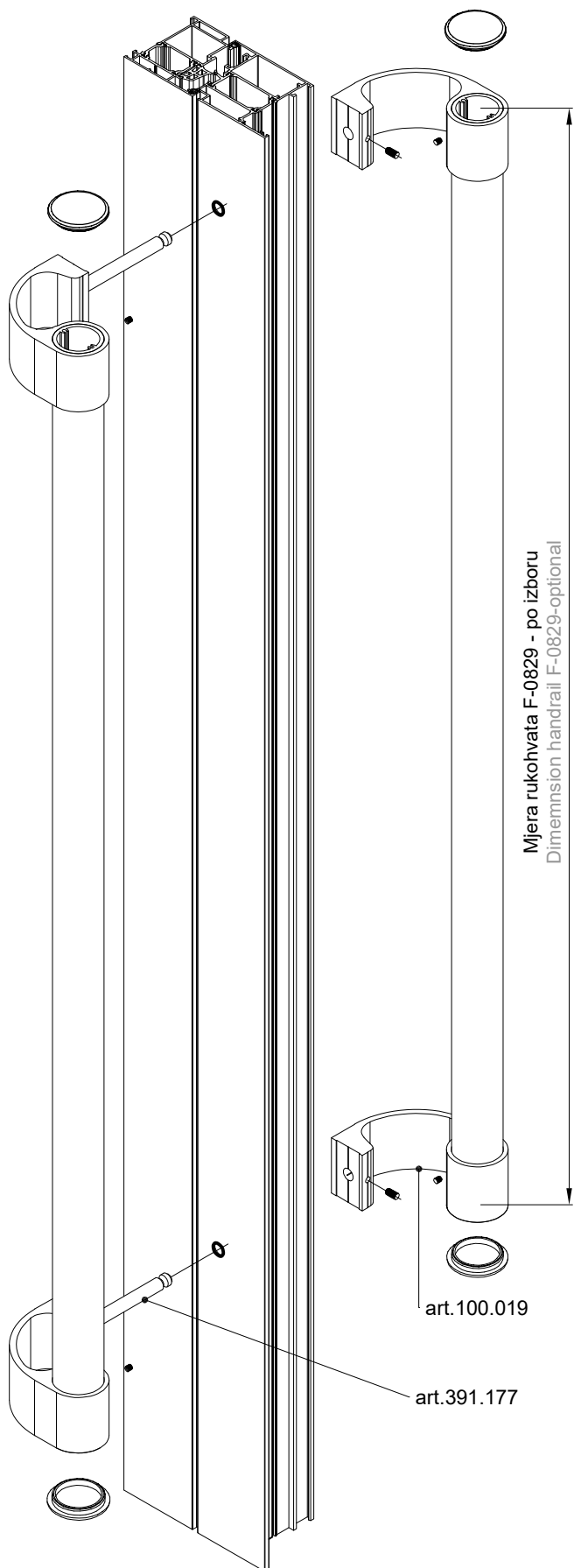
- 1 - profil rukohvata F-1490
- 1 - handrail profile F-1490
- 2 - PVC čep 373.054
- 2 - PVC cover cap 373.054
- 3 - brtva 311.001
- 3 - gasket 311.001
- 4 - profil okornice F-1569
- 4 - french balcony profile F-1569

- 5 - 433.134 (6 komada)
- 5 - 433.134 (6 pieces)
- 6 - 433.048 (svakih 200 mm)
- 6 - 433.048 (every 200 mm)
- 7 - poklopna lajsna F-0826
- 7 - cover profile F-0826
- 8 - nosiva pločica lijeva 391.148
- 8 - glass support left 391.148

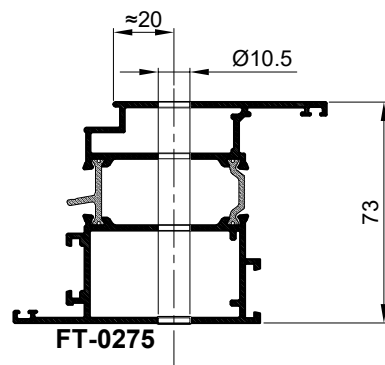
- 9 - nosiva pločica desna 391.149
- 9 - glass support right 391.149
- 10 - staklo 1010.4 Kaljeno lamistal
- 10 - glass 88.2 toughened laminated
- 11 - brtva 340.055
- 11 - gasket 340.055
- 12 - PVC distancer 100x30x4 mm*
- 12 - PVC packer 100x30x5 mm*

- 13 - 433.046 (za PVC čep)
- 13 - 433.046 (for PVC cover cap)
- 14 - PVC distancer 20x20x2 mm*
- 14 - PVC packer 20x20x2 mm*
- 15 - brtva 321.002
- 15 - gasket 321.002

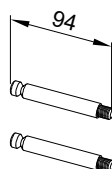
*- ne prodaje FEAL
*- not sold by FEAL



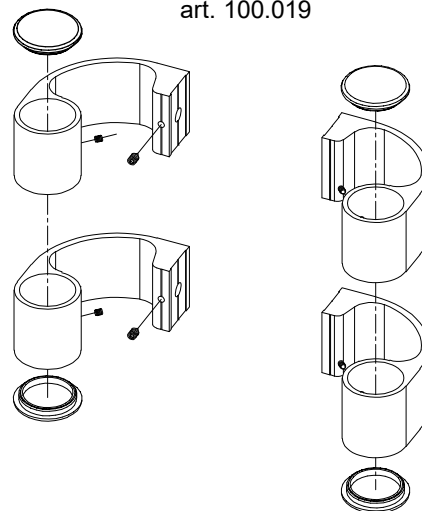
OBRADA PROFILA KRILA SASH PROFILE PROCESSING



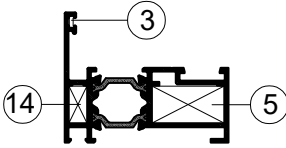
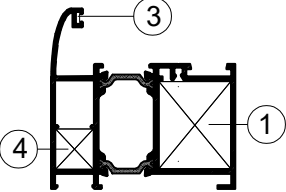
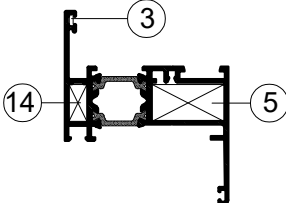
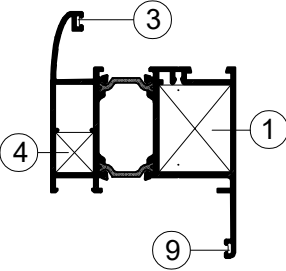
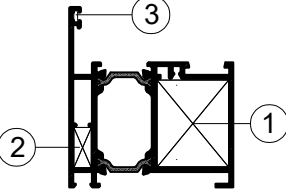
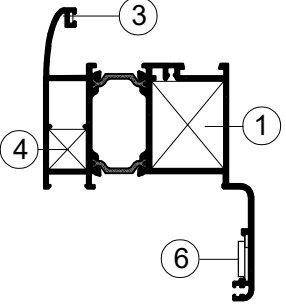
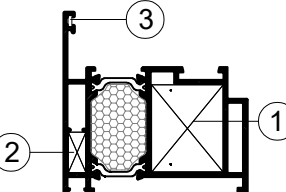
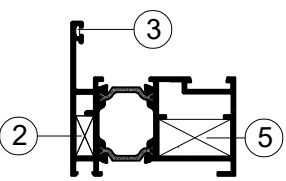
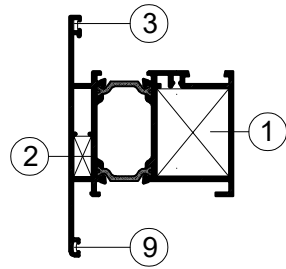
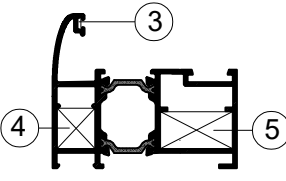
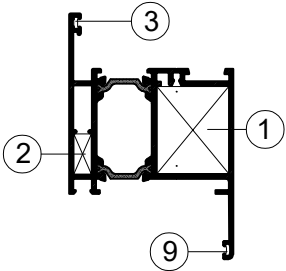
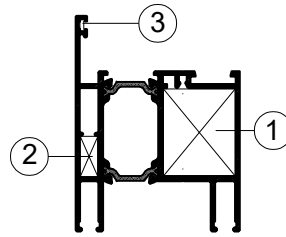
art. 391.177



art. 100.019



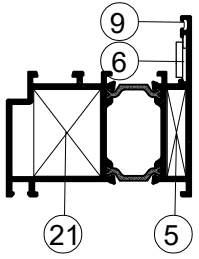
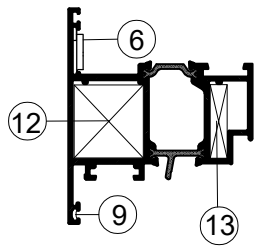
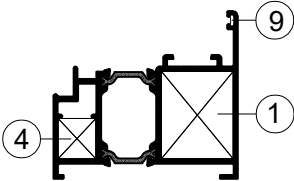
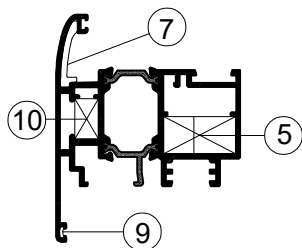
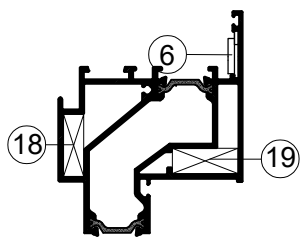
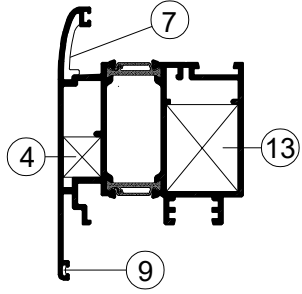
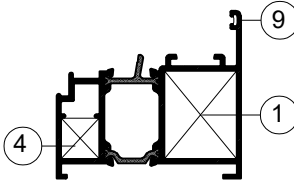
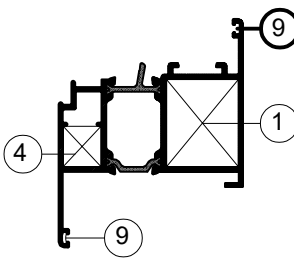
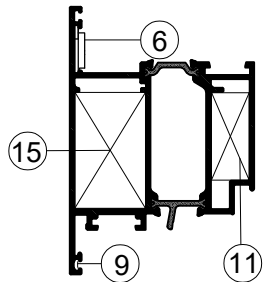
PRIKAZ KUTNIKA U PROFILIMA DISPLAY OF CORNER BRACKETS IN PROFILES

FT-0287		⑤	730.008	FT-0224		①	730.009
			710.450				710.059
			710.458				710.072
			731.001				710.454
			710.503				710.459
		③	730.002			③	730.002
FT-0298		⑤	730.008	FT-0229		①	730.009
			710.450				710.059
			710.458				710.072
			731.001				710.454
			710.503				710.459
		③	730.002			③	730.002
						⑨	730.001
FT-0201		①	730.009	FT-0249		①	730.009
			710.059				710.059
			710.072				710.072
			710.452				710.454
			730.002				710.459
		③				③	730.002
						⑥	730.001
FT-0274		①	730.009	FT-0233		⑤	730.008
			710.059				710.450
			710.072				710.458
			710.452				731.001
			730.002				710.452
		③				③	730.002
FT-0214		①	730.009	FT-0234		⑤	730.008
			710.059				710.450
			710.072				710.458
			710.452				731.001
			730.002				710.454
		③				④	710.459
		⑨	730.001			③	730.002
FT-0225		①	730.009	FT-0231		①	730.009
			710.059				710.059
			710.072				710.072
			710.452				710.452
			730.002				730.002
		③				③	
		⑨	730.001				

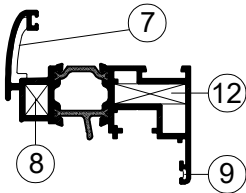
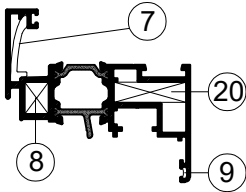
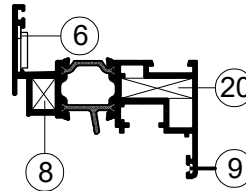
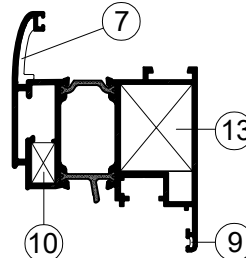
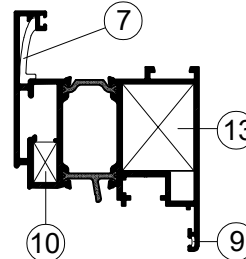
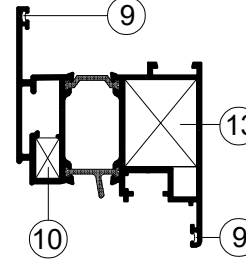
PRIKAZ KUTNIKA U PROFILIMA DISPLAY OF CORNER BRACKETS IN PROFILES

FT-0232			FT-0204		FT-0230		FT-0218		FT-0247		FT-0275		FT-0291
FT-0261			FT-0261		FT-0261		FT-0261		FT-0261		FT-0261		FT-0261
FT-0293			FT-0293		FT-0293		FT-0293		FT-0293		FT-0293		FT-0293
FT-0203			FT-0203		FT-0203		FT-0203		FT-0203		FT-0203		FT-0203
FT-0221			FT-0221		FT-0221		FT-0221		FT-0221		FT-0221		FT-0221
FT-0295			FT-0295		FT-0295		FT-0295		FT-0295		FT-0295		FT-0295

PRIKAZ KUTNIKA U PROFILIMA DISPLAY OF CORNER BRACKETS IN PROFILES

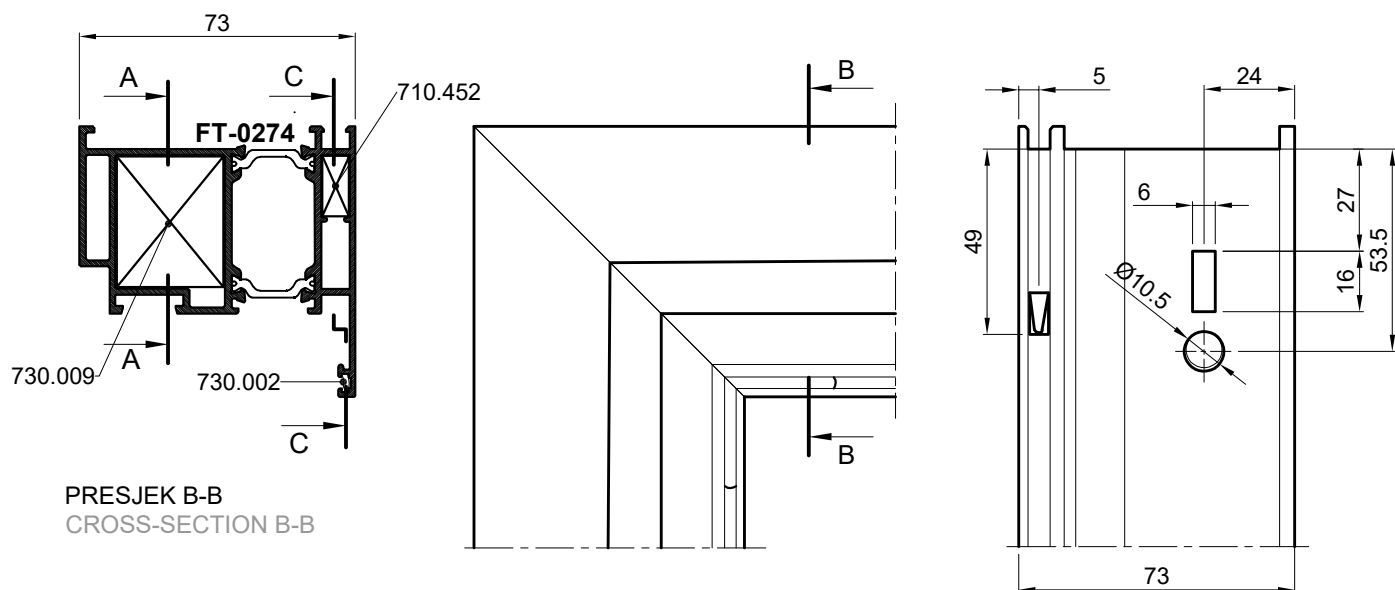
FT-0278		21	710.214	FT-0283		12	710.215
		5	710.189			13	710.216
		6	731.010			6	731.010
		9	730.001			9	730.001
FT-0220		1	710.059	FT-0210			730.008
			710.072			5	710.450
		4	710.454				710.458
			710.459			10	710.453
		9	730.001			7	730.005
FT-0290		18	725.705	FT-0219		13	710.059
			725.711				710.099
		19	725.712			4	710.454
			731.010				710.459
						7	730.005
FT-0202		1	710.059			9	730.001
			710.072				
		4	710.454				
			710.459				
		9	730.001				
FT-0215		1	710.059				
			710.072				
		4	710.454				
			710.459				
		9	730.001				
FT-0279		15	710.062				
			710.133				
		11	710.172				
		6	731.010				
		9	730.001				

PRIKAZ KUTNIKA U PROFILIMA DISPLAY OF CORNER BRACKETS IN PROFILES

FT-0236		12	710.461		
		8	710.443		
		7	730.005		
		9	730.001		
FT-0239		20	710.461		
		8	710.443		
		7	730.005		
		9	730.001		
FT-0296		20	710.461		
		8	710.443		
		9	730.001		
		6	731.010		
FT-0244		13	710.059		
			710.099		
		10	710.453		
		7	730.005		
		9	730.001		
FT-0246		13	710.059		
			710.099		
		10	710.453		
		7	730.005		
		9	730.001		
FT-1610		13	710.059		
			710.099		
		10	710.453		
		9	730.001		

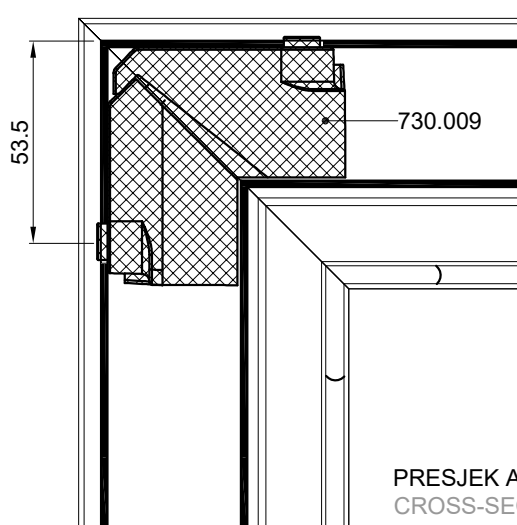
SPAJANJE PROFILA FT-0274 KUTNICIMA 730.009, 710.452

PROFILE CONNECTION FT-0274 WITH CORNER BRACKETS 730.009, 710.452



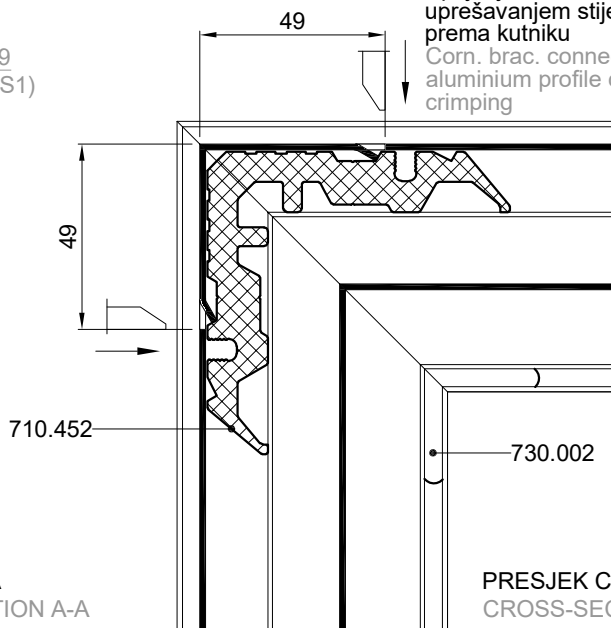
PRESJEK B-B
CROSS-SECTION B-B

Spajanje kutnikom 730.009 s
predobradom štanca - (štanca S1)
Conection with corner bracket 730.009
with punching preprocessing -(punch S1)

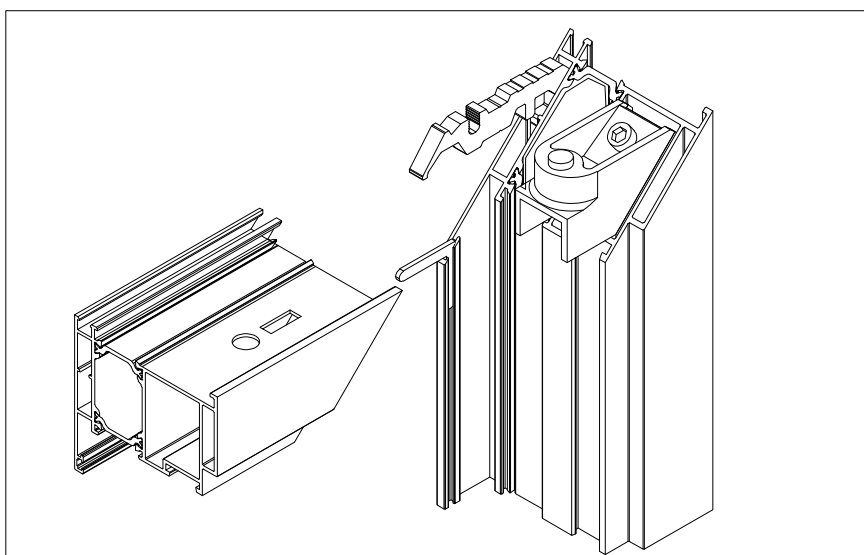


PRESJEK A-A
CROSS-SECTION A-A

Spajanje kutnikom 710.452
uprešavanjem stijenke profila
prema kutniku
Corn. brac. connection 710.452
aluminium profile corner
crimping

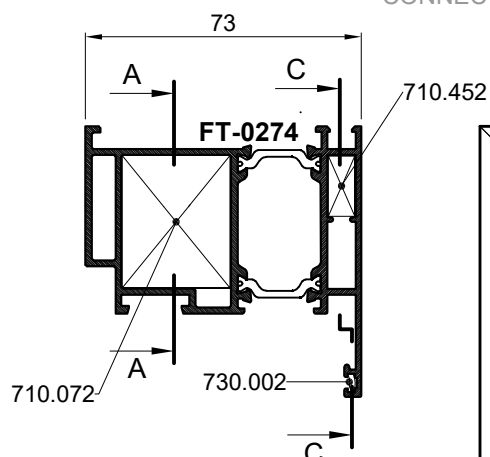


PRESJEK C-C
CROSS-SECTION C-C

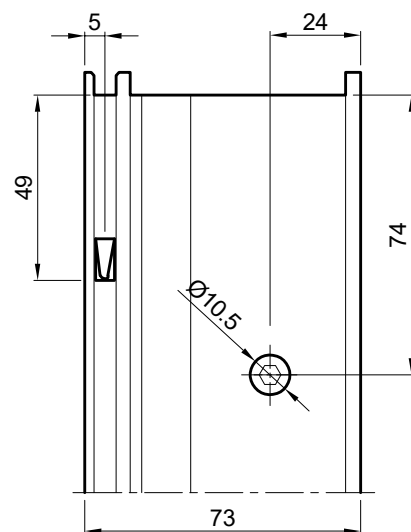
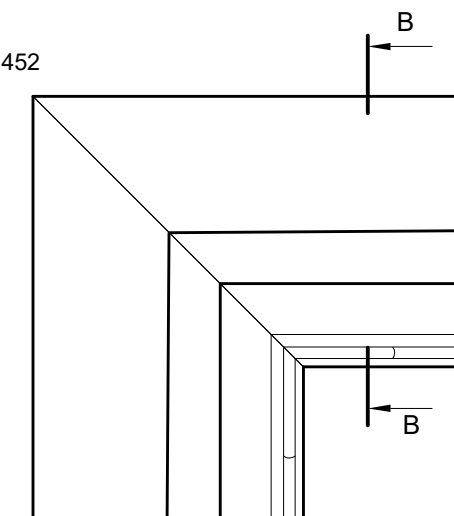


SPAJANJE PROFILA **FT-0274** KUTNICIMA 710.072, 710.452

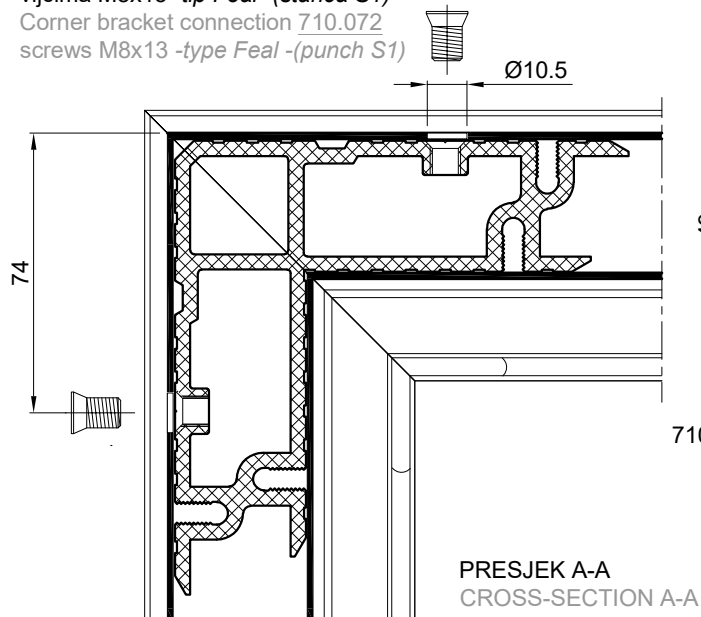
CONNECTION OF PROFILE **FT-0274** WITH CORNER BRACKETS 710.072, 710.452



PRESJEK B-B
CROSS-SECTION B-B

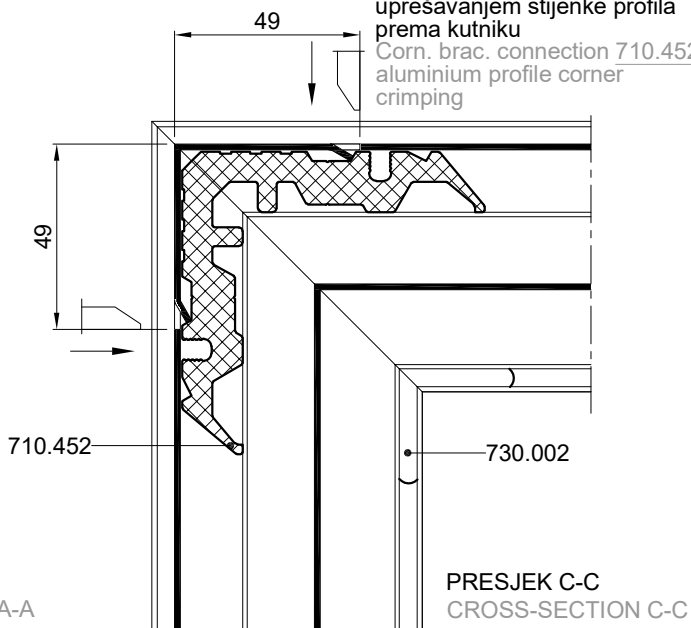


Spajanje kutnikom 710.072
vijcima M8x13 -tip Feal -(štanca S1)
Corner bracket connection 710.072
screws M8x13 -type Feal -(punch S1)

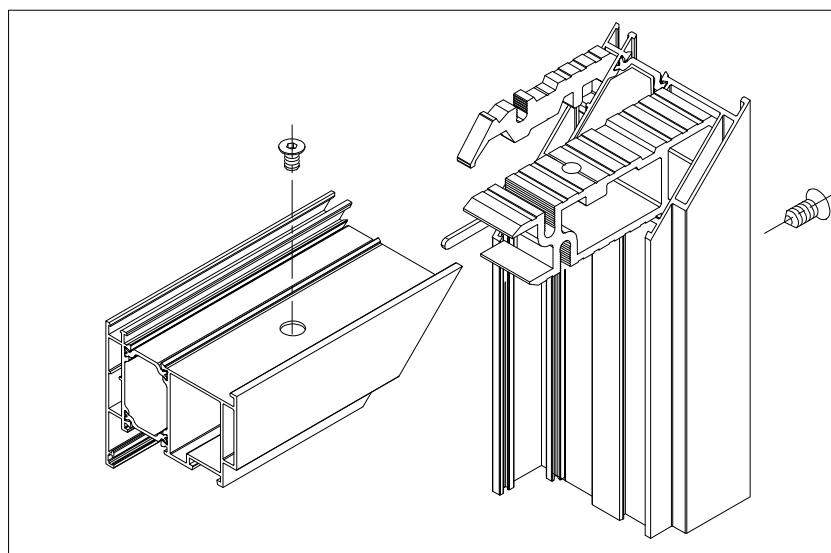


PRESJEK A-A
CROSS-SECTION A-A

Spajanje kutnikom 710.452
uprešavanjem stijenke profila
prema kutniku
Corn. brac. connection 710.452
aluminium profile corner
crimping

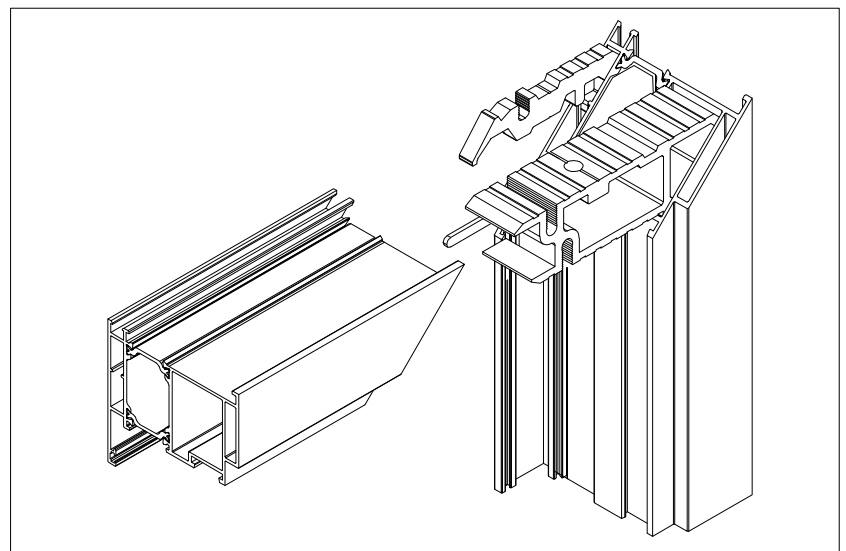
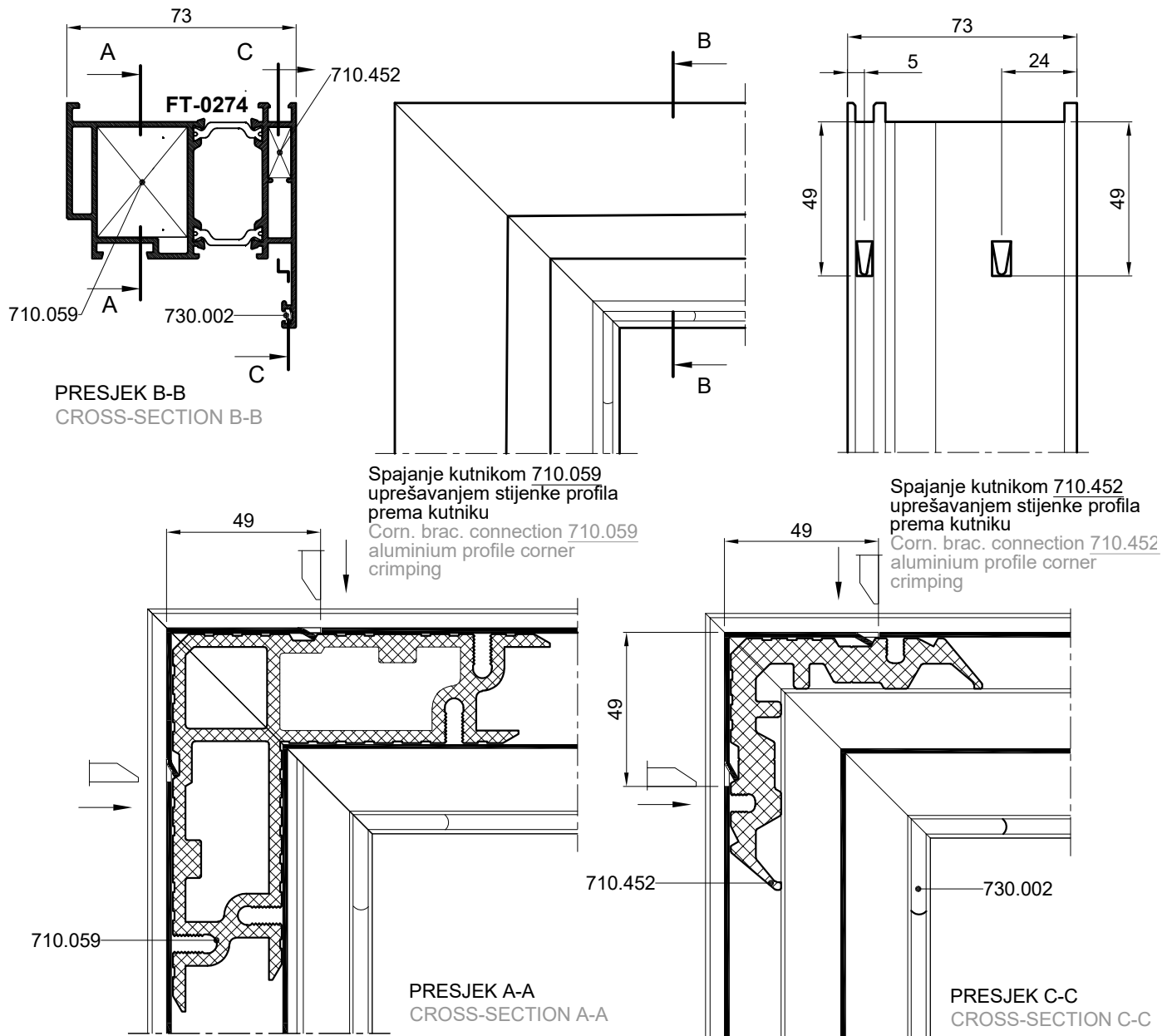


PRESJEK C-C
CROSS-SECTION C-C



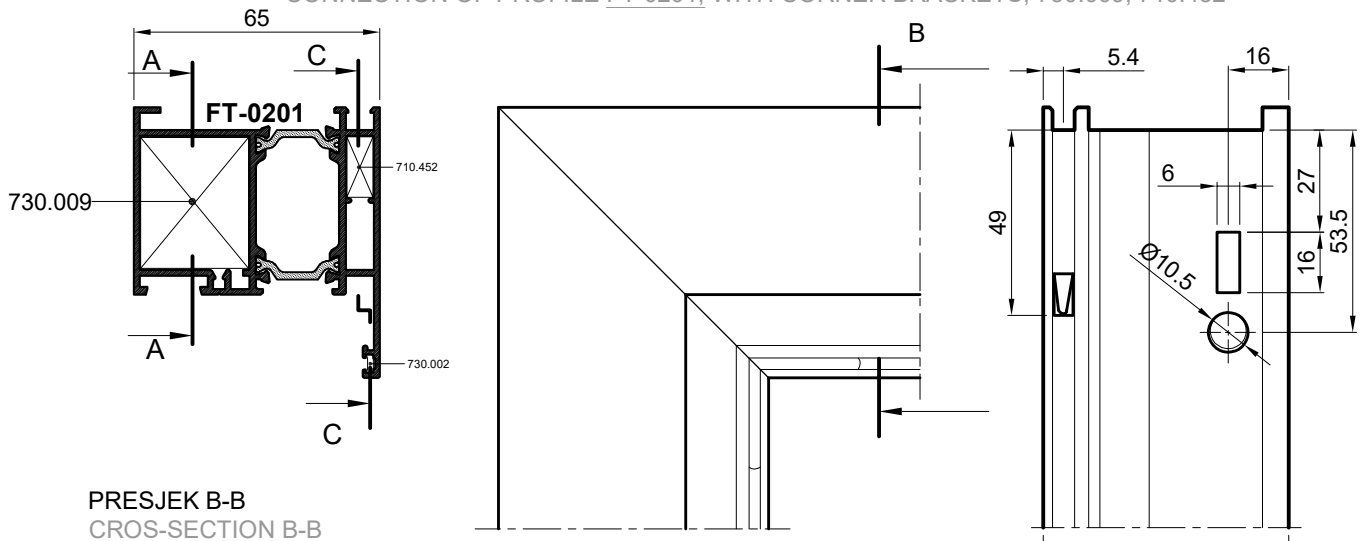
SPAJANJE PROFILA FT-0274 KUTNICIMA 710.059, 710.452

CONNECTION OF PROFILE FT-0274 WITH PROFILE 710.059, 710.452



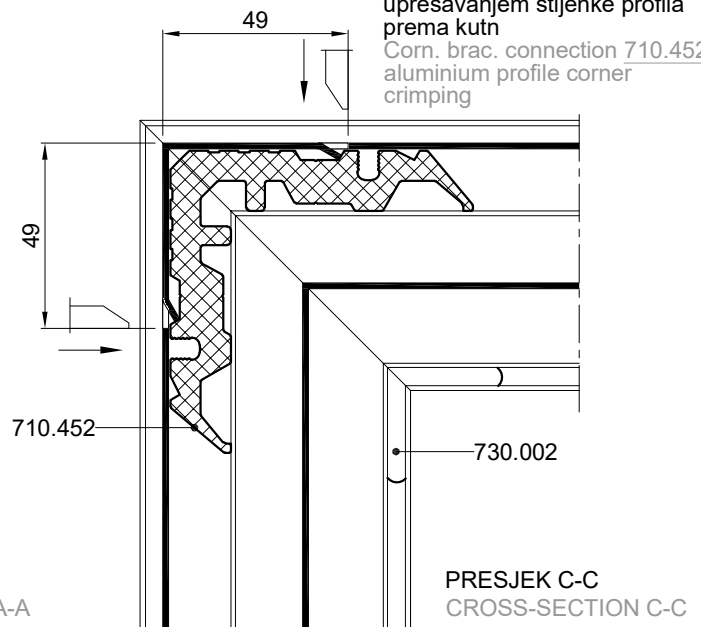
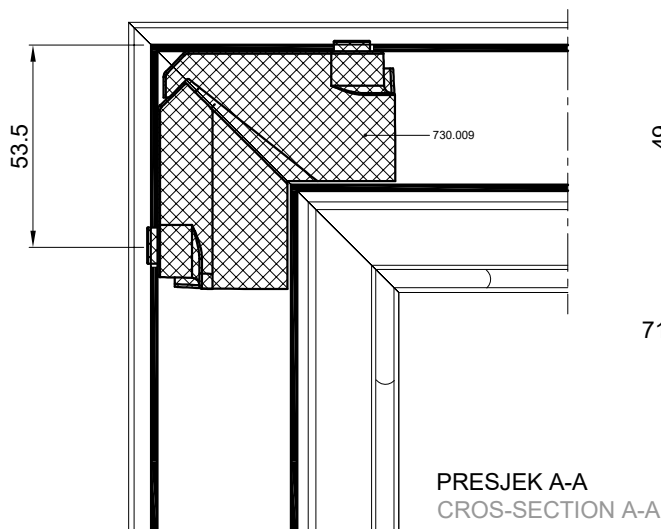
SPAJANJE PROFILA FT-0201; KUTNICIMA; 730.009, 710.452

CONNECTION OF PROFILE FT-0201; WITH CORNER BRACKETS; 730.009, 710.452



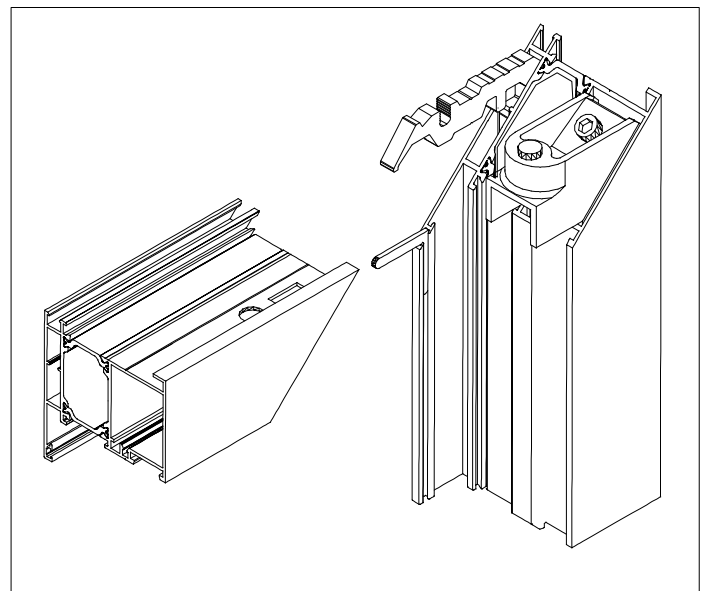
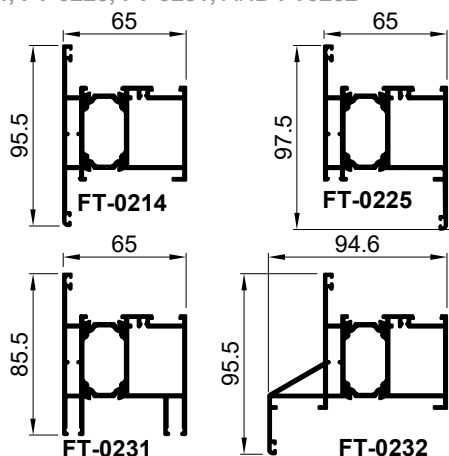
Spajanje kutnikom 730.009 s
predobradom štancanja - (štanca S1)
Conenction with corner bracket 730.009
with punching preprocessing - (punch S1)

Spajanje kutnikom 710.452
uprešavanjem stijenke profila
prema kutn
Corn. brac. connection 710.452
aluminium profile corner
crimping



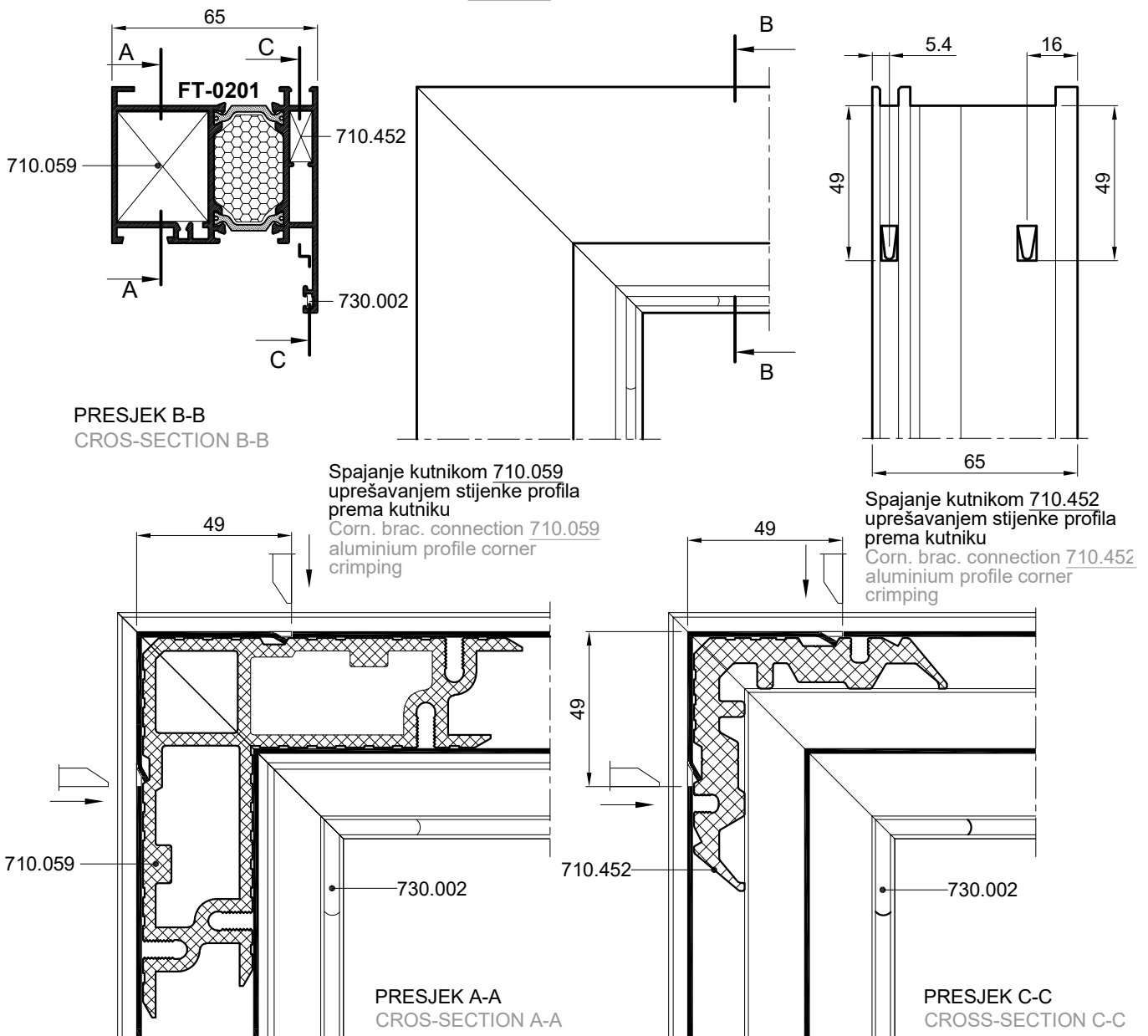
OVAJ RASPORED I NAČIN SPAJANJA KUTNICIMA
PRIMJENJIV JE I NA PROFILE RAMA: FT-0214, FT-0225,
FT-0231, i FT0232

THIS ARRANGEMENT AND BIDDING METHOD WITH CORNER
BRACKETS IS ALSO APPLICABLE FOR FRAME PROFILES
FT-0214, FT-0225, FT-0231, AND FT0232



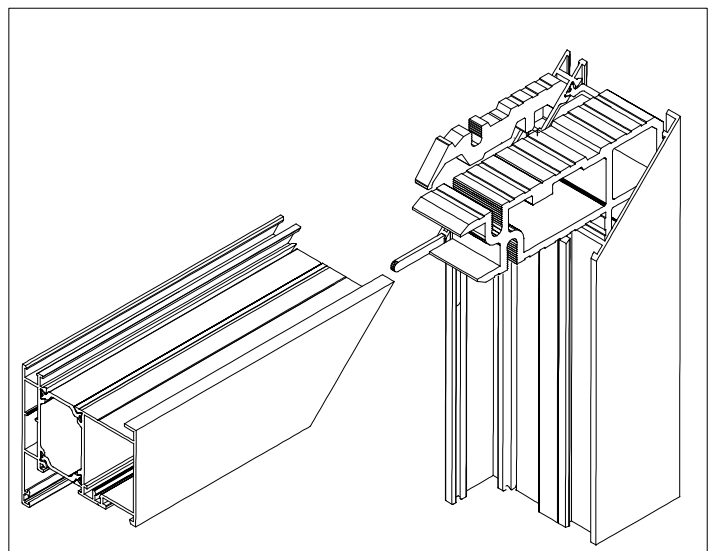
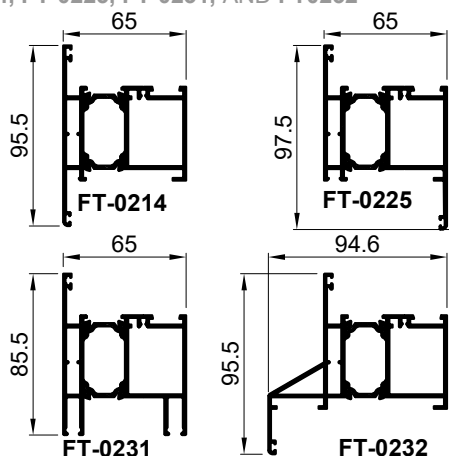
SPAJANJE PROFILA FT-0201; KUTNICIMA; 710.059, 710.452

CONNECTION OF PROFILE FT-0201; WITH CORNER BRACKETS; 710.059, 710.452



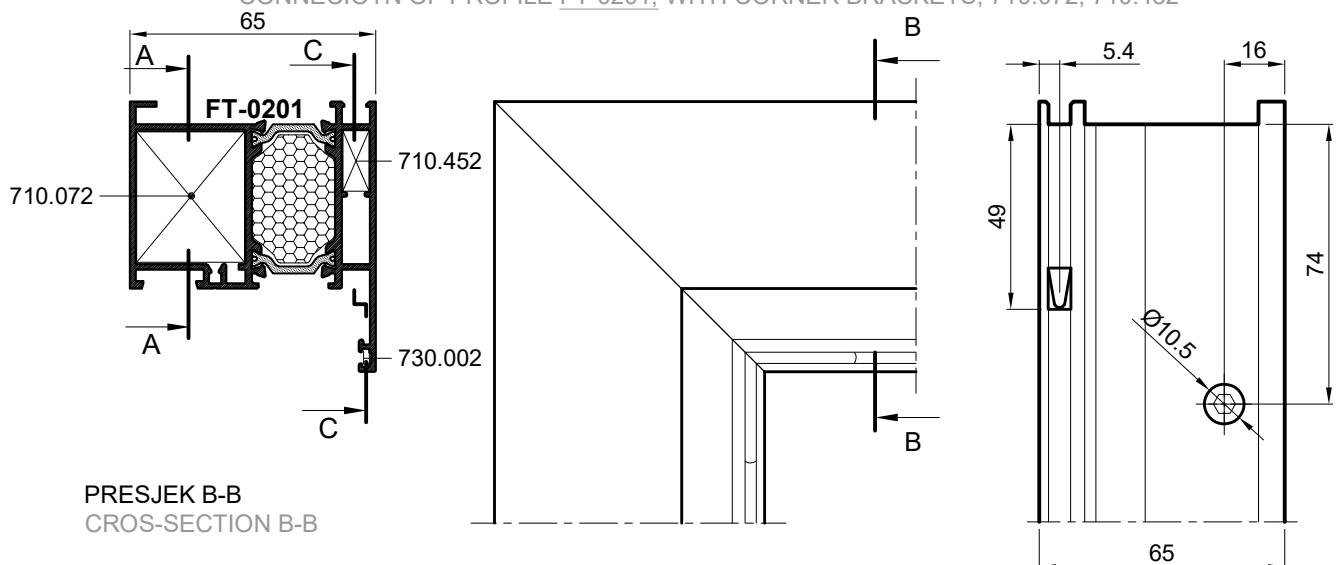
OVAJ RASPORED I NAČIN SPAJANJA KUTNICIMA
PRIMJENJIV JE I NA PROFILE RAMA: FT-0214, FT-0225,
FT-0231, i FT0232

THIS ARRANGEMENT AND BIDDING METHOD WITH CORNER
BRACKETS IS ALSO APPLICABLE FOR FRAME PROFILES
FT-0214, FT-0225, FT-0231, AND FT0232



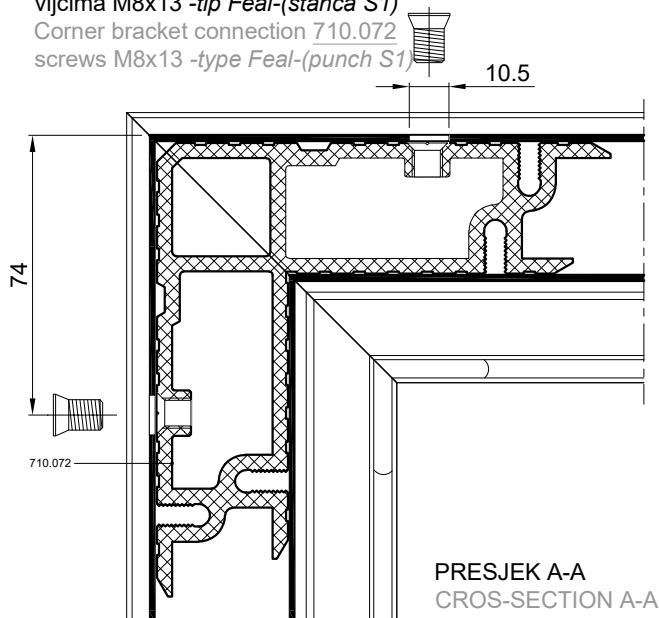
SPAJANJE PROFILA FT-0201; KUTNICIMA; 710.072, 710.452

CONNECIOTN OF PROFILE FT-0201; WITH CORNER BRACKETS; 710.072, 710.452



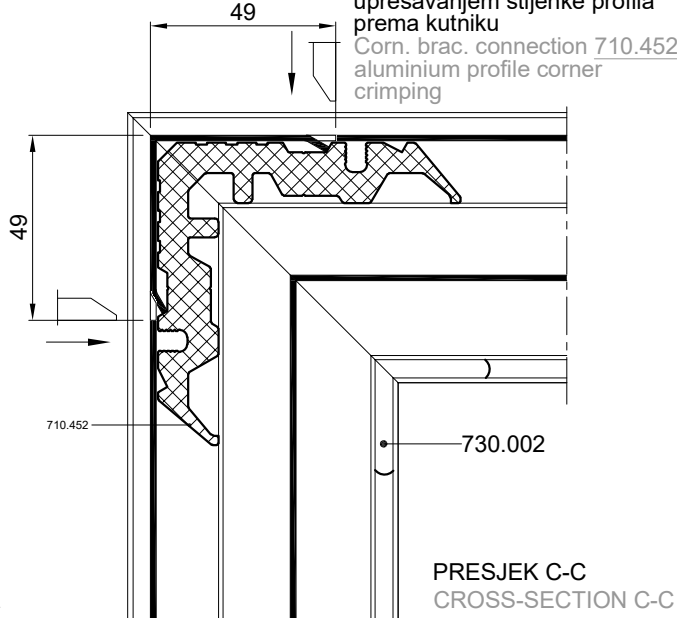
Spajanje kutnikom 710.072
vjcima M8x13 -tip Feal-(štanca S1)

Corner bracket connection 710.072
screws M8x13 -type Feal-(punch S1)



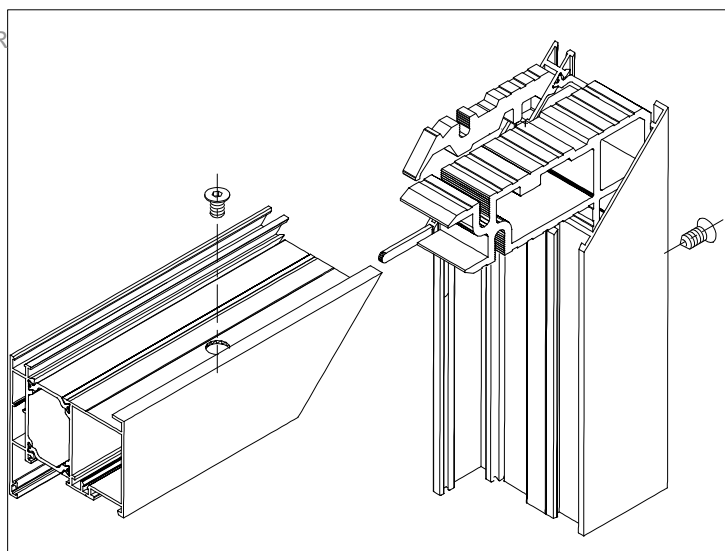
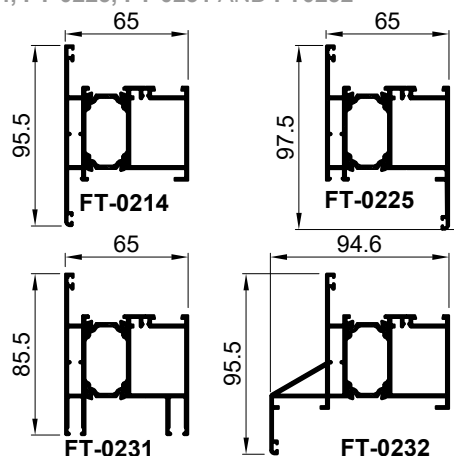
Spajanje kutnikom 710.452
uprešavanjem stijenke profila
prema kutniku

Corn. brac. connection 710.452
aluminium profile corner
crimping



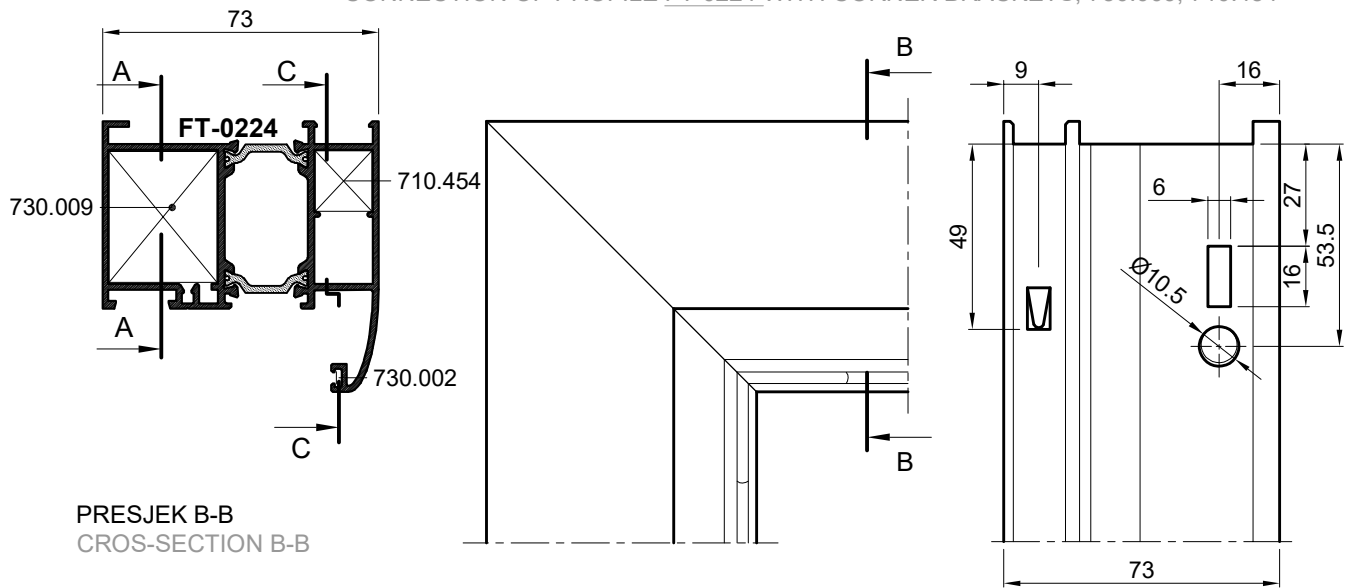
OVAJ RASPORED I NAČIN SPAJANJA KUTNICIMA
PRIMJENJIV JE I NA PROFILE RAMA: FT-0214, FT-0225,
FT-0231, i FT0232

THIS ARRANGEMENT AND BIDDING METHOD WITH CORNER
BRACKETS IS ALSO APPLICABLE FOR FRAME PROFILES
FT-0214, FT-0225, FT-0231 AND FT0232

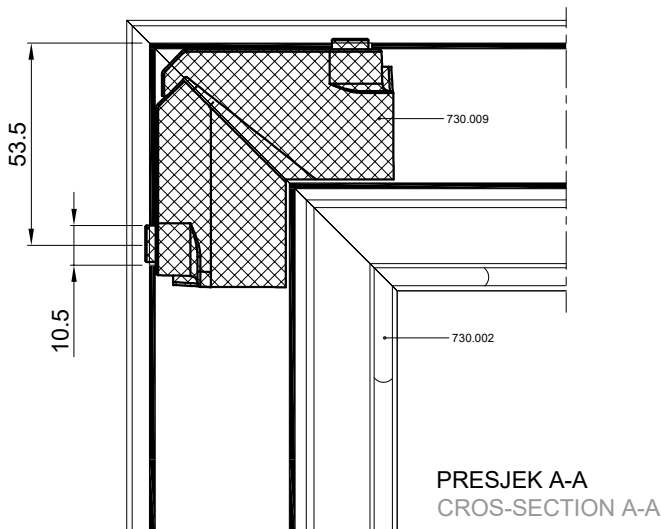


SPAJANJE PROFILA FT-0224 KUTNICIMA; 730.009, 710.454

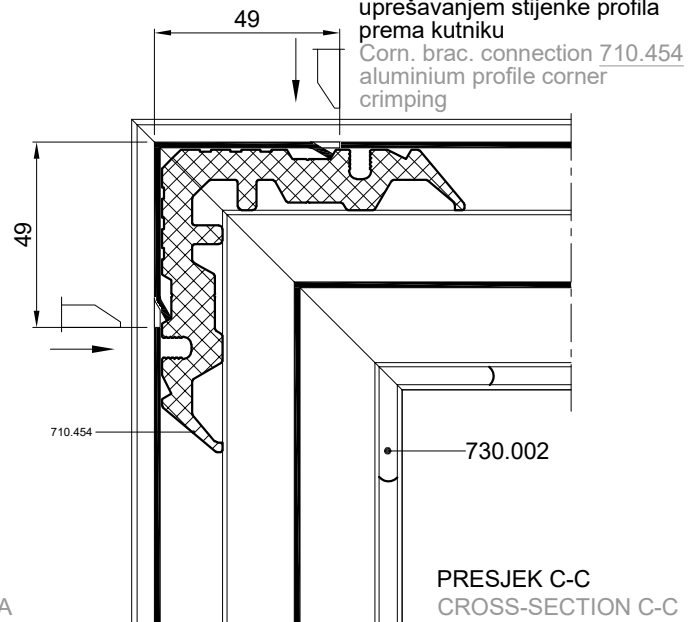
CONNECTION OF PROFILE FT-0224 WITH CORNER BRACKETS; 730.009, 710.454



Spajanje kutnikom 730.009 s
predobradom štancanja-(štanca S1)
Connectin with corner bracket 730.009
with punching preprocessing-(punch S1)

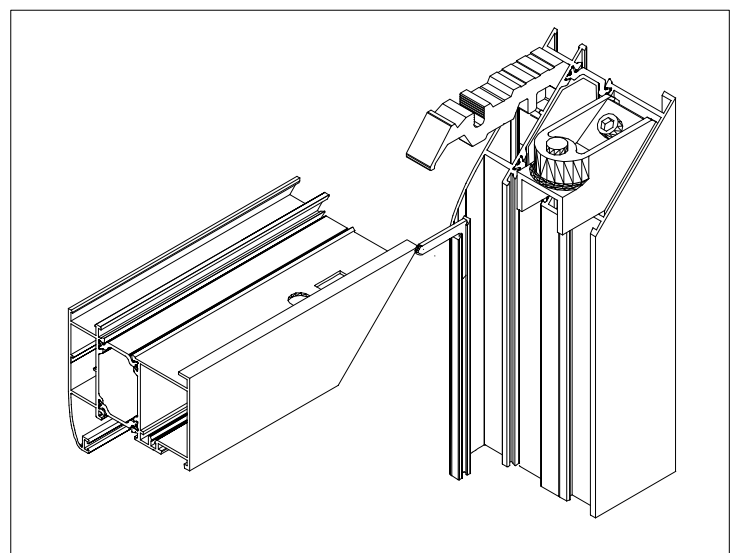
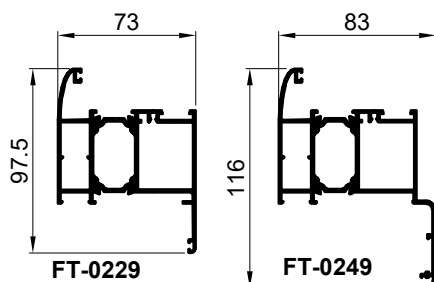


Spajanje kutnikom 710.454
uprešavanjem stijenke profila
prema kutniku
Corn. brac. connection 710.454
aluminium profile corner
crimping



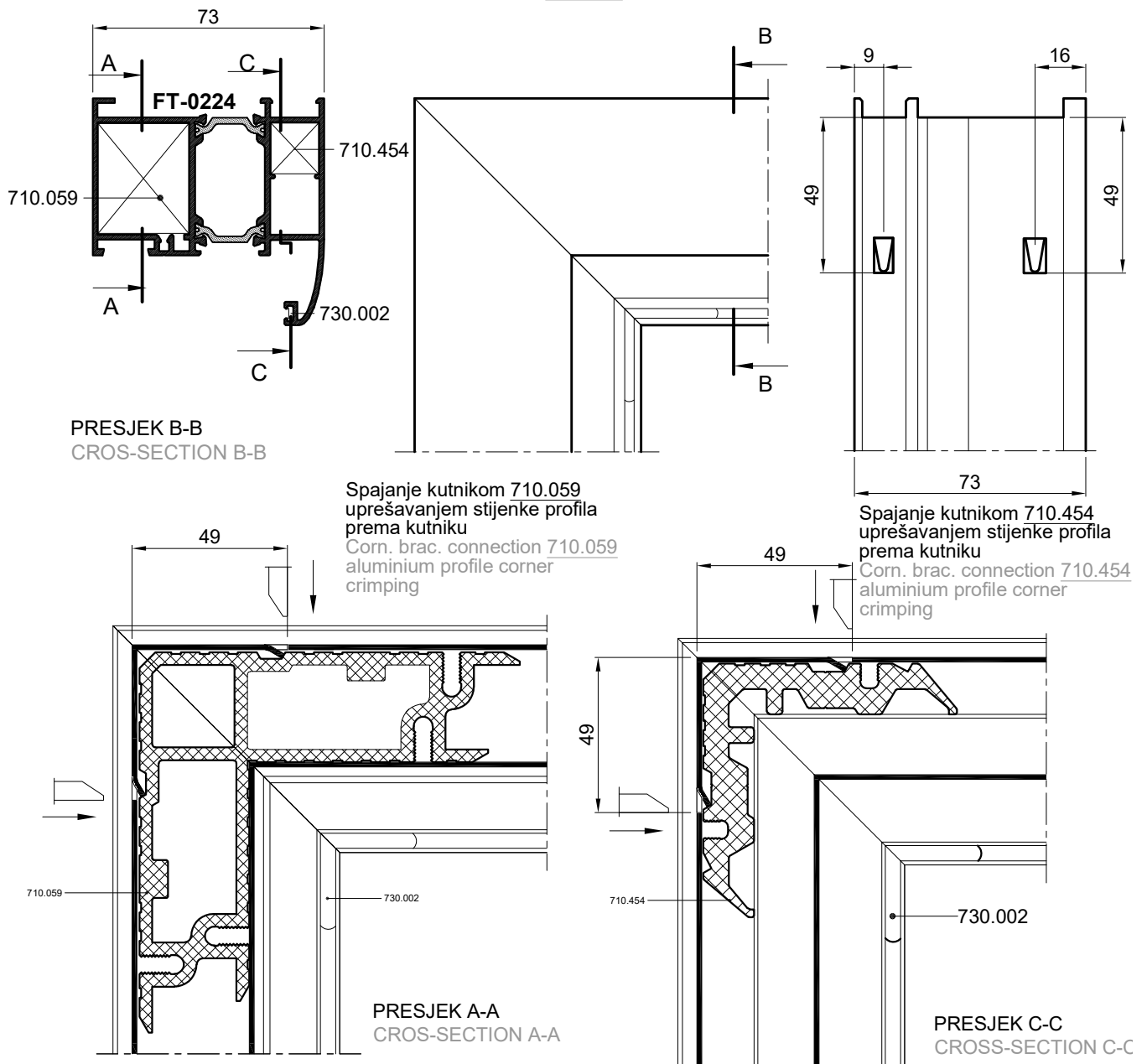
OVAJ RASPORED I NAČIN SPAJANJA
KUTNICIMA PRIMJENJIV JE I NA PROFILE RAMA
FT-0229 i FT-0249

THIS ARRANGEMENT AND BIDDING METHOD
WITH CORNER BRACKETS IS ALSO APPLICABLE
FOR FRAME PROFILE FT-0229 AND FT-0249



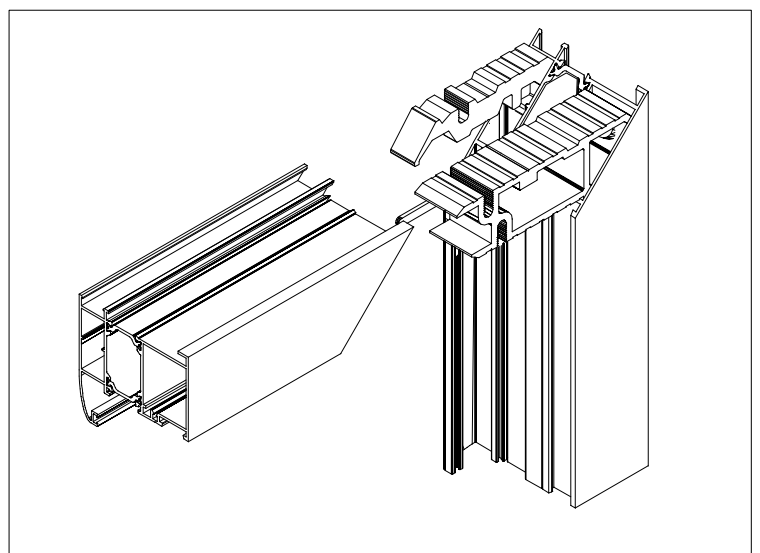
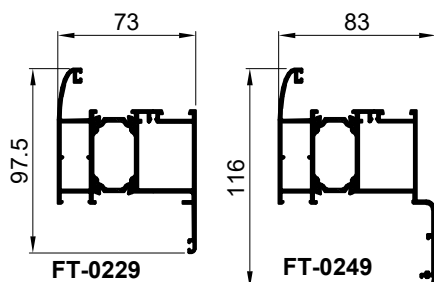
SPAJANJE PROFILA FT-0224 KUTNICIMA; 710.059, 710.454

CONNECTION OF PROFILE FT-0224 WITH CORNER BRACKETS; 710.059, 710.454



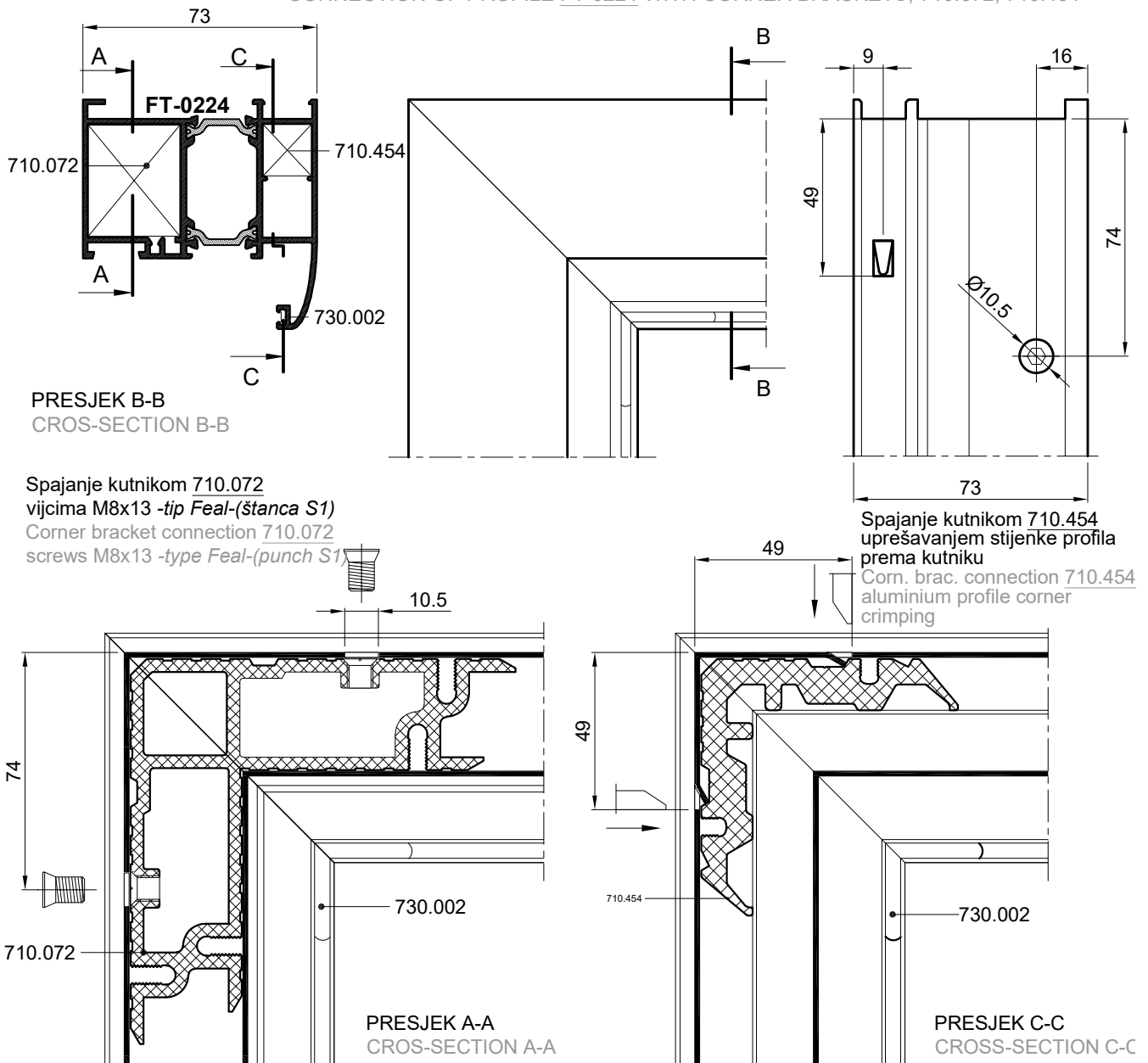
OVAJ RASPORED I NAČIN SPAJANJA KUTNICIMA PRIMJENJIV JE I NA PROFILE RAMA FT-0229 i FT-0249

THIS ARRANGEMENT AND BIDDING METHOD WITH CORNER BRACKETS IS ALSO APPLICABLE FOR FRAME PROFILE FT-0229 AND FT-0249



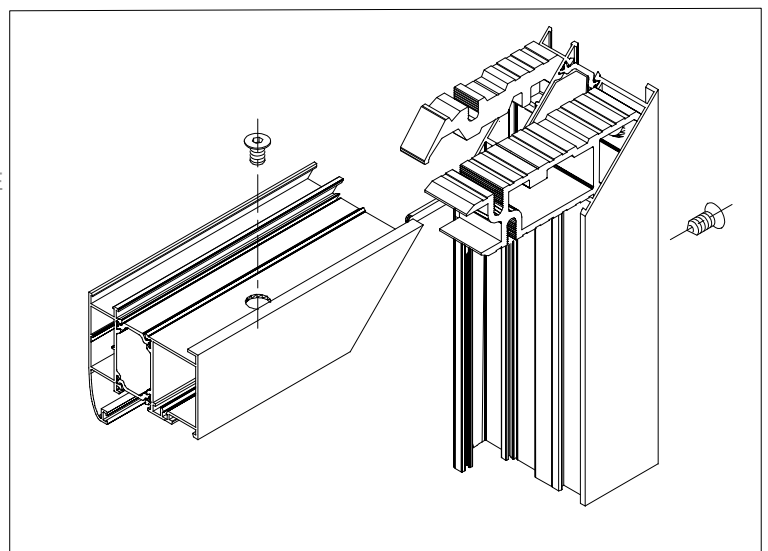
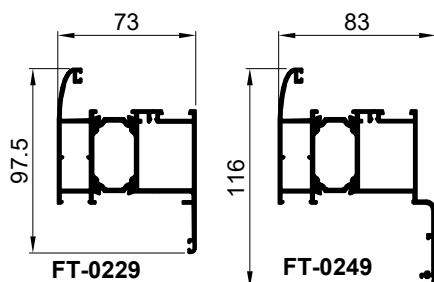
SPAJANJE PROFILA FT-0224 KUTNICIMA; 710.072, 710.454

CONNECTION OF PROFILE FT-0224 WITH CORNER BRACKETS; 710.072, 710.454



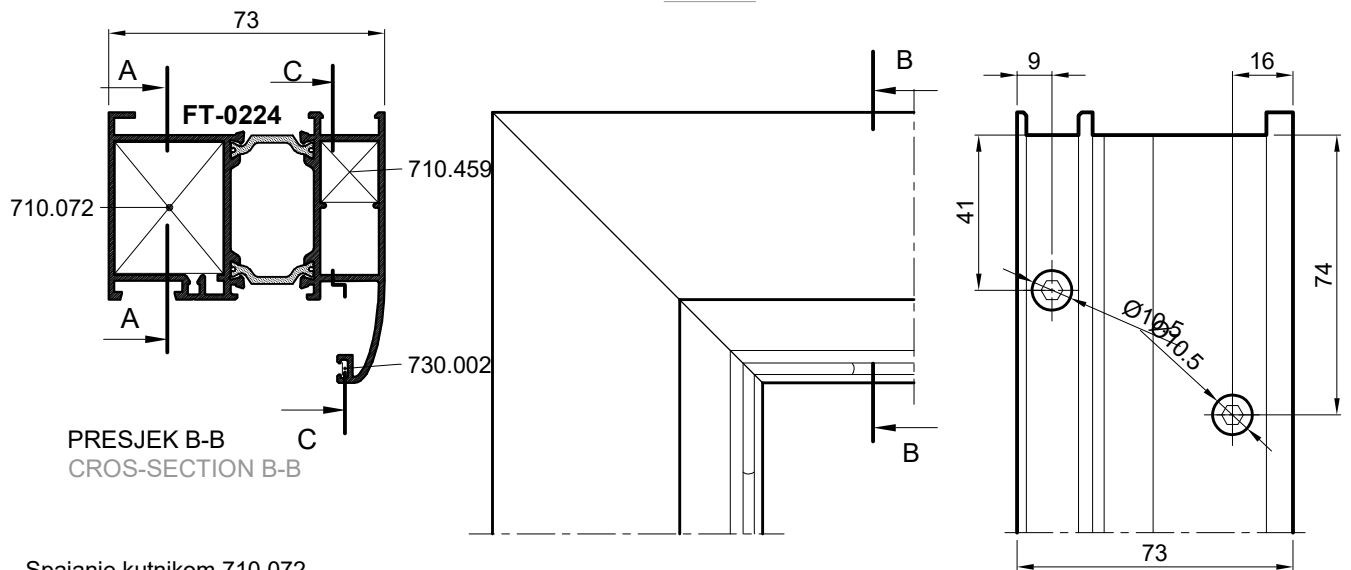
OVAJ RASPORED I NAČIN SPAJANJA
KUTNICIMA PRIMJENJIV JE I NA PROFILE RAMA
FT-0229 i FT-0249

THIS ARRANGEMENT AND BIDDING METHOD
WITH CORNER BRACKETS IS ALSO APPLICABLE
FOR FRAME PROFILE FT-0229 AND FT-0249

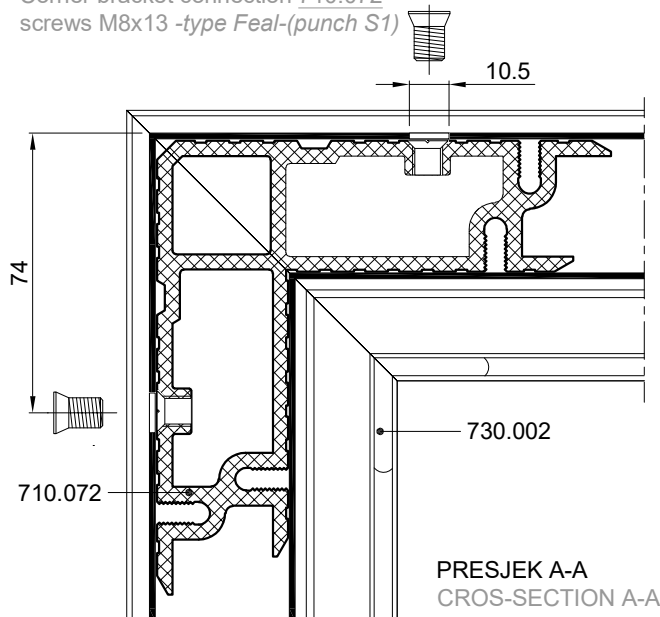


SPAJANJE PROFILA FT-0224 KUTNICIMA; 710.072, 710.459

CONNECTION OF PROFILE FT-0224 WITH CORNER BRACKETS; 710.072, 710.459

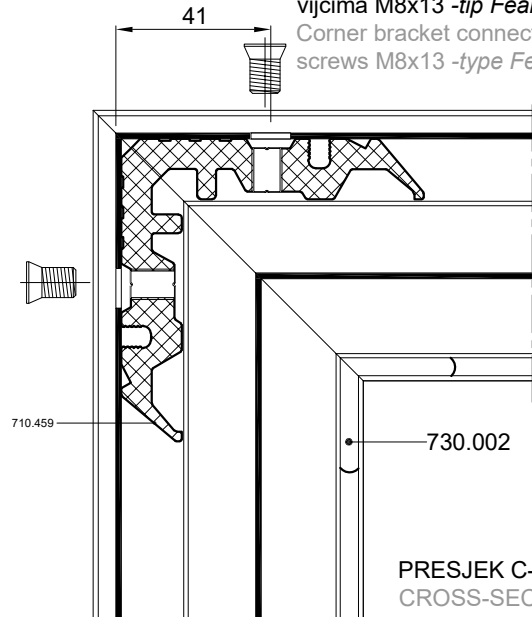


Spajanje kutnikom 710.072
vijcima M8x13 -tip Feal-(štanca S1)
Corner bracket connection 710.072
screws M8x13 -type Feal-(punch S1)



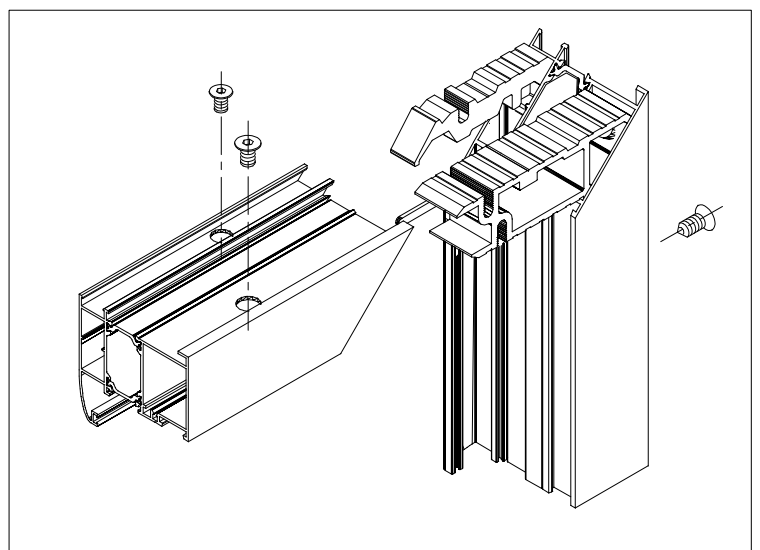
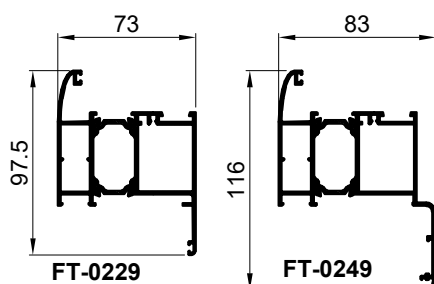
PRESJEK A-A
CROSS-SECTION A-A

Spajanje kutnikom 710.459
vijcima M8x13 -tip Feal
Corner bracket connection 710.459
screws M8x13 -type Feal



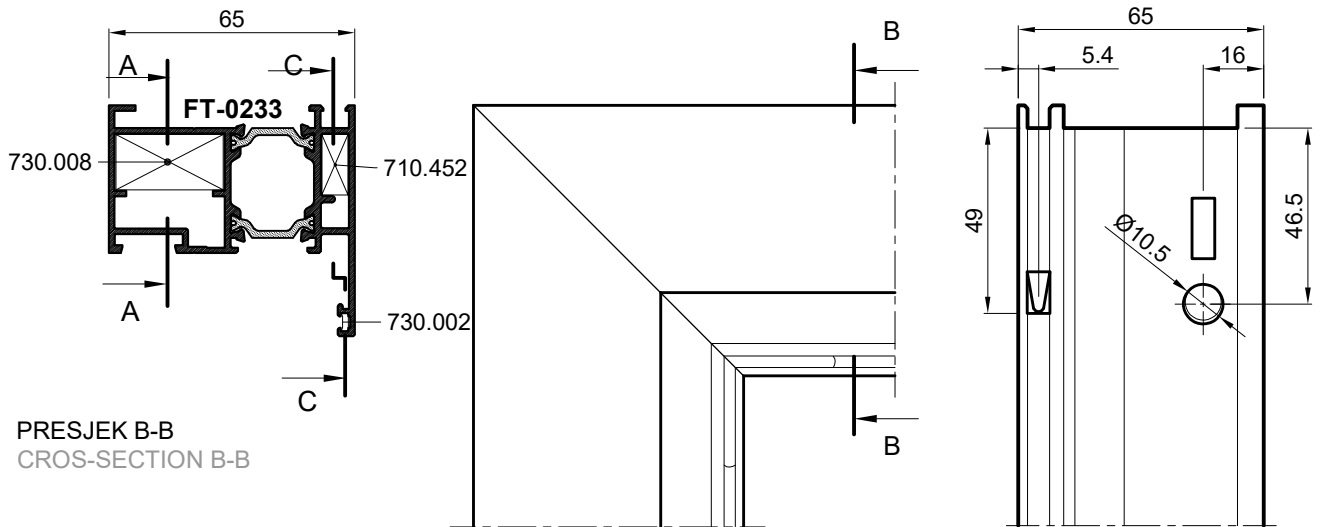
PRESJEK C-C
CROSS-SECTION C-C

OVAJ RASPORED I NAČIN SPAJANJA
KUTNICIMA PRIMJENJIV JE I NA PROFILE RAMA
FT-0229 i FT-0249
THIS ARRANGEMENT AND BIDDING METHOD
WITH CORNER BRACKETS IS ALSO APPLICABLE
FOR FRAME PROFILE FT-0229 AND FT-0249



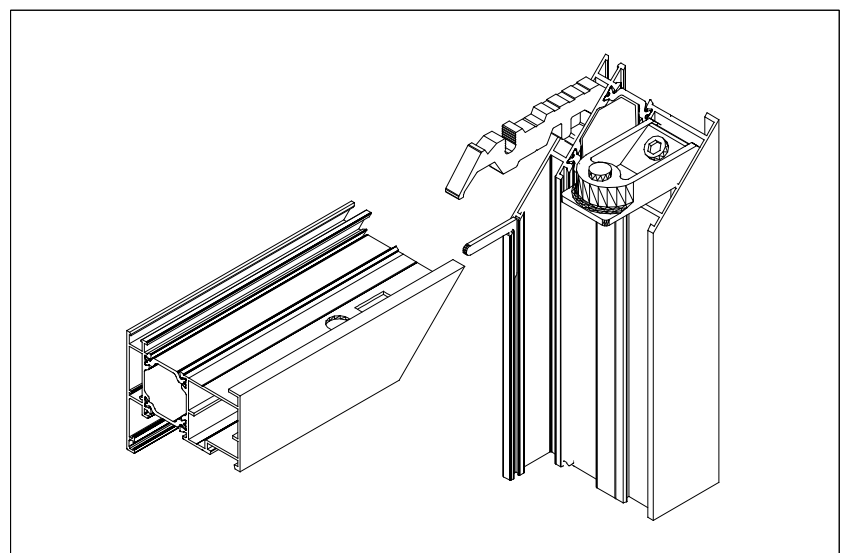
SPAJANJE PROFILA FT-0233 KUTNICIMA; 730.008, 710.452

CONNECTION OF PROFILE FT-0233 WITH CORNER BRACKETS; 730.008, 710.452



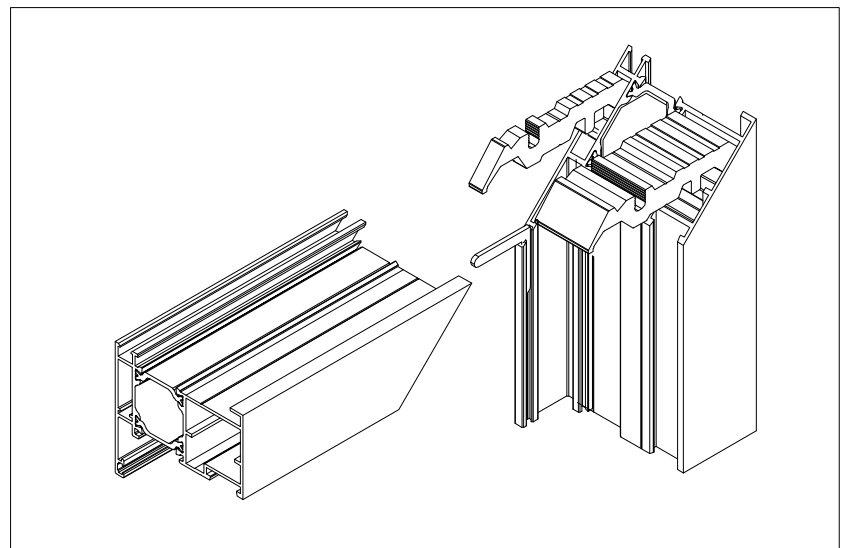
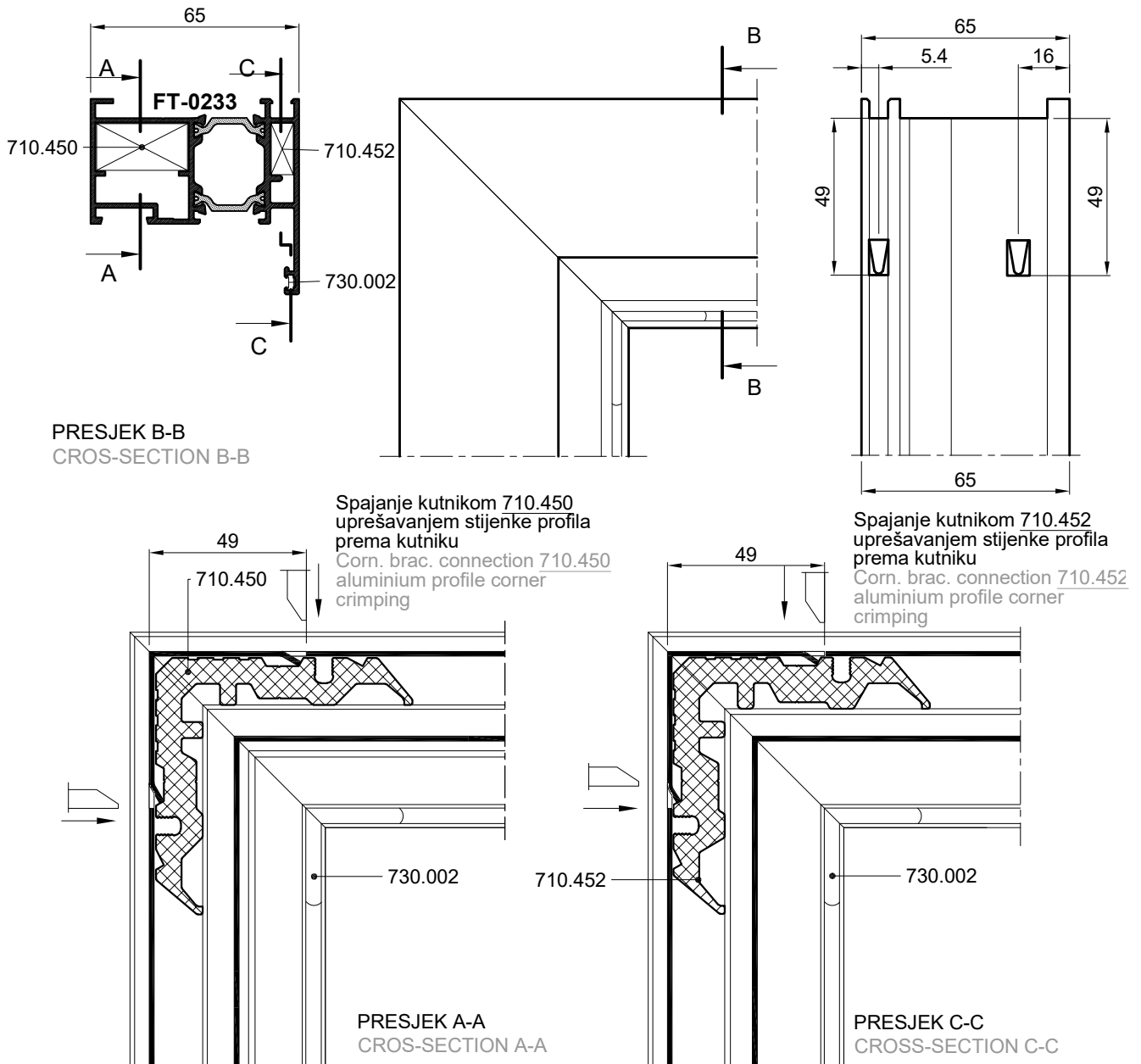
Spajanje kutnikom 730.008 s
predobradom štancanja-(štanca S)
Connectin with corner bracket 730.008
with punching preprocessing-(punch S1)

Spajanje kutnikom 710.452
uprešavanjem stijenke profila prema kutniku
Corn. brac. connection 710.452
aluminium profile corner crimping



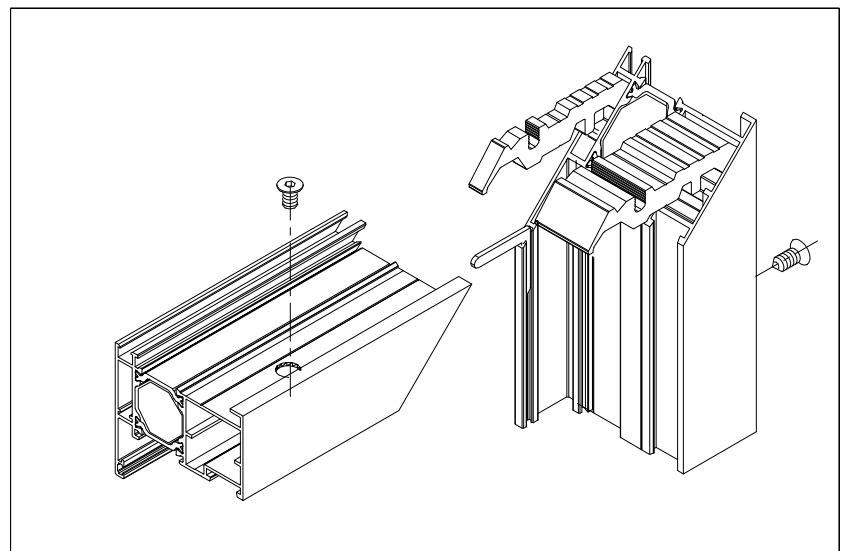
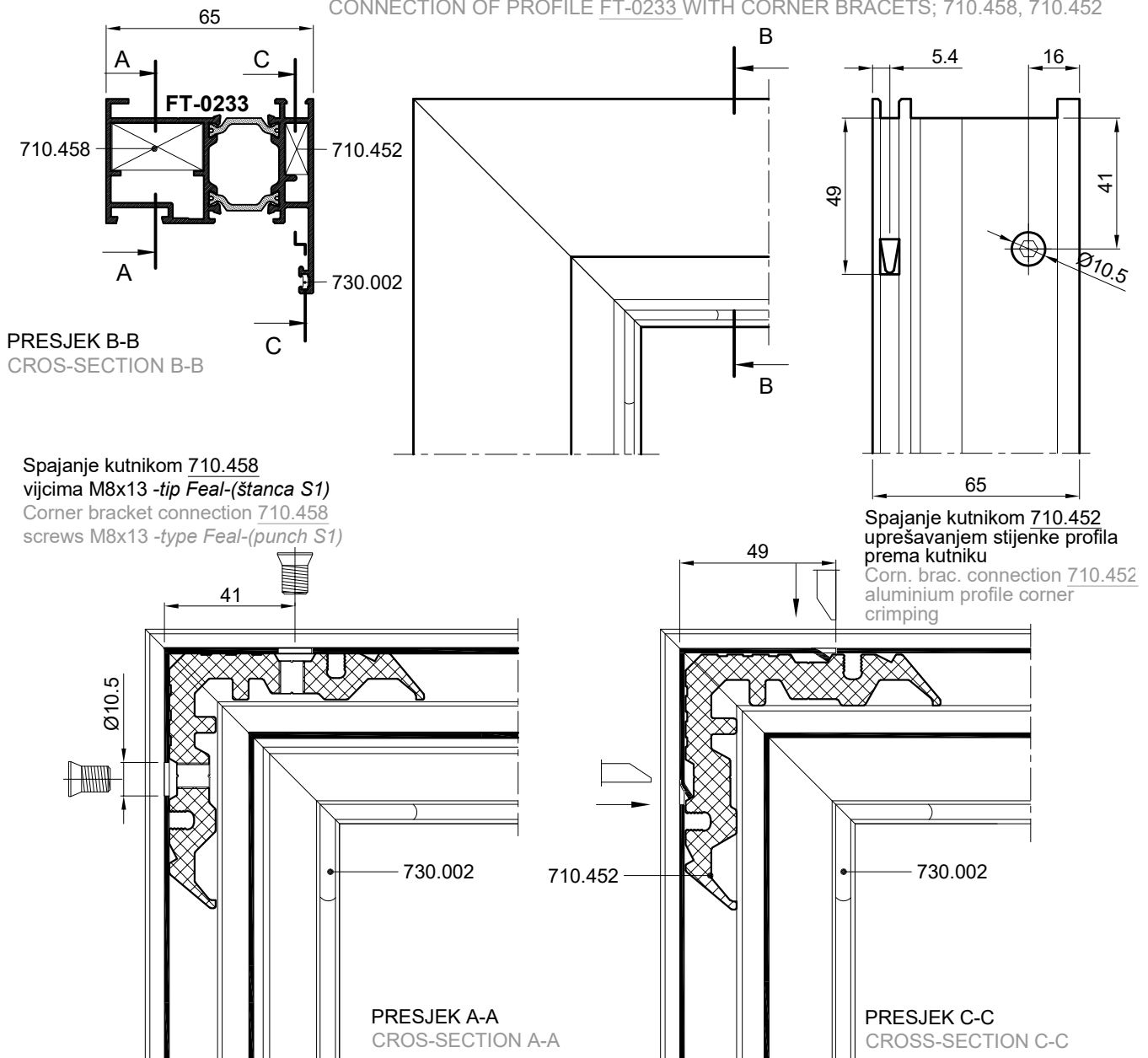
SPAJANJE PROFILA FT-0233 KUTNICIMA; 710.450, 710.452

CONNECTION OF PROFILE FT-0233 WITH CORNER BRACKETS; 710.450, 710.452



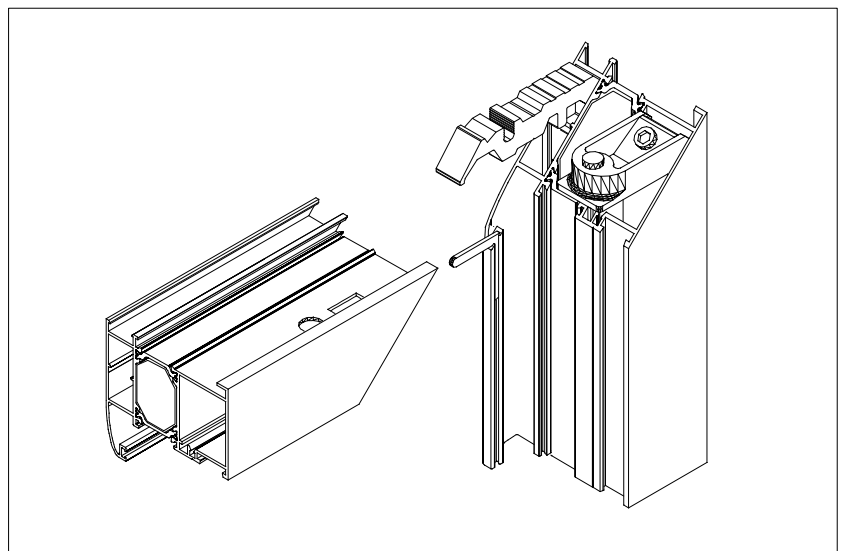
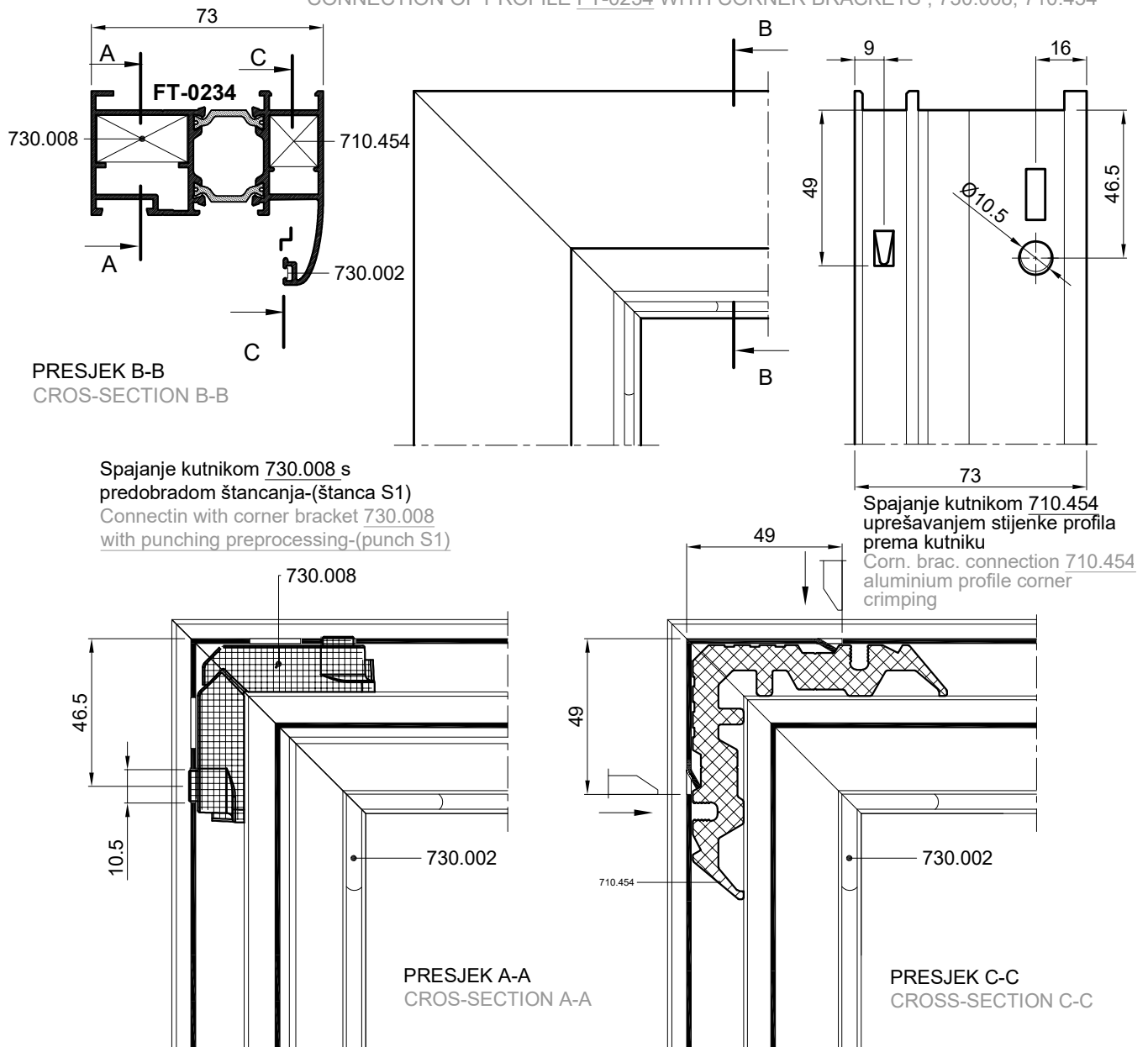
SPAJANJE PROFILA FT-0233 KUTNICIMA; 710.458, 710.452

CONNECTION OF PROFILE FT-0233 WITH CORNER BRACETS; 710.458, 710.452



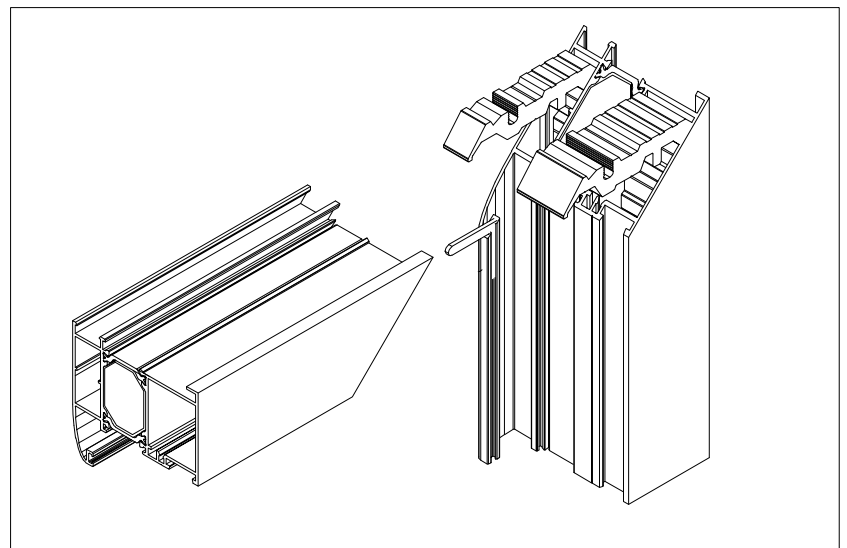
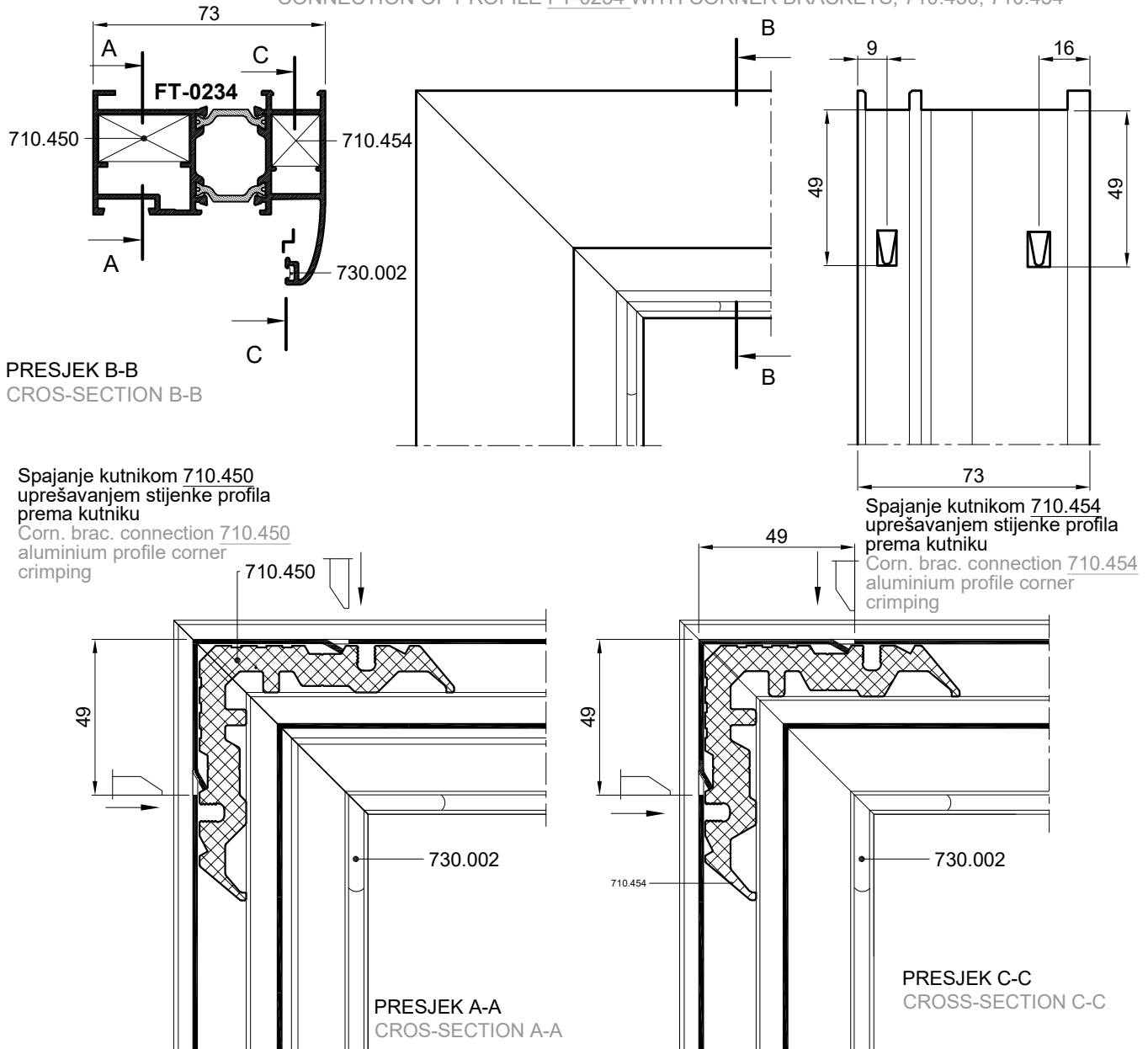
SPAJANJE PROFILA FT-0234 KUTNICIMA; 730.008, 710.454

CONNECTION OF PROFILE FT-0234 WITH CORNER BRACKETS ; 730.008, 710.454



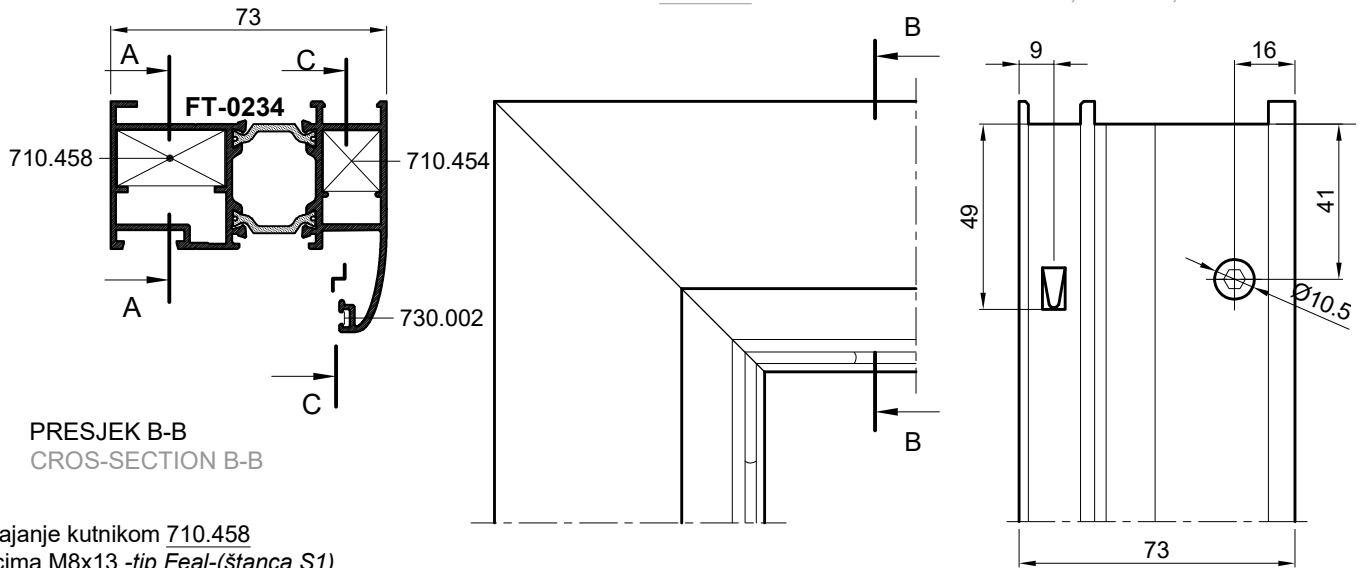
SPAJANJE PROFILA FT-0234 KUTNICIMA; 710.450, 710.454

CONNECTION OF PROFILE FT-0234 WITH CORNER BRACKETS; 710.450, 710.454



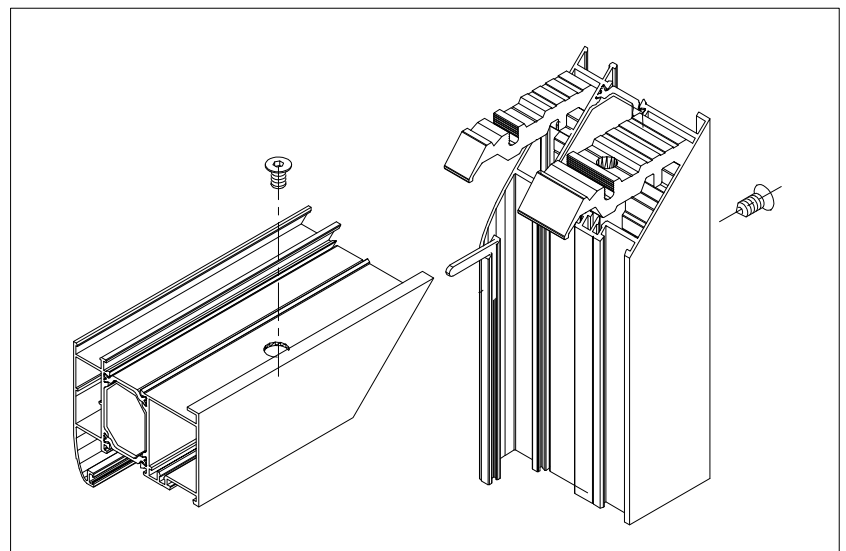
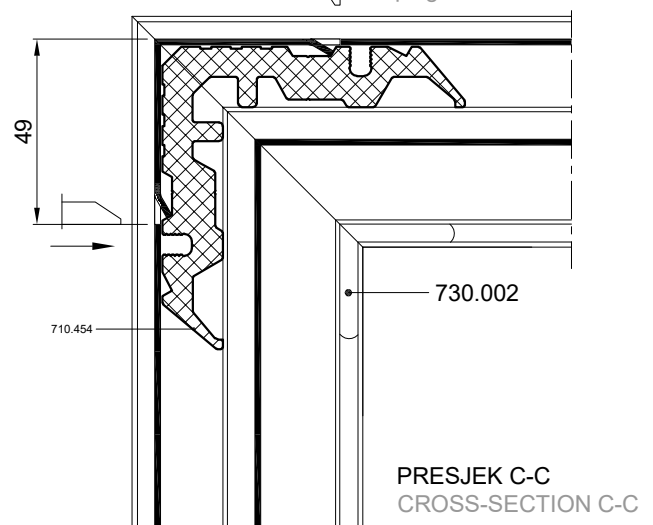
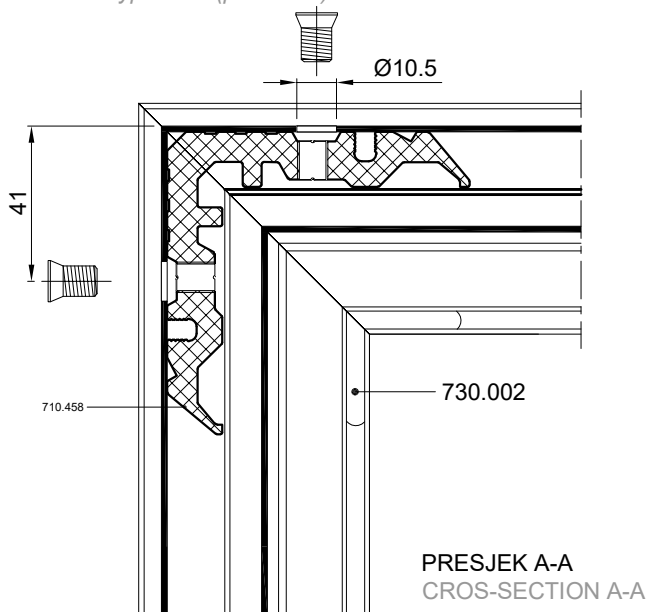
SPAJANJE PROFILA FT-0234 KUTNICIMA; 710.458, 710.454

CONNECTION OF PROFILE FT-0234 WITH CORNER BRACKETS; 710.458, 710.454



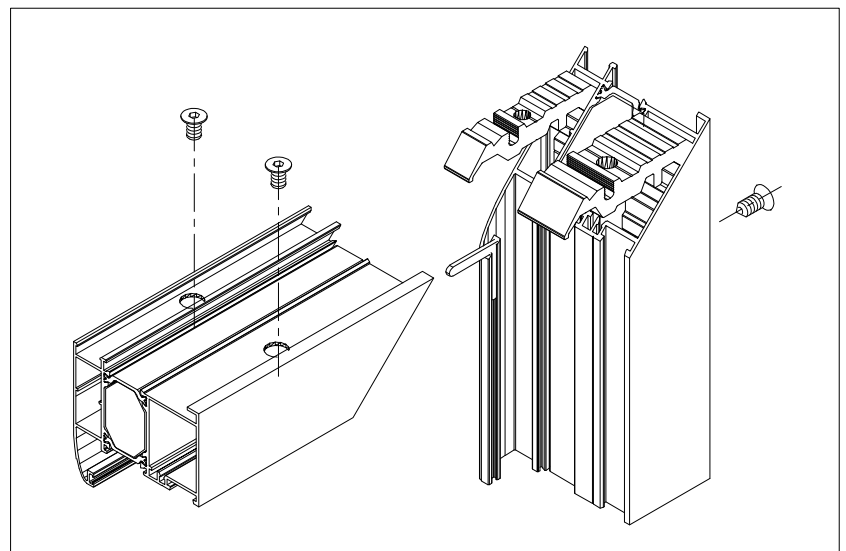
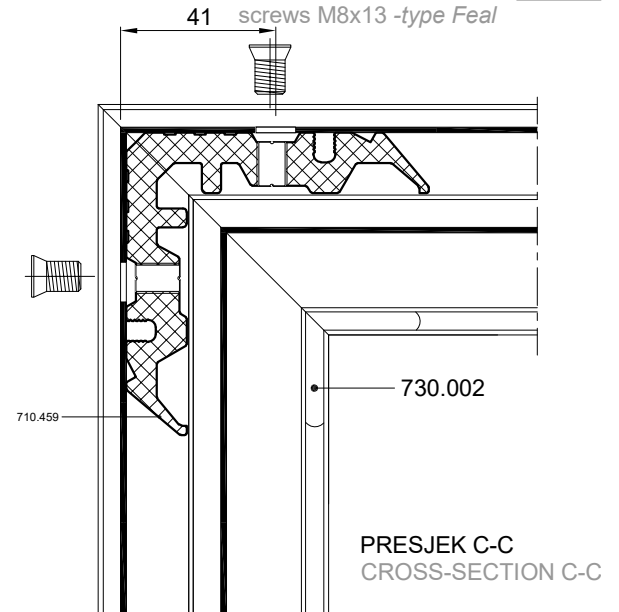
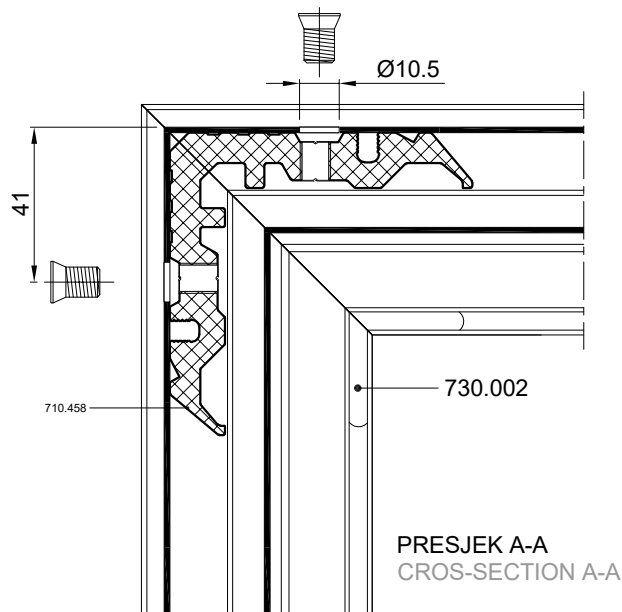
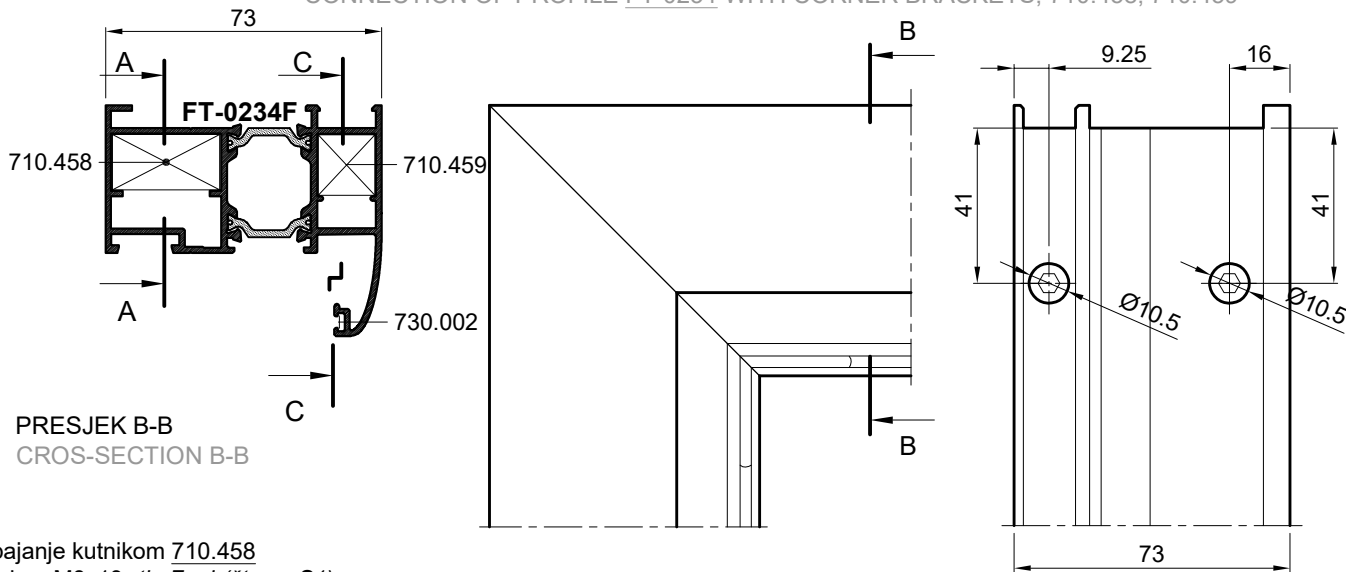
Spajanje kutnikom 710.458
vijcima M8x13 -tip Feal-(štanca S1)
Corner bracket connection 710.458
screws M8x13 -type Feal-(punch S1)

Spajanje kutnikom 710.454
uprešavanjem stijenke profila
prema kutniku
Corn. brac. connection 710.454
aluminium profile corner
crimping



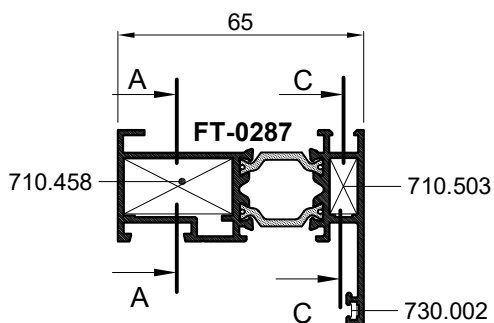
SPAJANJE PROFILA FT-0234 KUTNICIMA; 710.458, 710.459

CONNECTION OF PROFILE FT-0234 WITH CORNER BRACKETS; 710.458, 710.459

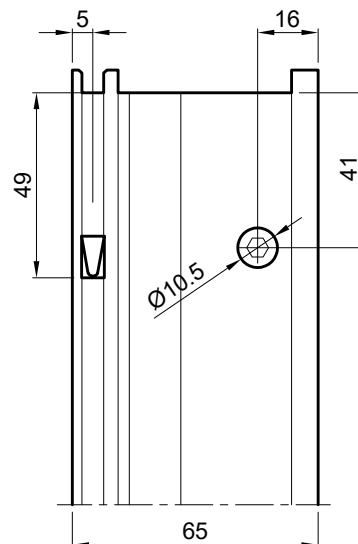
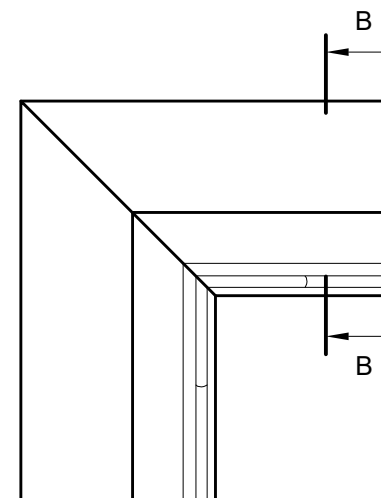


SPAJANJE PROFILA FT-0287 KUTNICIMA; 710.458, 710.503

CONNECTION OF PROFILE FT-0287 WITH CORNER BRACKETS; 710.458, 710.503

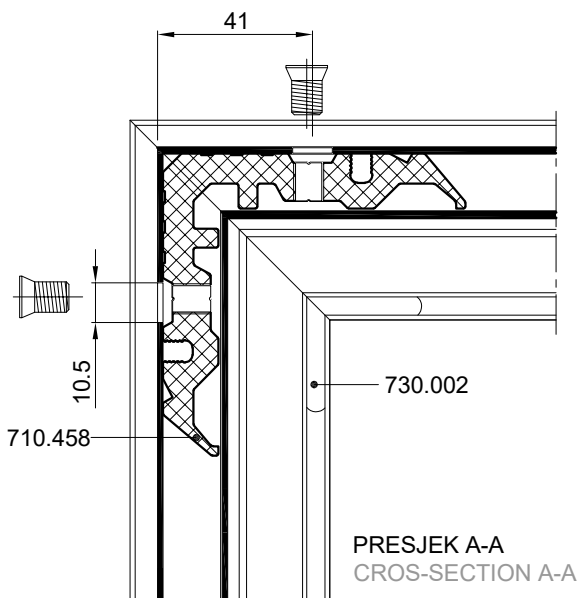


PRESJEK B-B
CROSS-SECTION B-B

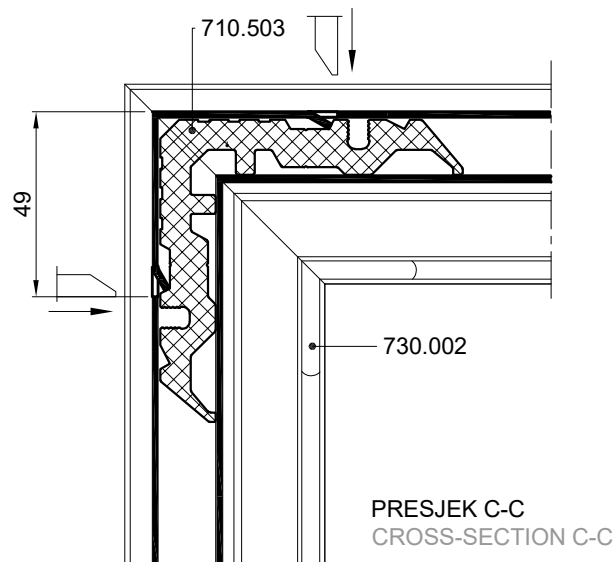


Spajanje kutnikom 710.458
vijcima M8x13 -tip Feal-(štanca S1)
Corner bracket connection 710.458
screws M8x13 -type Feal-(punch S1)

Spajanje kutnikom 710.503
uprešavanjem stijenke profila
prema kutniku
Corn. brac. connection 710.503
aluminium profile corner
crimping

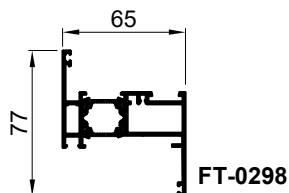


PRESJEK A-A
CROSS-SECTION A-A



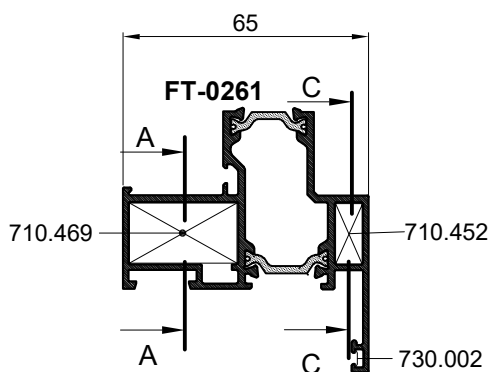
PRESJEK C-C
CROSS-SECTION C-C

OVAJ RASPORED I NAČIN SPAJANJA KUTNICIMA PRIMJENJIV JE I NA PROFIL RAMA FT-0298
THIS ARRANGEMENT AND BIDDING METHOD WITH CORNER BRACKETS IS ALSO APPLICABLE
FOR FRAME PROFILES FT-0298

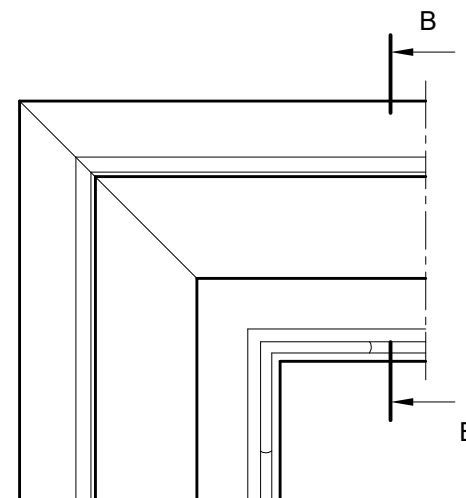


SPAJANJE PROFILA FT-0261 KUTNICIMA; 710.469, 710.452

CONNECTION OF PROFILE FT-0261 WITH CORNER BRACKETS; 710.469, 710.452

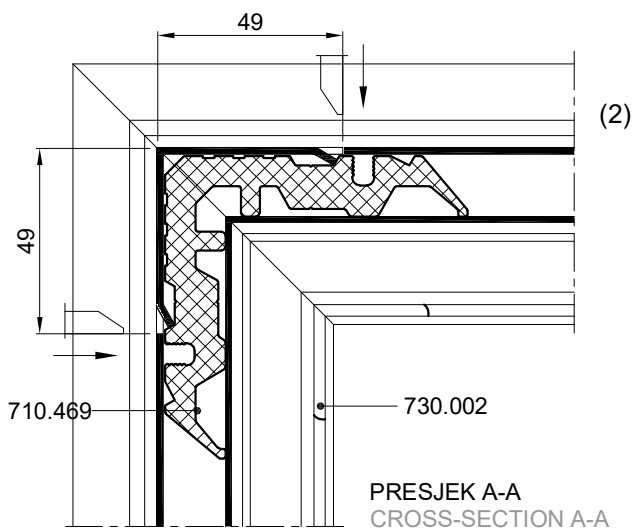


PRESJEK B-B
CROSS-SECTION B-B

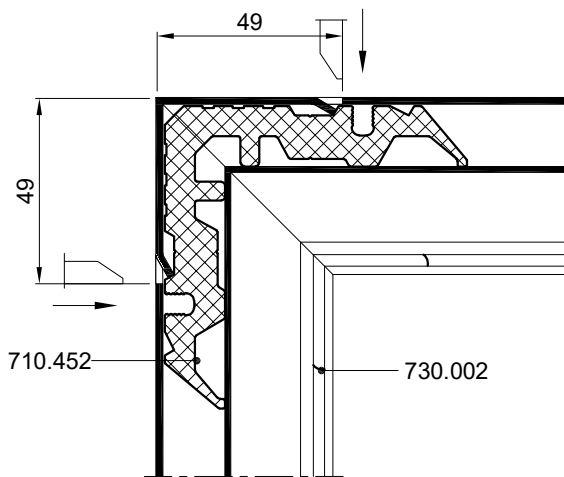


Spajanje kutnikom 710.469
uprešavanjem stijenke profila prema kutniku
Corn. brac. connection 710.469
aluminium profile corner crimping

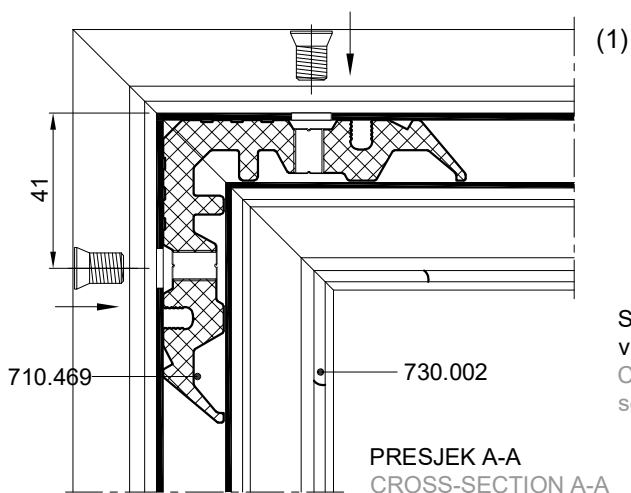
Spajanje kutnikom 710.452
uprešavanjem stijenke profila prema kutniku
Corn. brac. connection 710.452
aluminium profile corner crimping



PRESJEK A-A
CROSS-SECTION A-A



PRESJEK C-C
CROSS-SECTION C-C

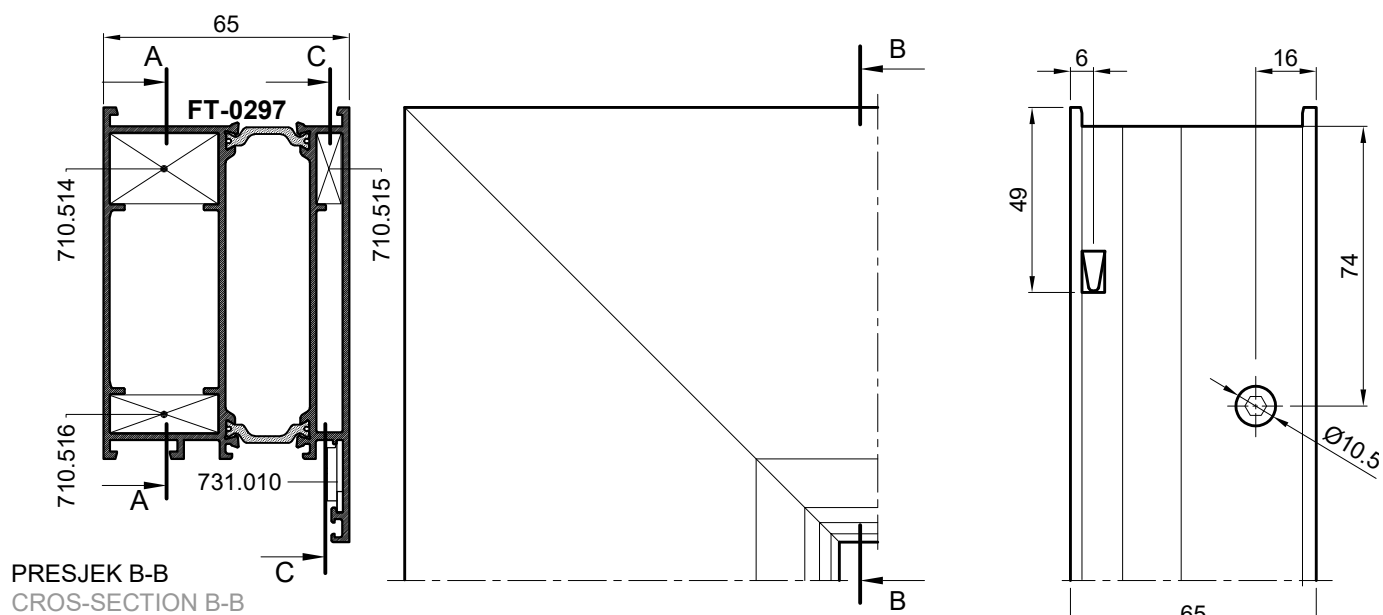


PRESJEK A-A
CROSS-SECTION A-A

Spajanje kutnikom 710.469
vijcima M8x13(431.266)-tip Feal
Corner bracket connection 710.469
screws M8x13(431.266) -type Feal

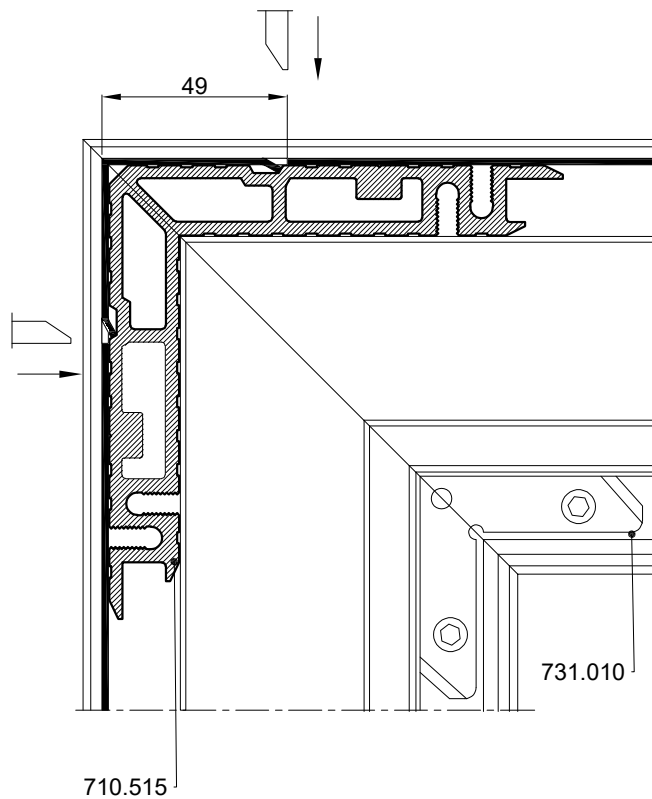
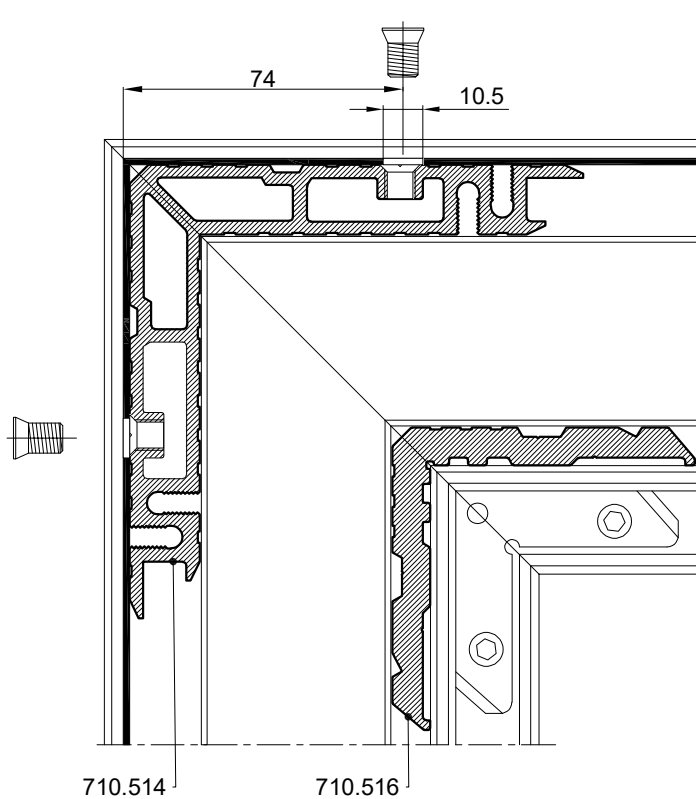
SPAJANJE PROFILA FT-0297 KUTNICIMA; 710.514, 710.515, 710.516 i 731.010

CONNECTION OF PROFILES FT-0297 WITH CORNER BRACKETS; 710.514, 710.515, 710.516 and 731.010

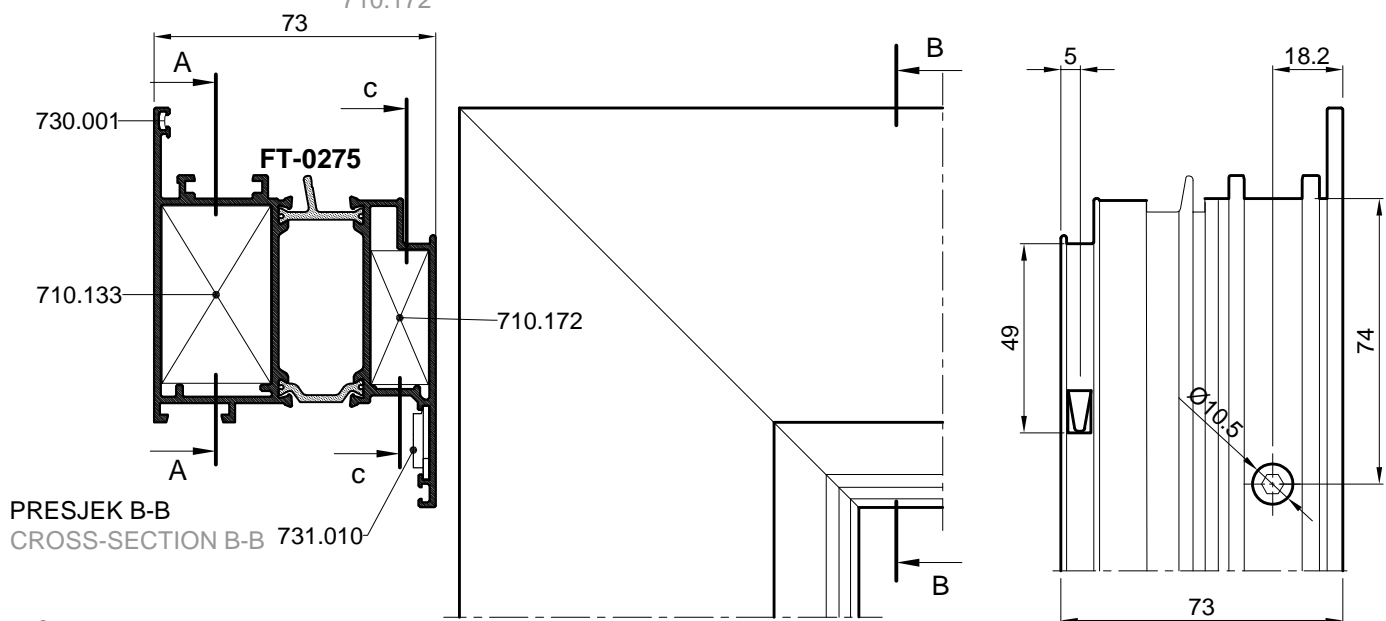


Spajanje kutnikom 710.514
vijkima M8x13 -tip Feal-(štanca S1)
Corner bracket connection 710.514
screws M8x13 -type Feal-(punch S1)

Spajanje kutnikom 710.515
uprešavanjem stijenke profila
prema kutniku
Corn. brac. connection 710.515
aluminium profile corner
crimping



SPAJANJE PROFILA FT-0275 KUTNICIMA 710.133, 710.172 CONNECTION OF PROFILE FT-0275 WITH CORNER BRACKETS 710.133, 710.172

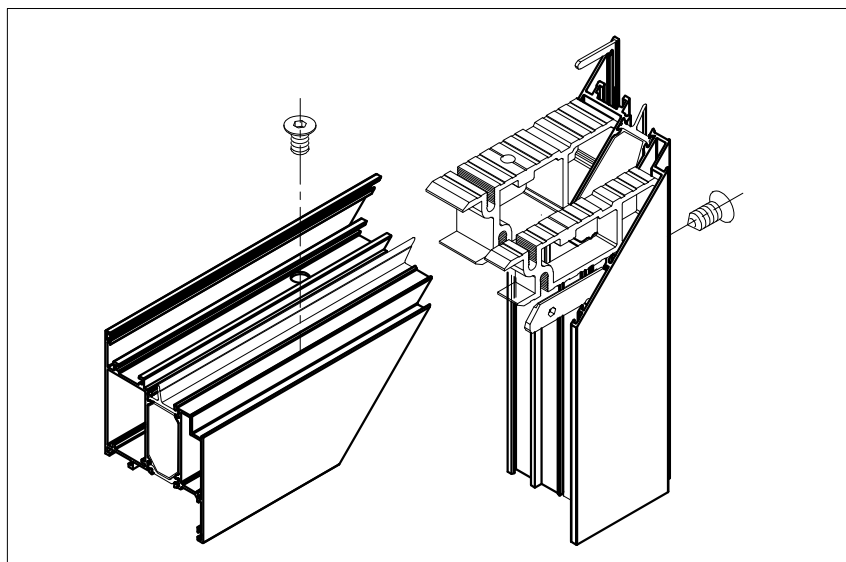
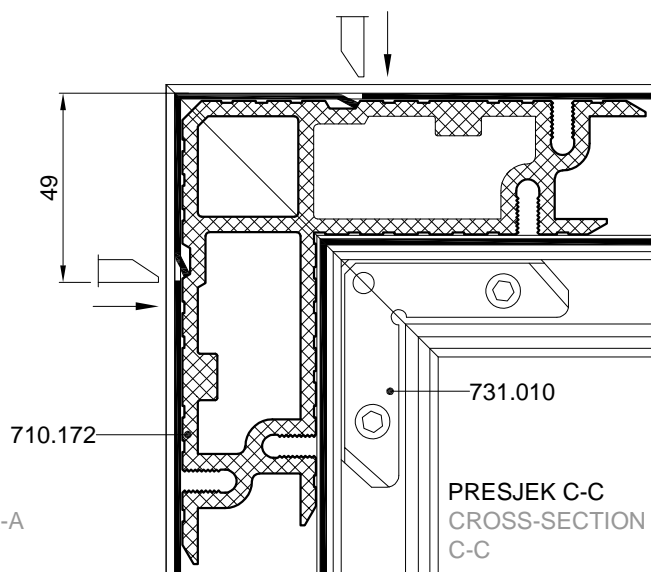
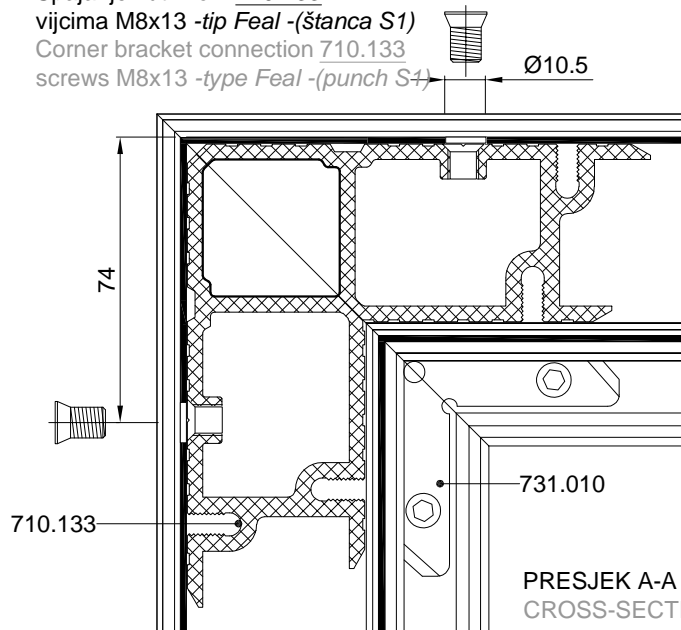


Spajanje kutnikom 710.133

vijcima M8x13 -tip Feal -(štanca S1)

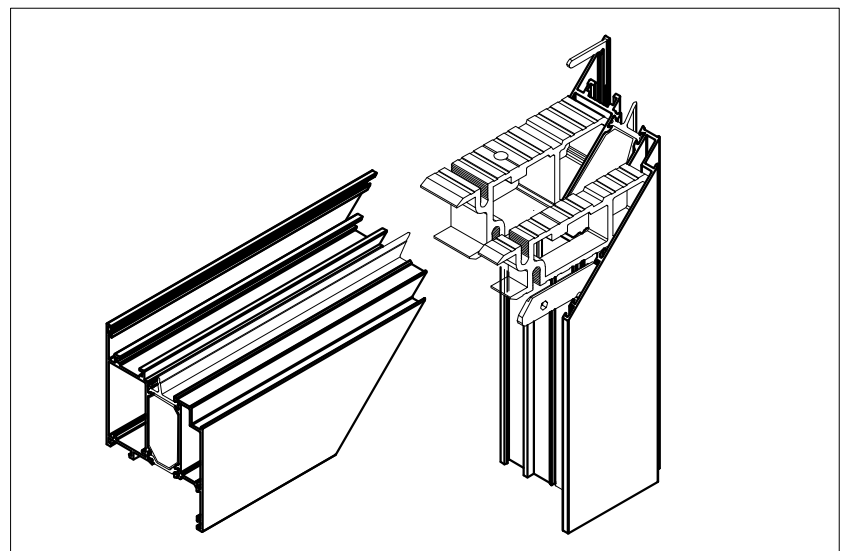
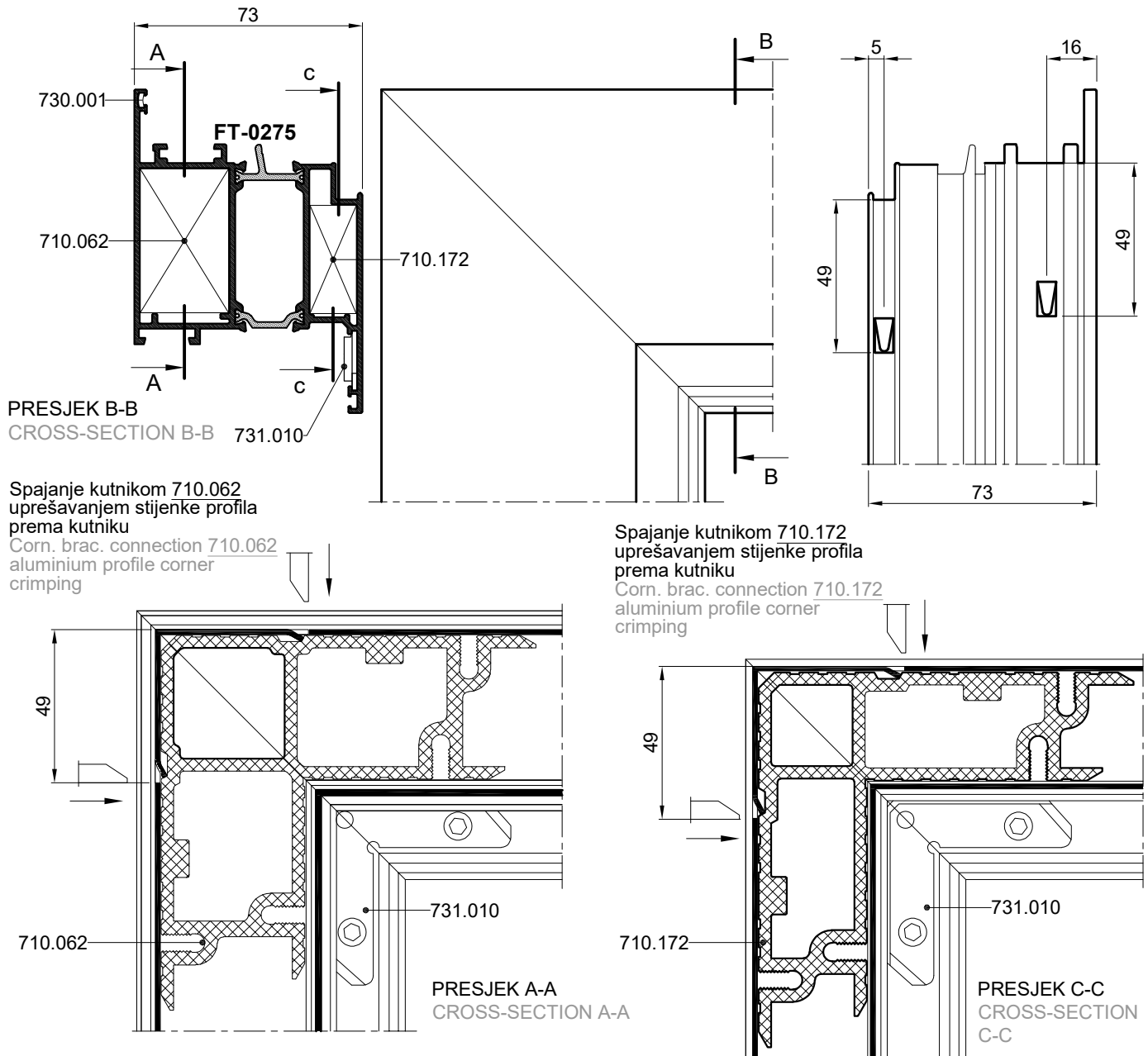
Corner bracket connection 710.133

screws M8x13 -type Feal -(punch S1)



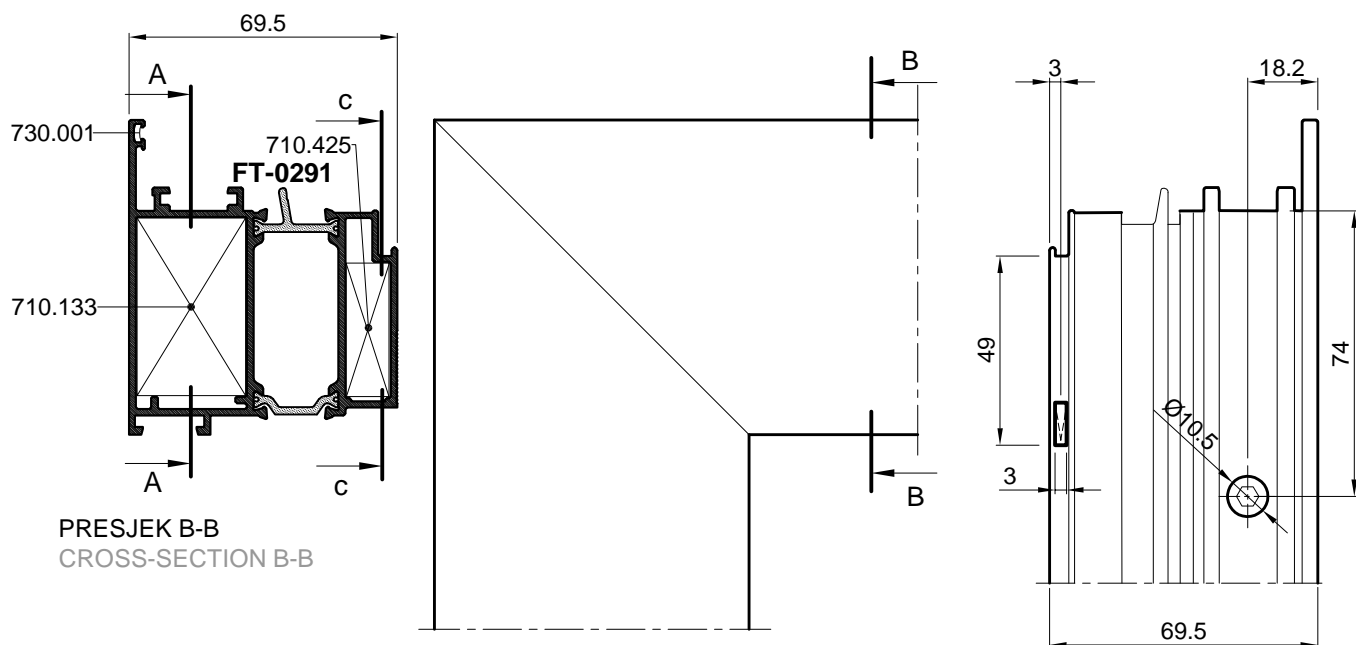
SPAJANJE PROFILA FT-0275 KUTNICIMA 710.062, 710.172

CONNECTION OF PROFILE FT-0275 WITH CORNER BRACKETS 710.062, 710.172



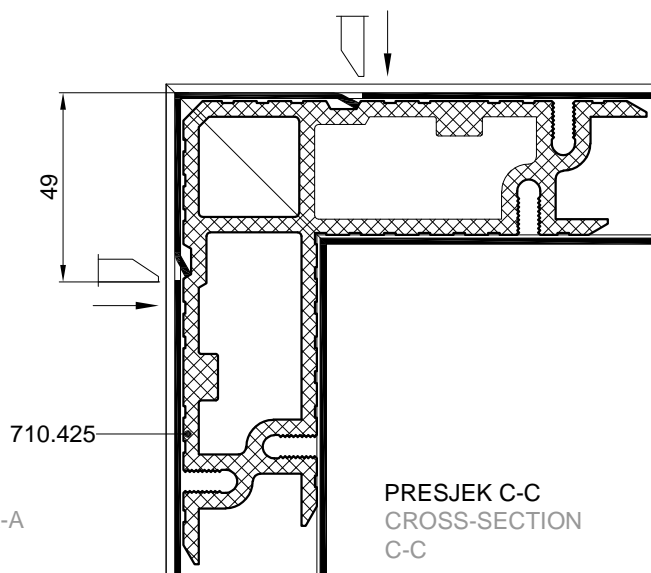
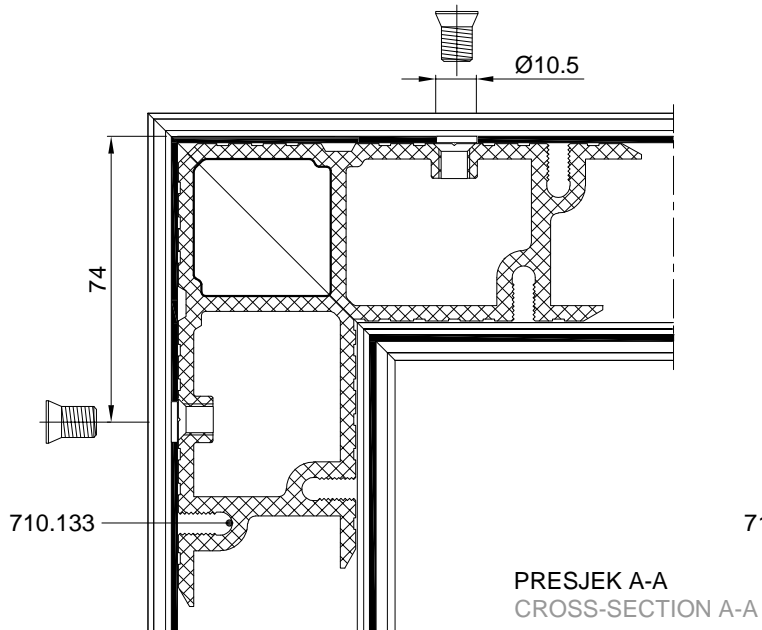
SPAJANJE PROFILA **FT-0291** KUTNICIMA 710.133, 710.425

CONNECTION OF PROFILE **FT-0291** WITH CORNER BRACKETS 710.133, 710.425



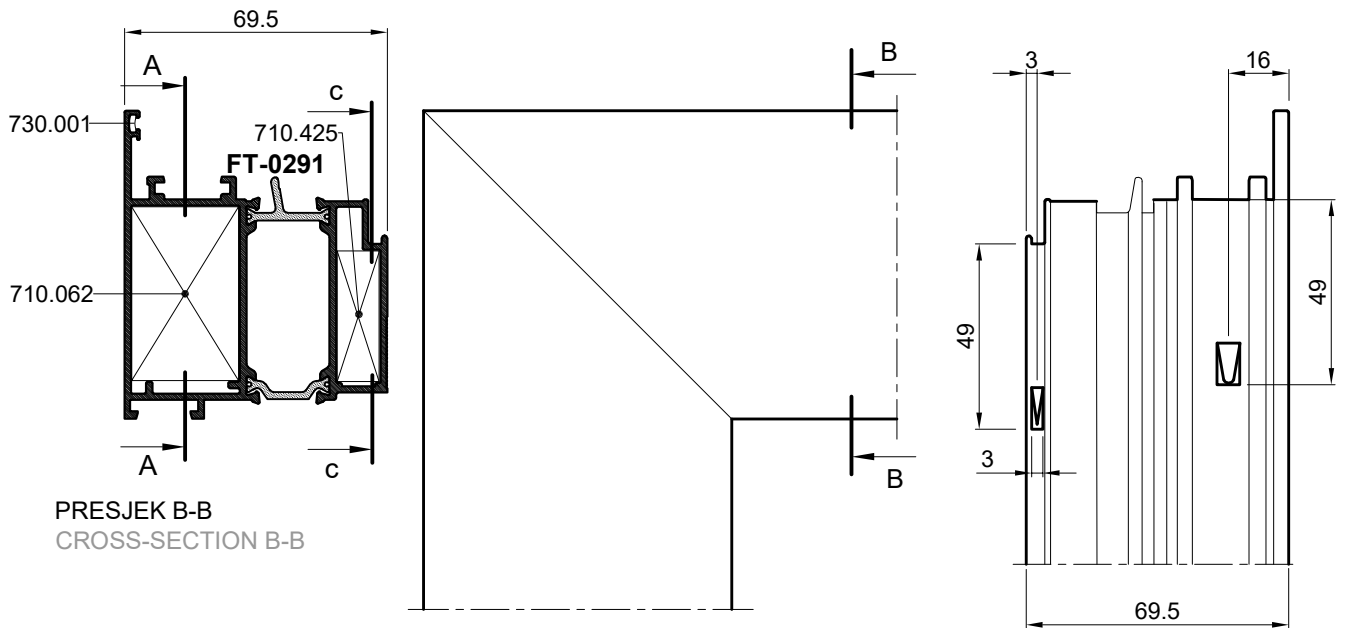
Spajanje kutnikom 710.133
vijcima M8x13 -tip Feal -(štanca S1)
Corner bracket connection 710.133
screws M8x13 -type Feal -(punch S1)

Spajanje kutnikom 710.425
uprešavanjem stijenke profila
prema kutniku
Corn. brac. connection 710.425
aluminium profile corner
crimping



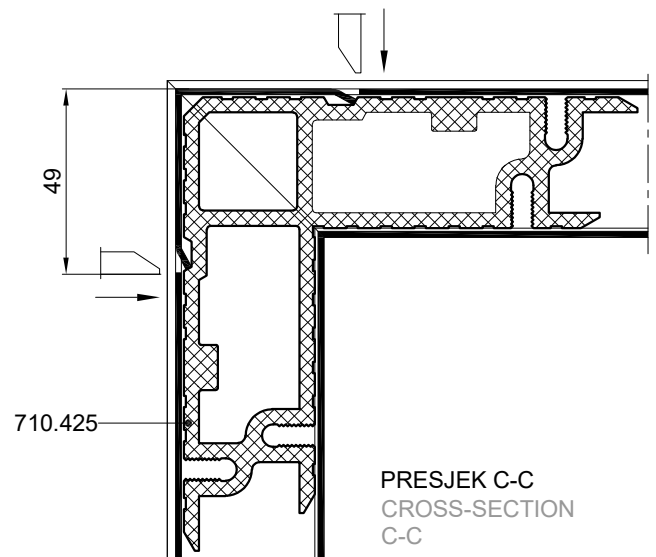
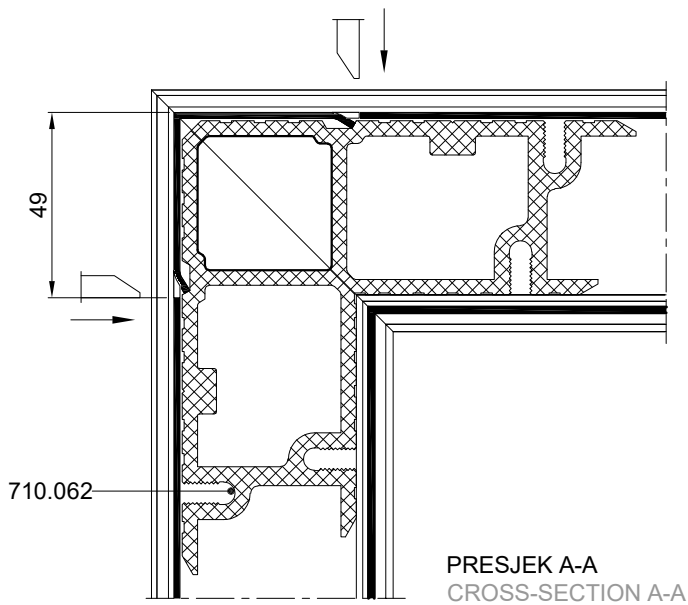
SPAJANJE PROFILA **FT-0291** KUTNICIMA 710.062, 710.425

CONNECTION OF PROFILE **FT-0291** WITH CORNER BRACKETS 710.062, 710.425



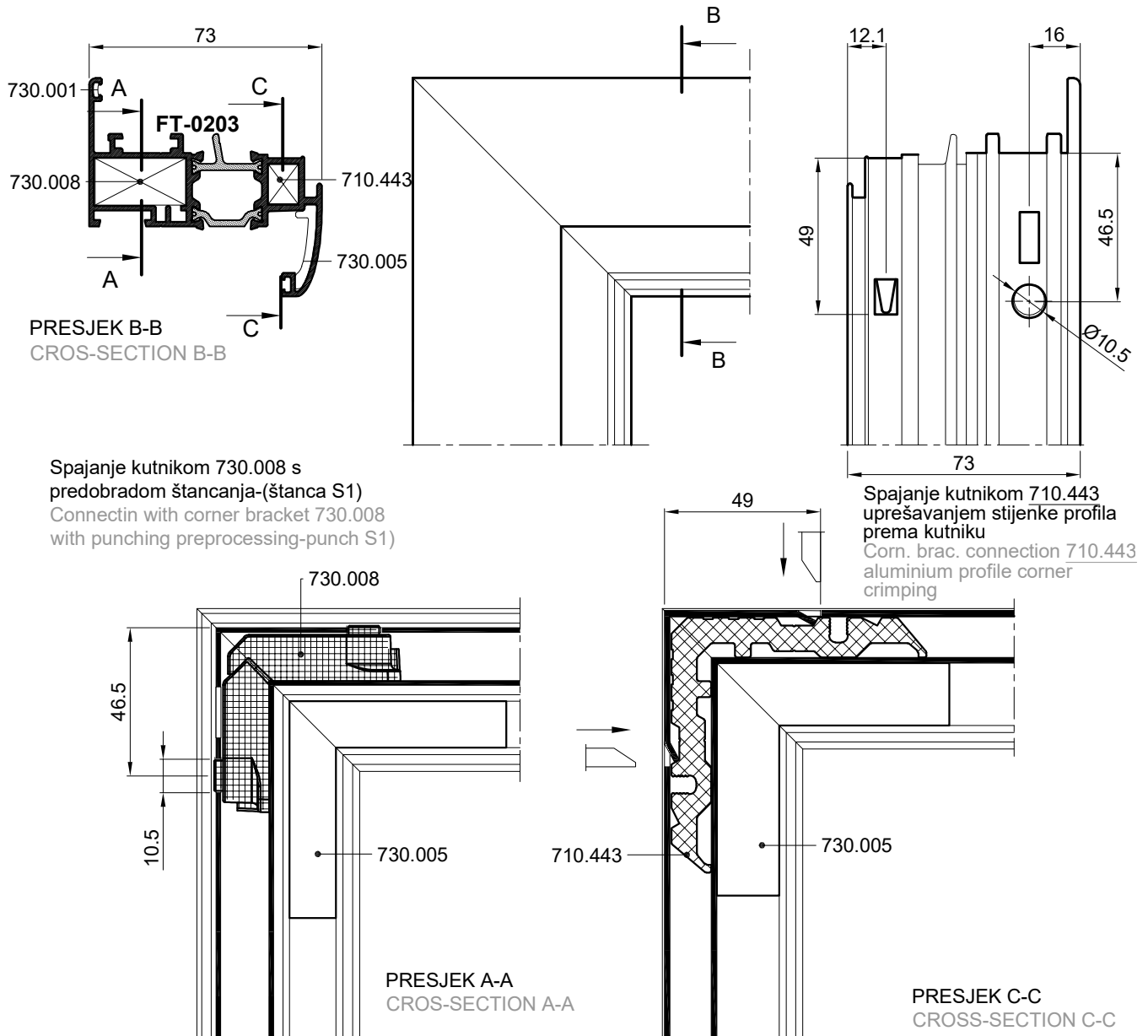
Spajanje kutnikom 710.062
uprešavanjem stijenke profila
prema kutniku
Corn. brac. connection 710.062
aluminium profile corner
crimping

Spajanje kutnikom 710.425
uprešavanjem stijenke profila
prema kutniku
Corn. brac. connection 710.425
aluminium profile corner
crimping



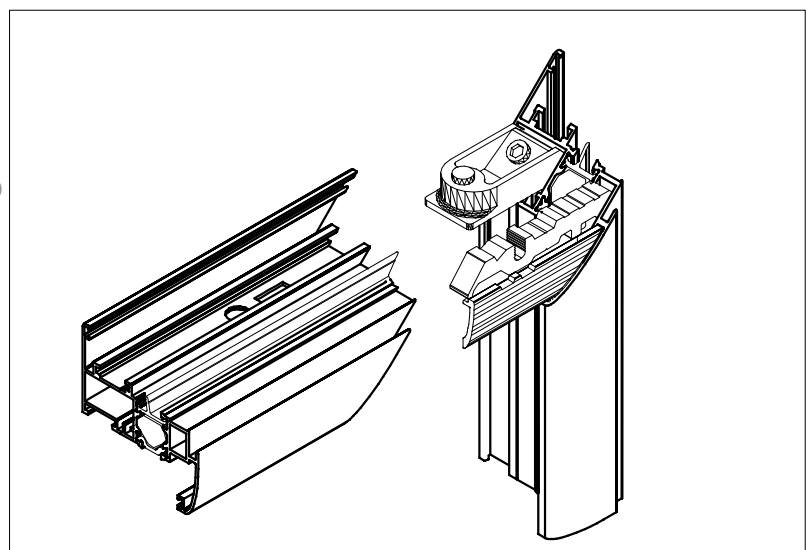
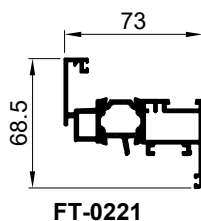
SPAJANJE PROFILA FT-0203 KUTNICIMA; 730.008, 710.443

CONNECTION OF PROFILE FT-0203 WITH CORNER BRACKETS; 730.008, 710.443



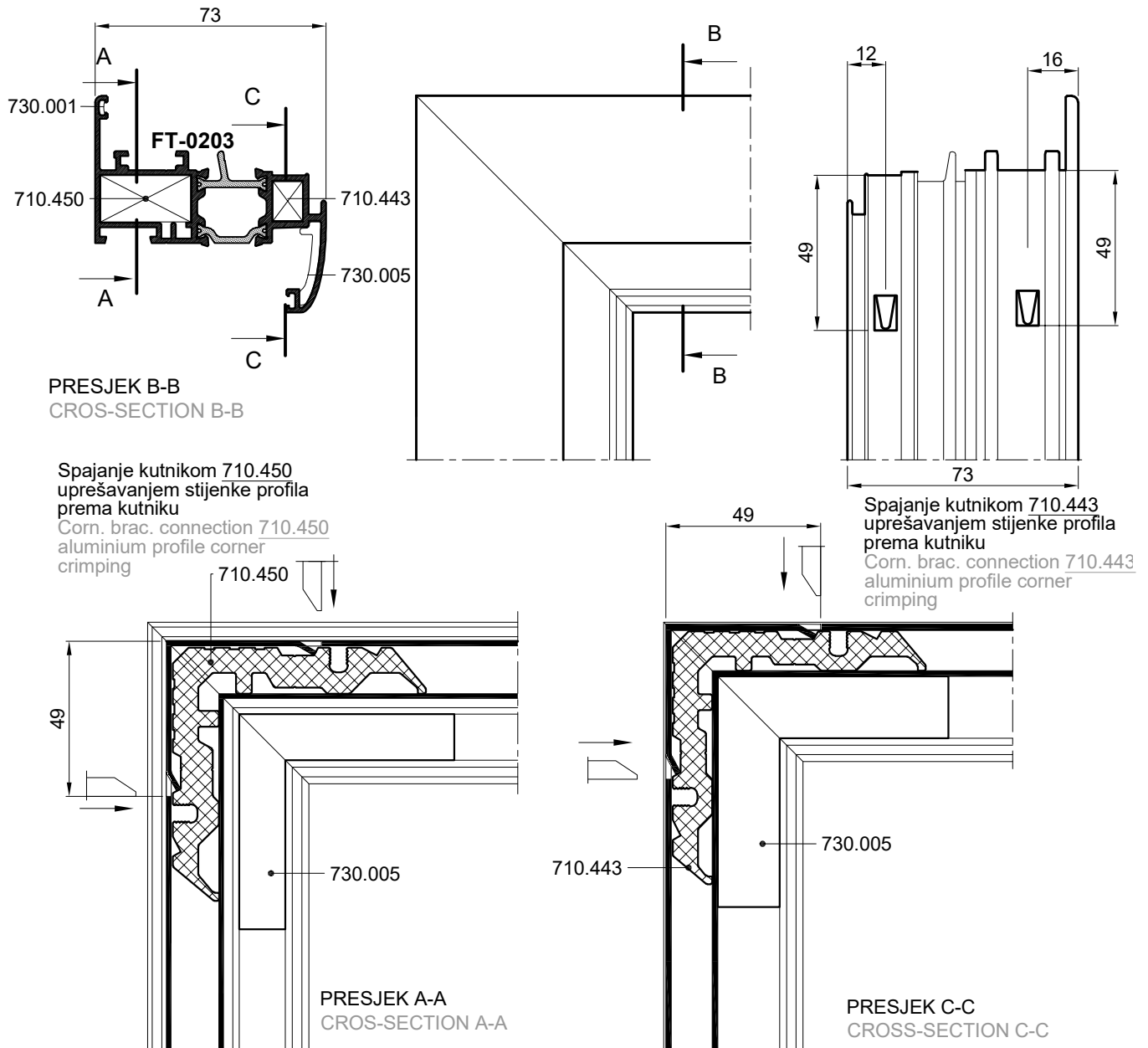
OVAJ RASPORED I NAČIN SPAJANJA KUTNICIMA PRIMJENJIV JE I NA PROFILE FT-0221

THIS ARRANGEMENT AND BIDDING METHOD WITH CORNER BRACKETS IS ALSO APPLICABLE FOR PROFILE FT-0221



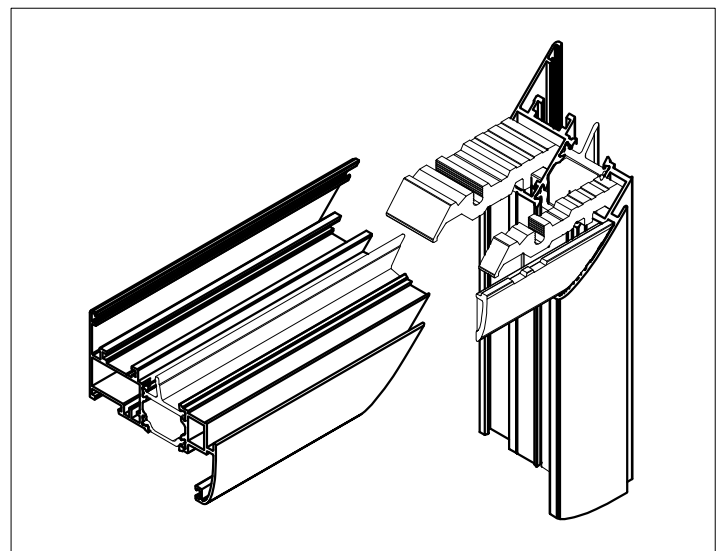
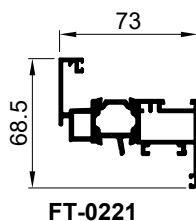
SPAJANJE PROFILA FT-0203 KUTNICIMA; 710.450, 710.443

CONNECTION OF PROFILE FT-0203 WITH CORNER BRACKETS; 710.450, 710.443



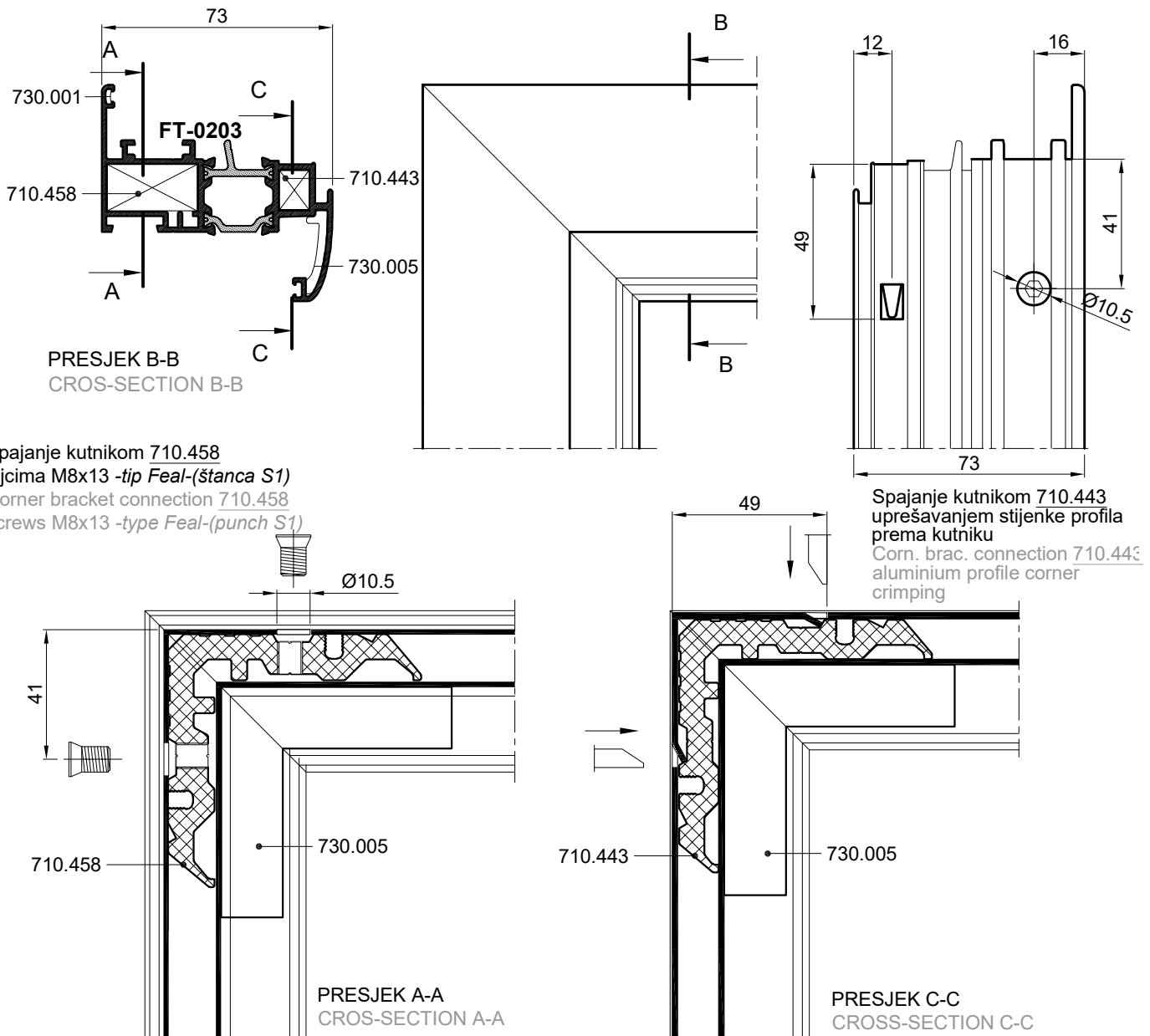
OVAJ RASPORED I NAČIN SPAJANJA
KUTNICIMA PRIMJENJIV JE I NA PROFILE
FT-0221

THIS ARRANGEMENT AND BIDDING METHOD
WITH CORNER BRACKETS IS ALSO
APPLICABLE FOR PROFILE FT-0221



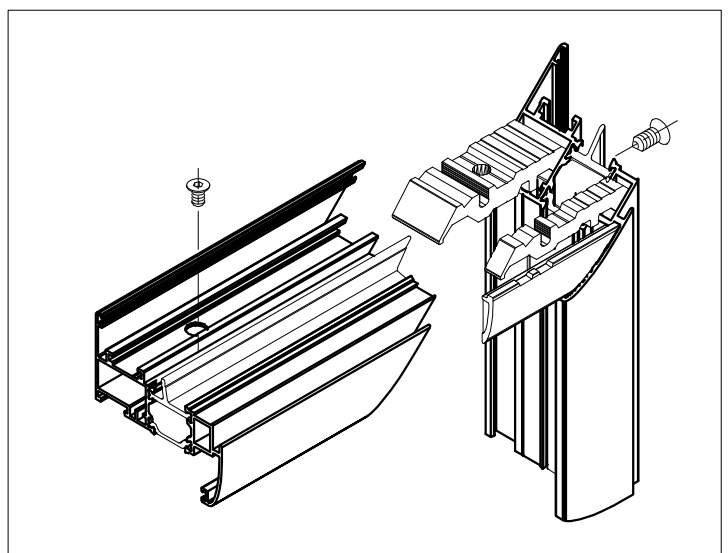
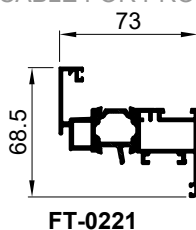
SPAJANJE PROFILA FT-0203 KUTNICIMA; 710.458, 710.443

CONNECTION OF PROFILE FT-0203 WITH CORNER BRACKETS; 710.458, 710.443



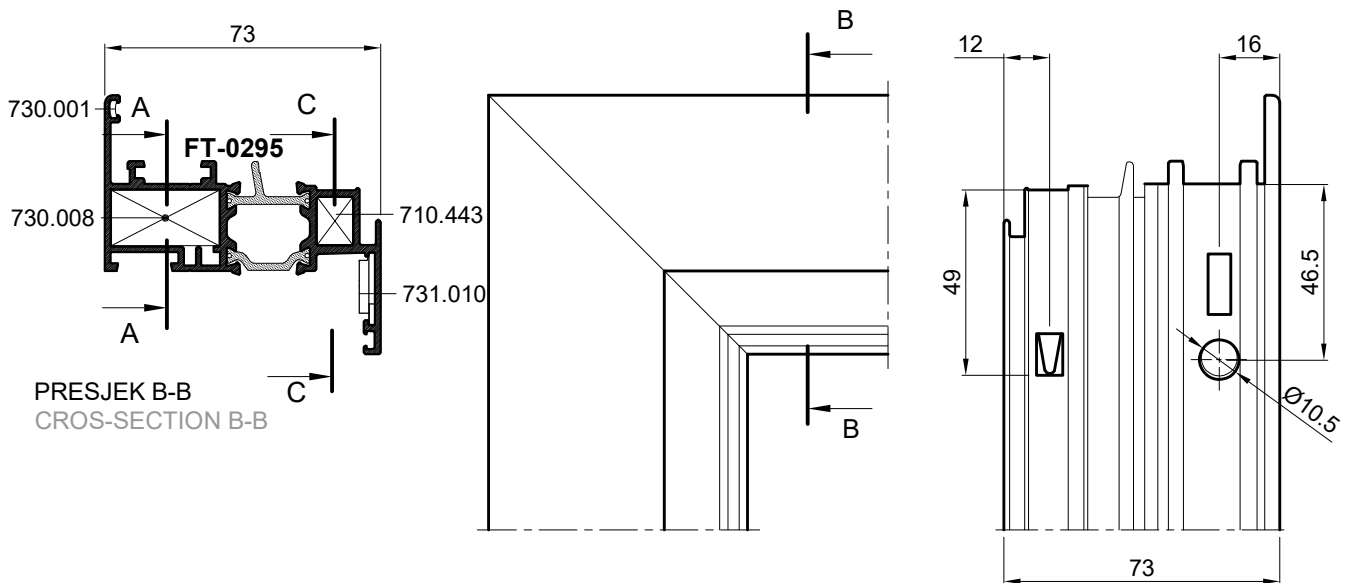
OVAJ RASPORED I NAČIN SPAJANJA
KUTNICIMA PRIMJENJIV JE I NA PROFILE
FT-0221

THIS ARRANGEMENT AND BIDDING METHOD
WITH CORNER BRACKETS IS ALSO
APPLICABLE FOR PROFILE FT-0221

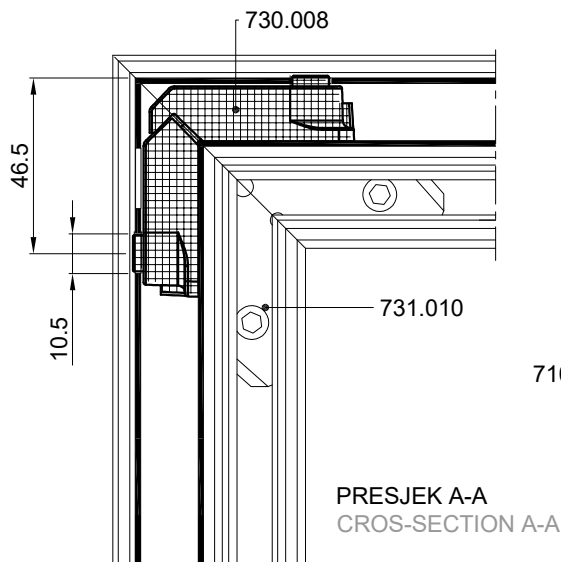


SPAJANJE PROFILA FT-0295 KUTNICIMA; 730.008, 710.443

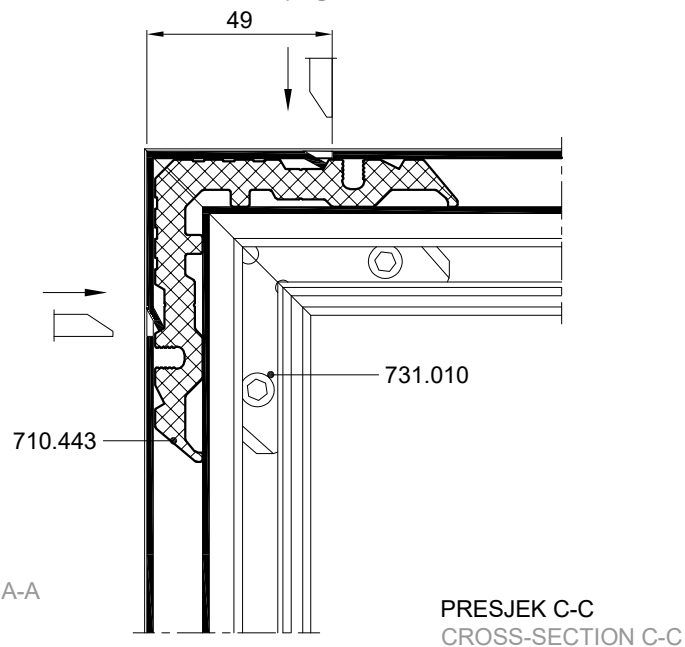
CONNECTION OF PROFILE FT-0248 WITH CORCNER BRACKETS; 730.008, 710.443



Spajanje kutnikom 730.008 s
predobradom štancanja-(štanca S1)
Connectin with corner bracket 730.008
with punching preprocessing-punch S1)

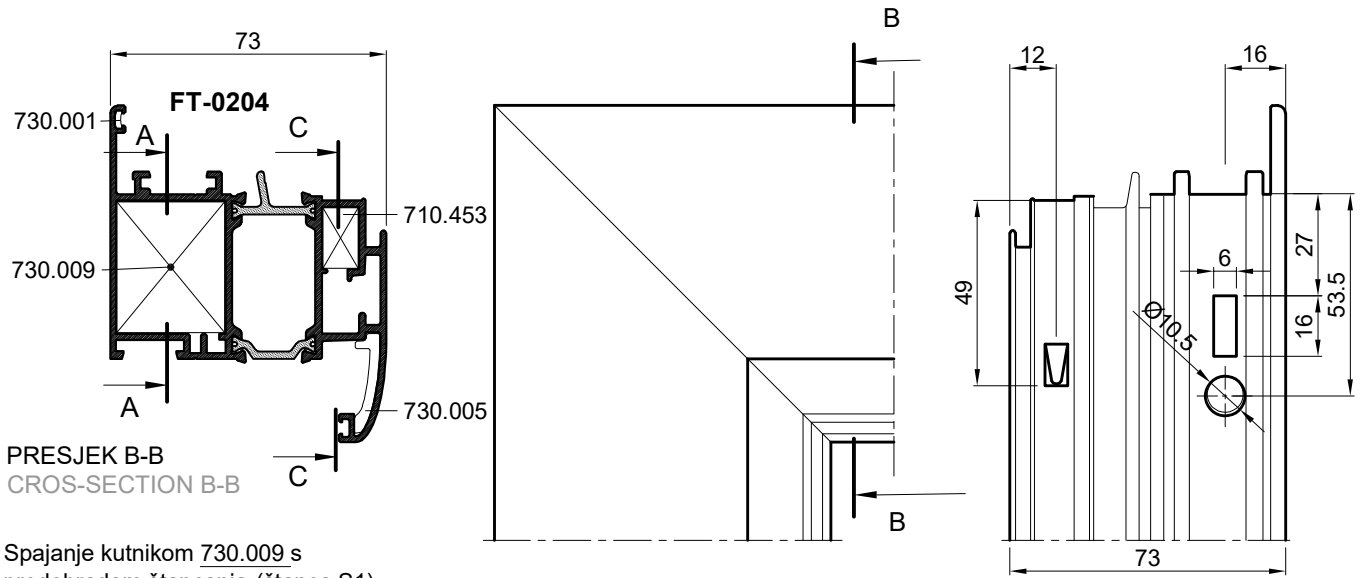


Spajanje kutnikom 710.443
uprešavanjem stijenke profila
prema kutniku
Corn. brac. connection 710.443
aluminium profile corner
crimping



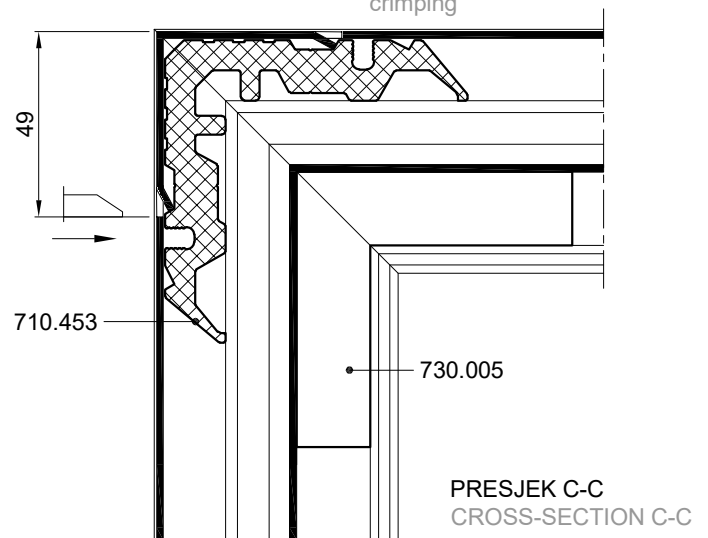
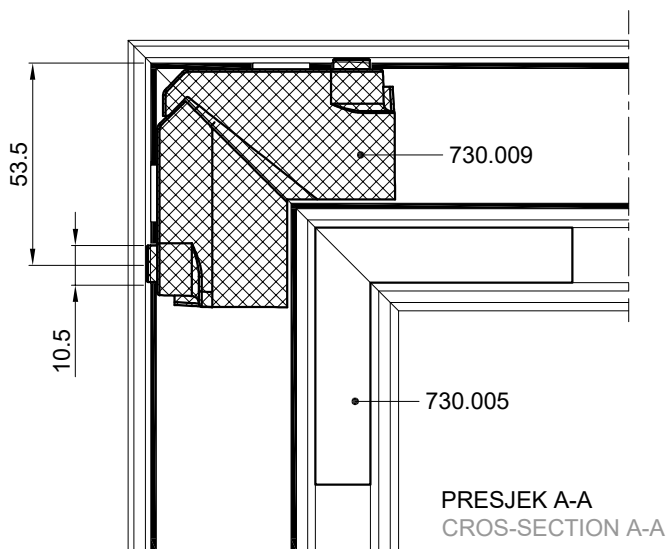
SPAJANJE PROFILA FT-0204 KUTNICIMA; 730.009, 710.453

CONNECTION OF PROFILE FT-0204 WITH CORNER BRACKETS; 730.009, 710.453



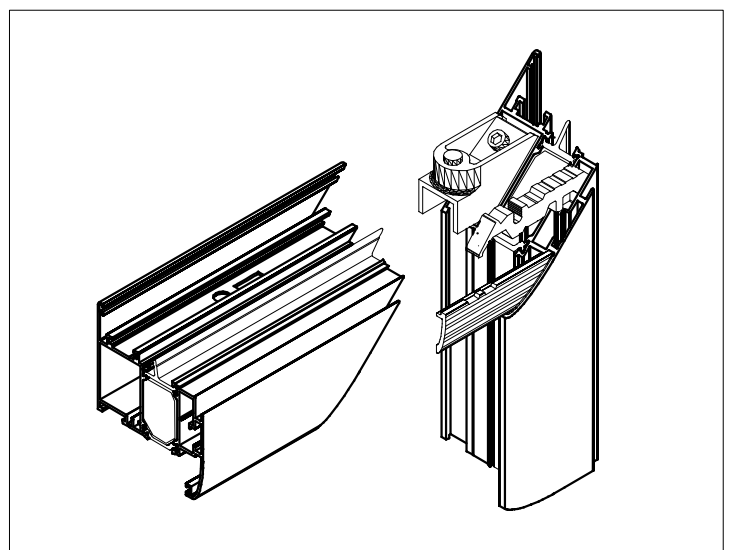
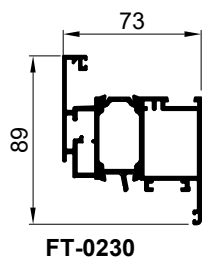
Spajanje kutnikom 730.009 s
predobradom štancanja-(štanca S1)
Connectin with corner bracket 730.009
with punching preprocessing-(punch S1)

Spajanje kutnikom 710.453
uprešavanjem stijenke profila
prema kutniku
Corn. brac. connection 710.453
aluminium profile corner
crimping



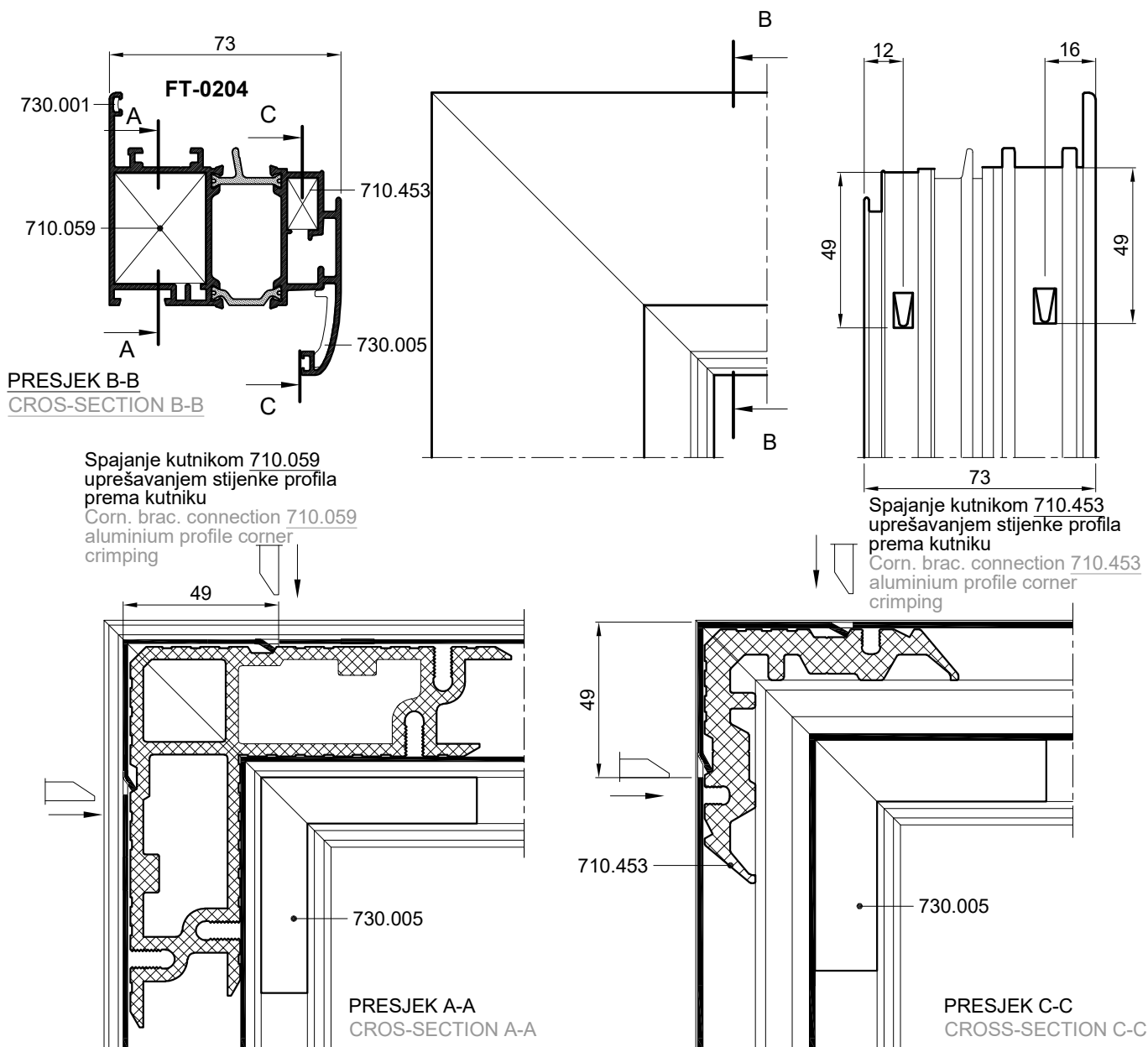
OVAJ RASPORED I NAČIN SPAJANJA
KUTNICIMA PRIMJENJIV JE I NA PROFILE
FT-0230

THIS ARRANGEMENT AND BIDDING METHOD
WITH CORNER BRACKETS IS ALSO
APPLICABLE FOR PROFILE FT-0230



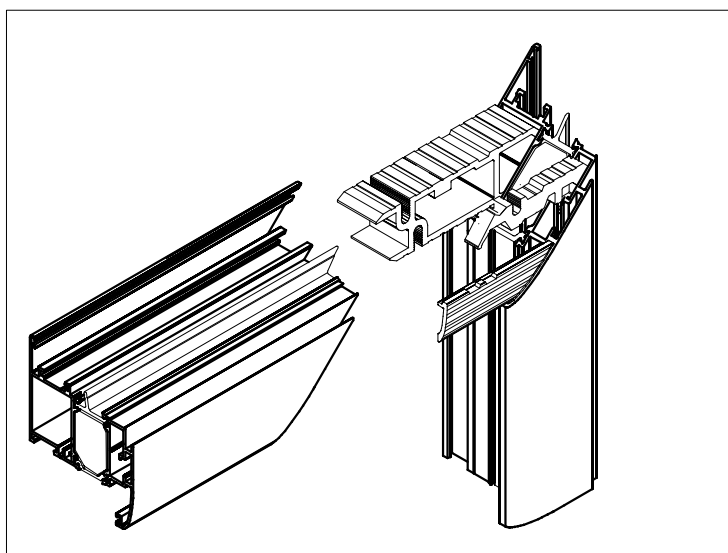
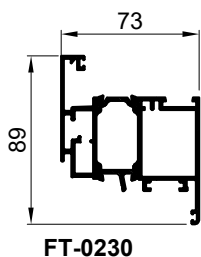
SPAJANJE PROFILA FT-0204 KUTNICIMA; 710.059, 710.453

CONNECTION OF PROFILES FT-0204 WITH CORNER BRACKETS; 710.059, 710.453



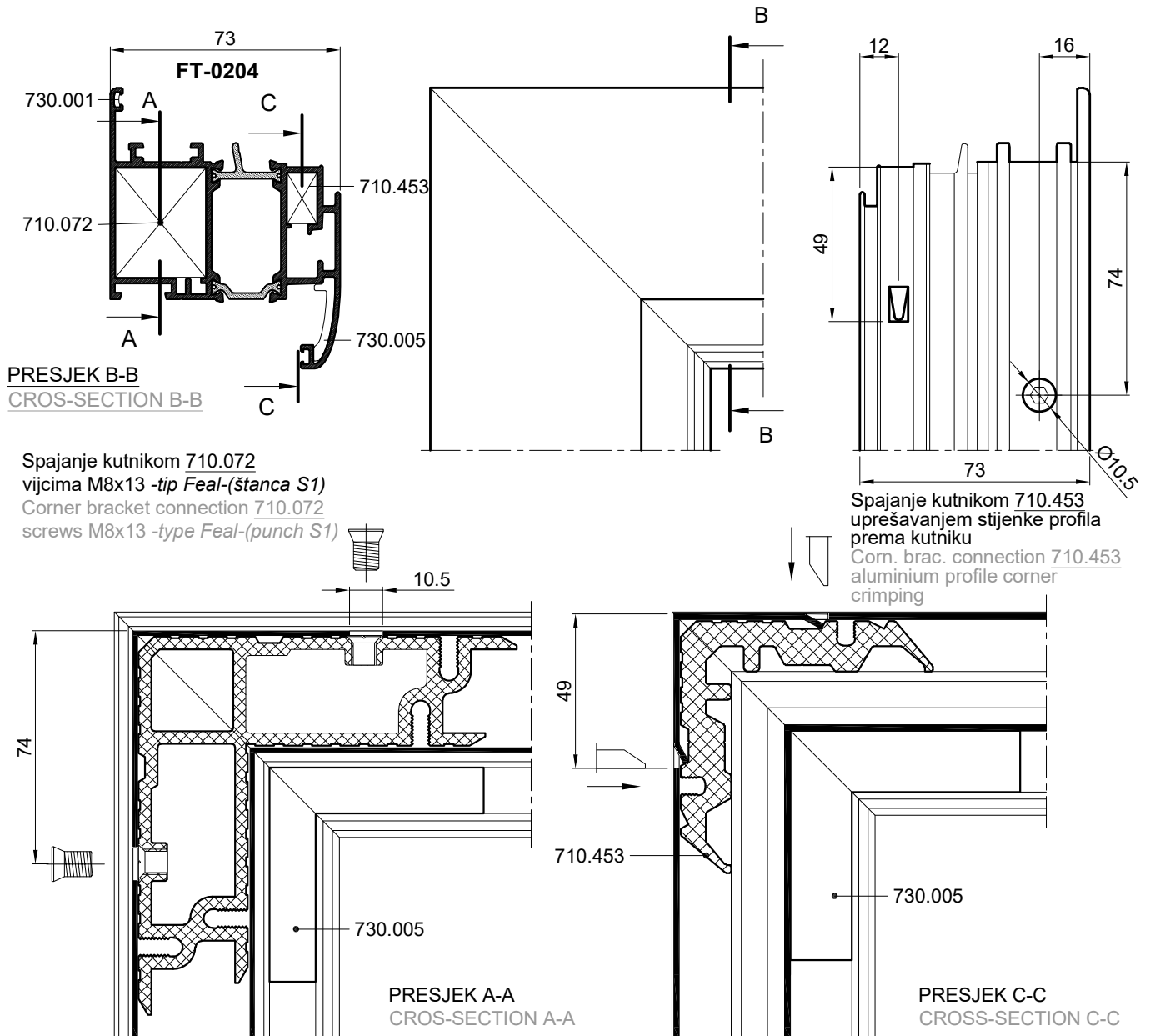
OVAJ RASPORED I NAČIN SPAJANJA
KUTNICIMA PRIMJENJIV JE I NA PROFILE
FT-0230

THIS ARRANGEMENT AND BIDDING METHOD
WITH CORNER BRACKETS IS ALSO
APPLICABLE FOR PROFILE FT-0230



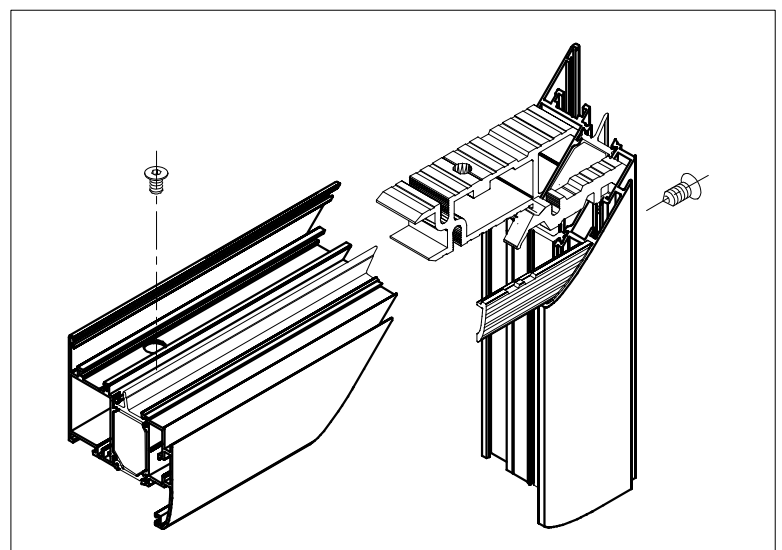
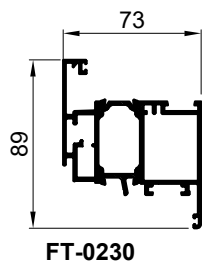
SPAJANJE PROFILA FT-0204 KUTNICIMA; 710.072, 710.453

CONNECTION OF PROFILE FT-0204 WITH CORNER BRACKETS; 710.072, 710.453



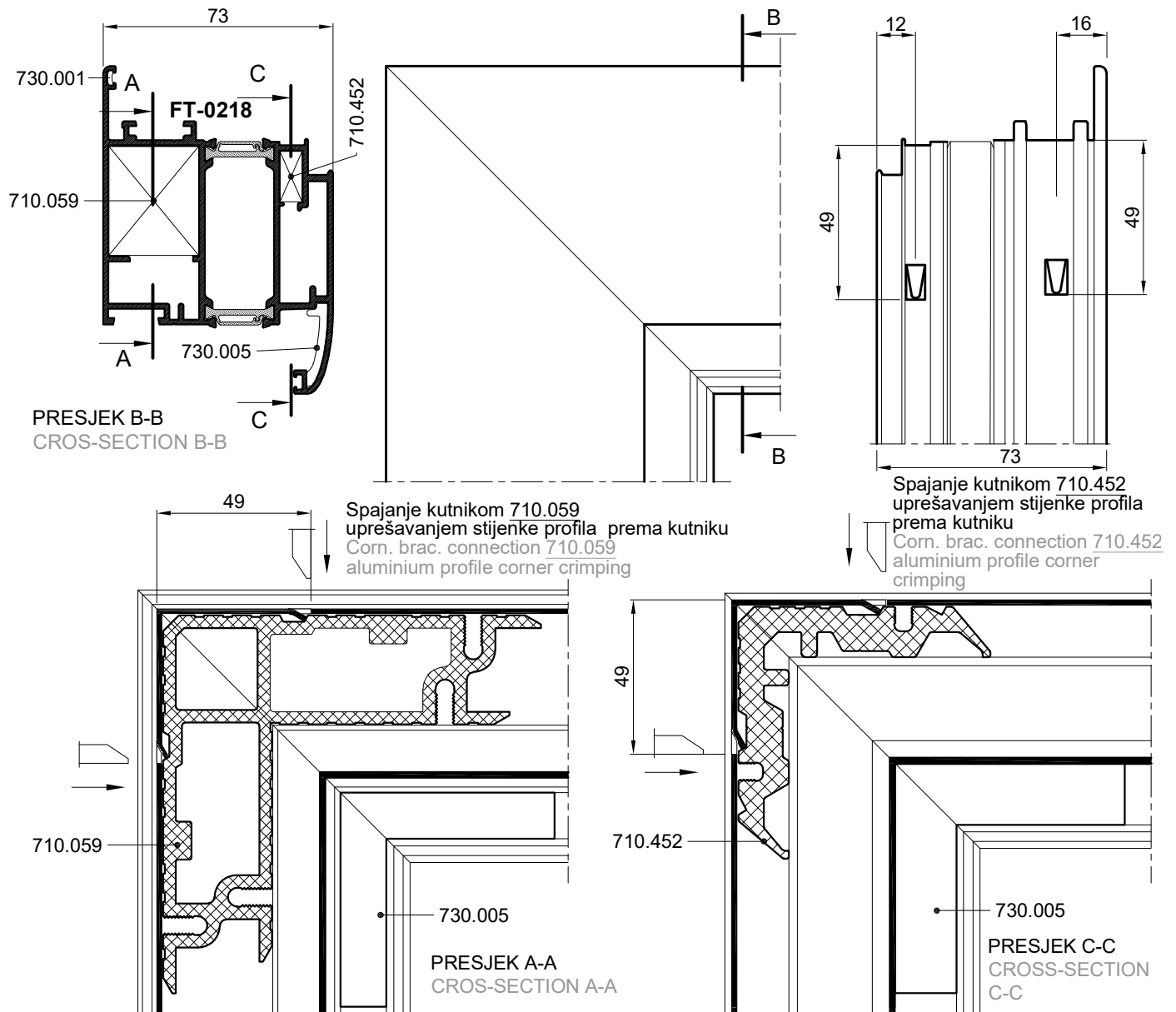
OVAJ RASPORED I NAČIN SPAJANJA
KUTNICIMA PRIMJENJIV JE I NA PROFILE
FT-0230

THIS ARRANGEMENT AND BIDDING METHOD
WITH CORNER BRACKETS IS ALSO
APPLICABLE FOR PROFILE FT-0230



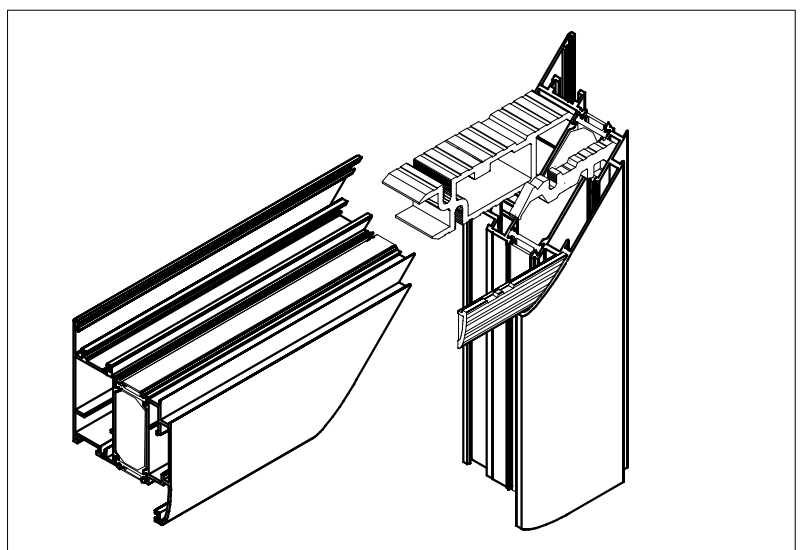
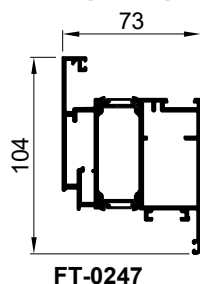
SPAJANJE PROFILA FT-0218 KUTNICIMA; 710.059, 710.452

CONNECTION OF PROFILE FT-0218 WITH CORNER BRACKETS; 710.059, 710.452



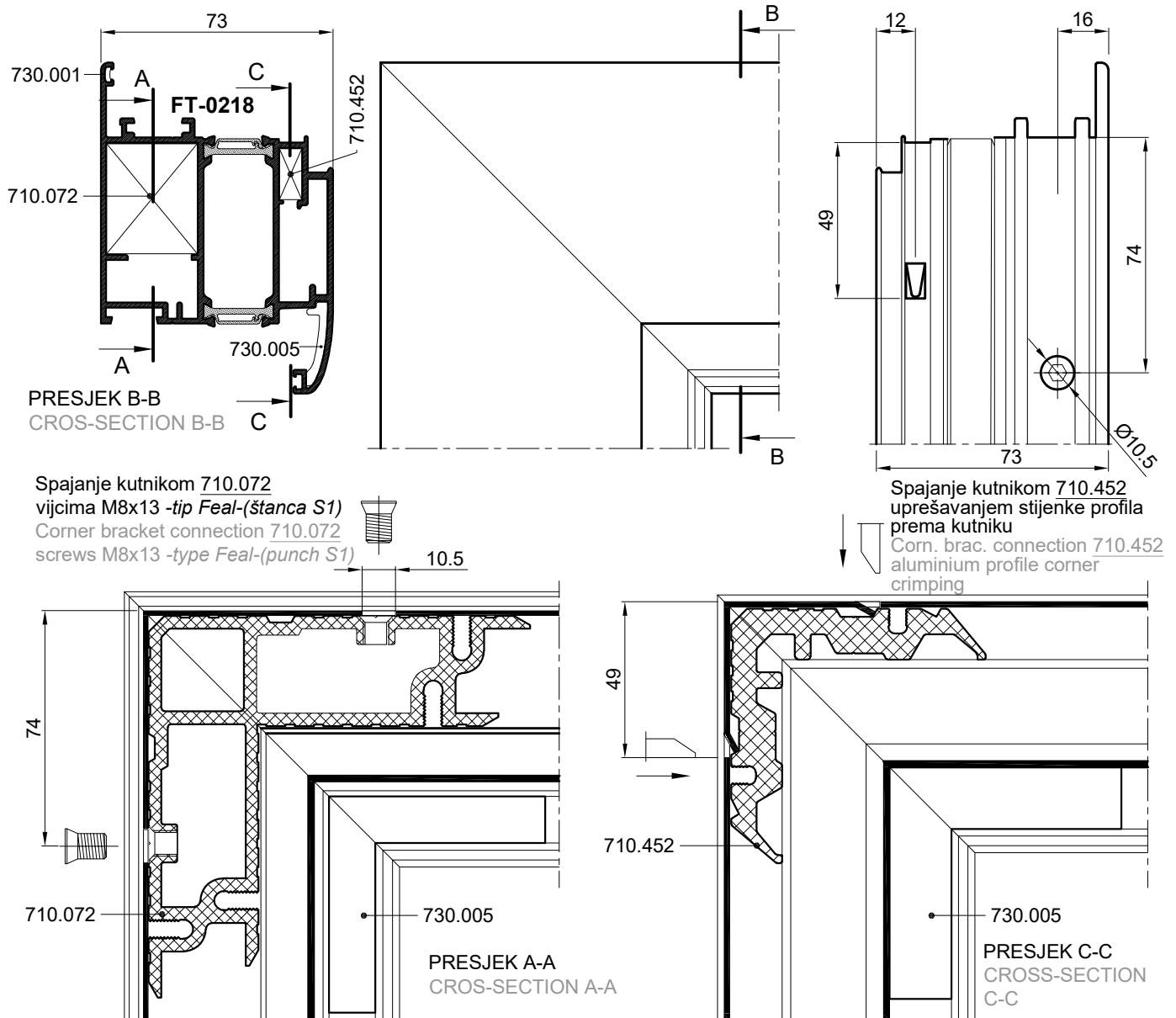
OVAJ RASPORED I NAČIN SPAJANJA
KUTNICIMA PRIMJENJIV JE I NA PROFILE
FT-0247

THIS ARRANGEMENT AND BIDDING METHOD
WITH CORNER BRACKETS IS ALSO
APPLICABLE FOR PROFILE FT-0247

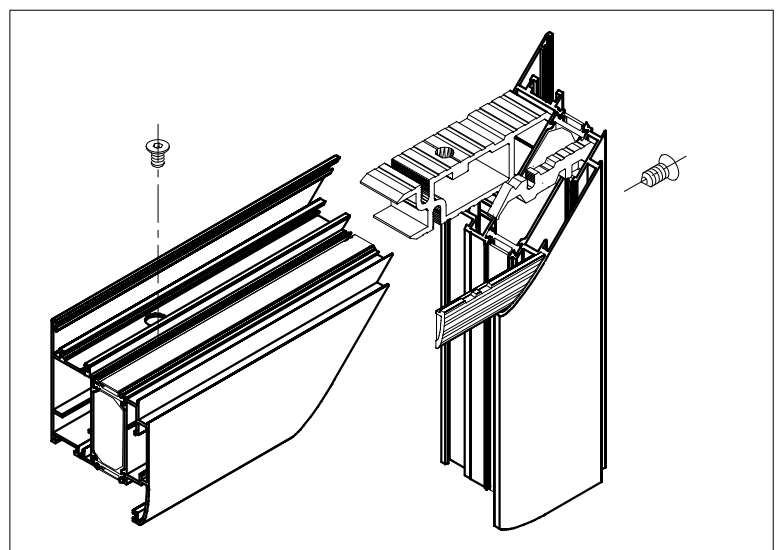
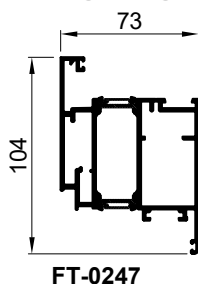


SPAJANJE PROFILA FT-0218 KUTNICIMA; 710.072, 710.452

CONNECTION OF PROFILES FT-0218 WITH CORNER BRACKETS; 710.072, 710.452

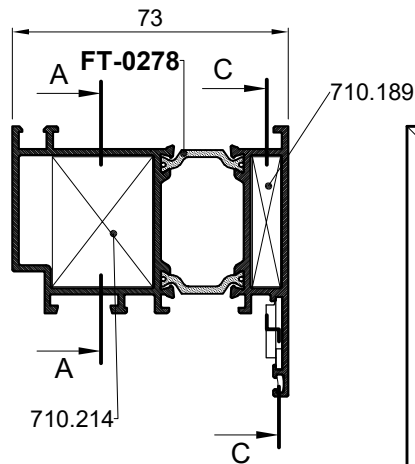


OVAJ RASPORED I NAČIN SPAJANJA
KUTNICIMA PRIMJENJIV JE I NA PROFILE
FT-0247
THIS ARRANGEMENT AND BIDDING METHOD
WITH CORNER BRACKETS IS ALSO
APPLICABLE FOR PROFILE **FT-0247**

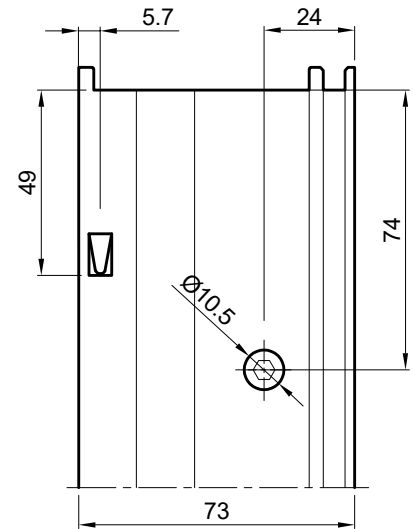
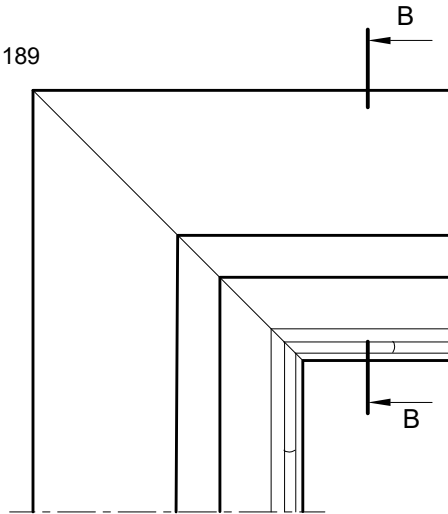


SPAJANJE PROFILA FT-0278 KUTNICIMA 710.214, 710.189

CONNECTION OF PROFILE FT-0278 WITH CORNER BRACKETS 710.214, 710.189

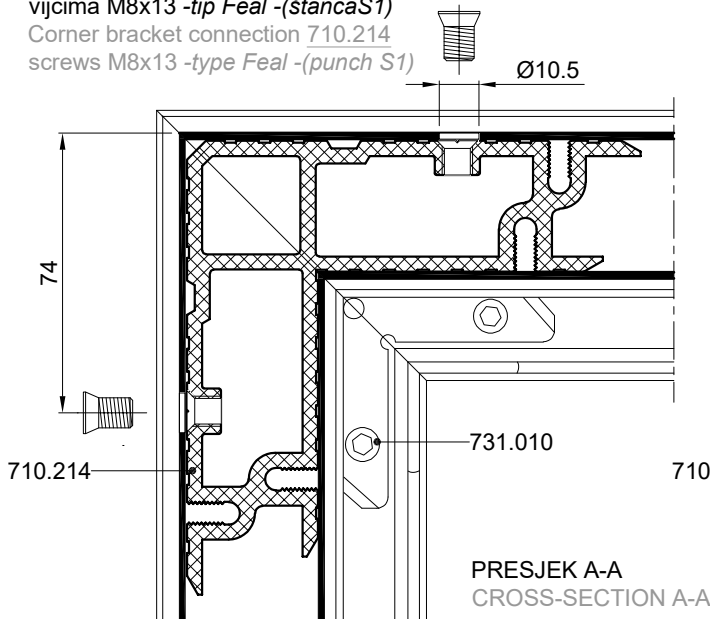


PRESJEK B-B
CROSS-SECTION B-B

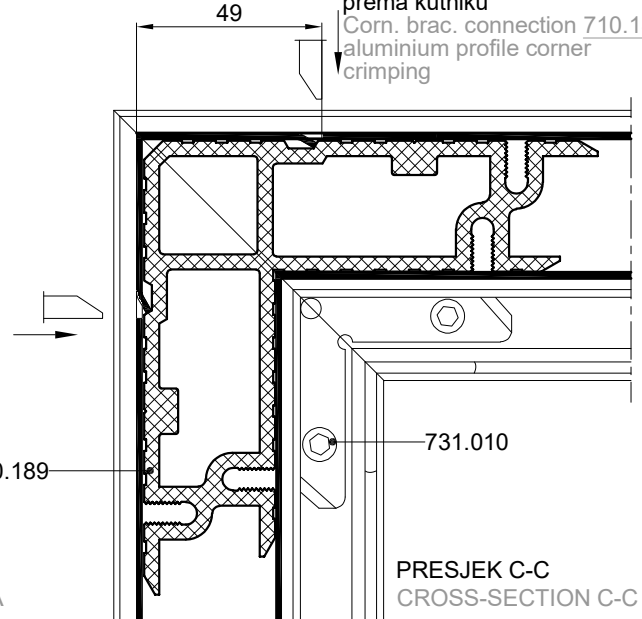


Spajanje kutnikom 710.214
vijcima M8x13 -tip Feal -(štanca S1)
Corner bracket connection 710.214
screws M8x13 -type Feal -(punch S1)

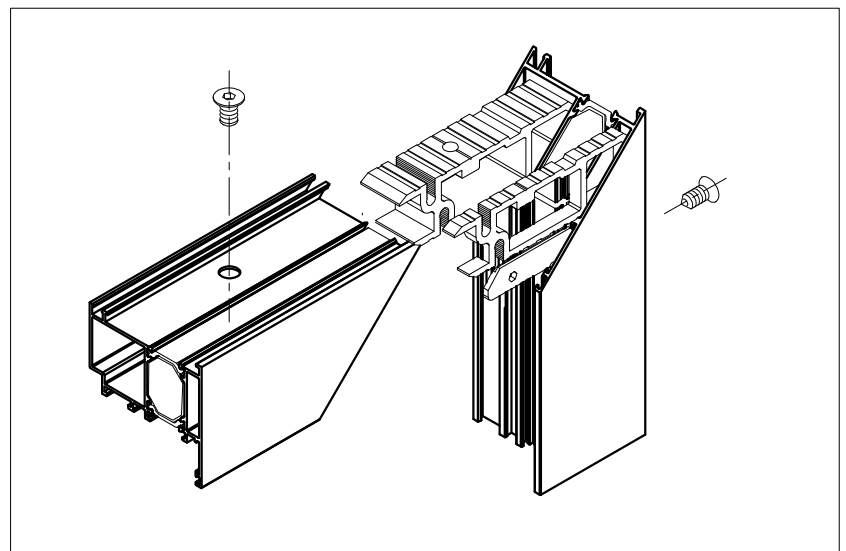
Spajanje kutnikom 710.189
uprešavanjem stijenke profila
prema kutniku
Corn. brac. connection 710.189
aluminium profile corner
crimping



PRESJEK A-A
CROSS-SECTION A-A

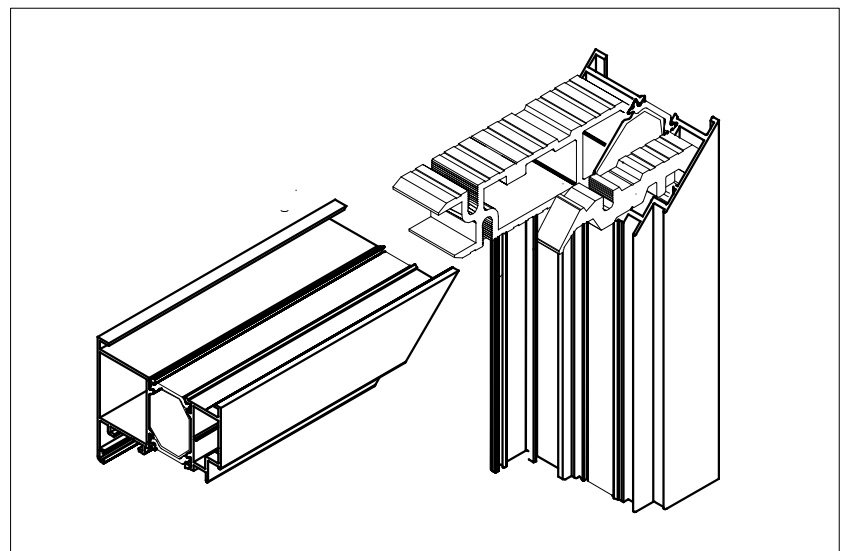
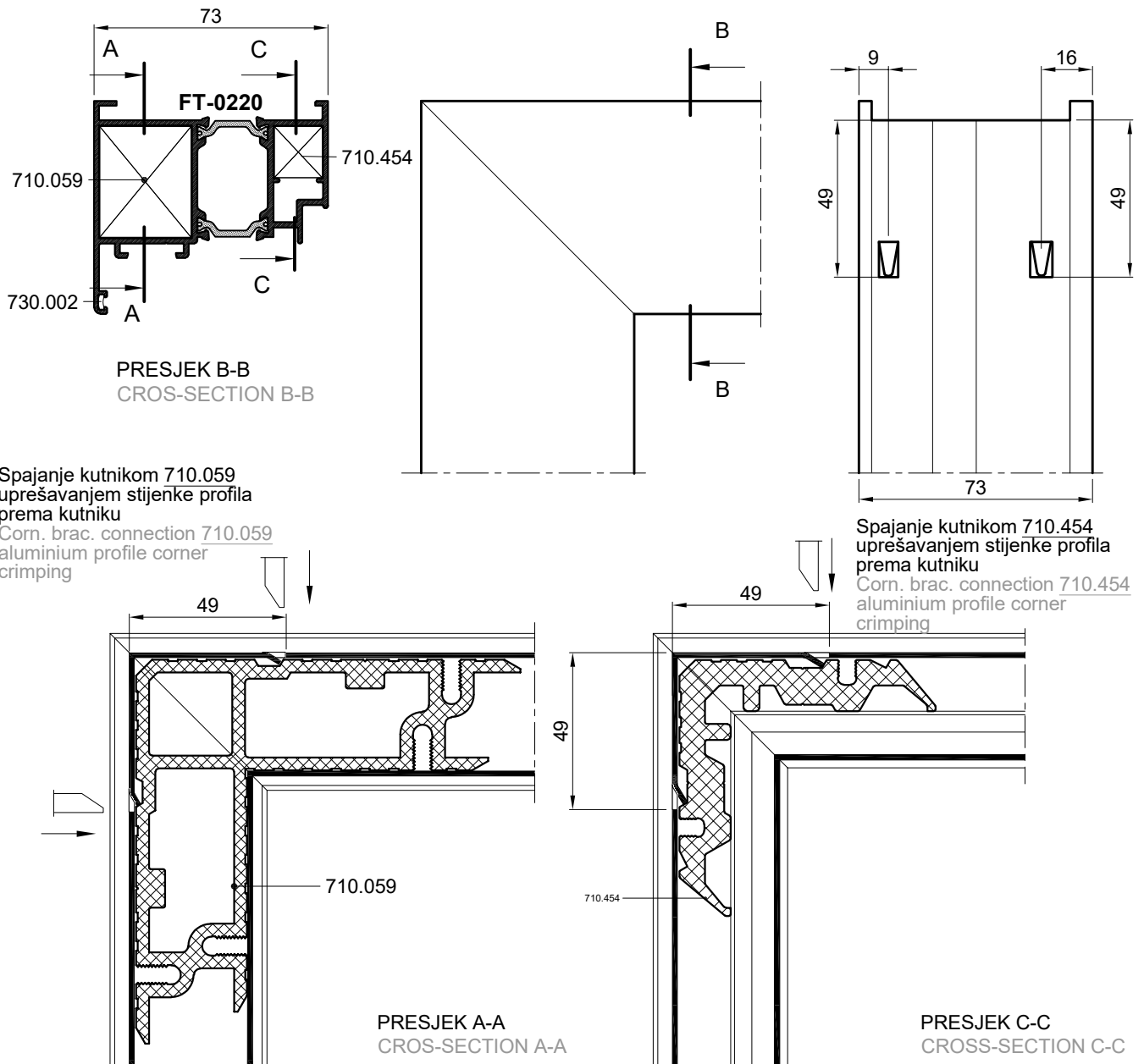


PRESJEK C-C
CROSS-SECTION C-C



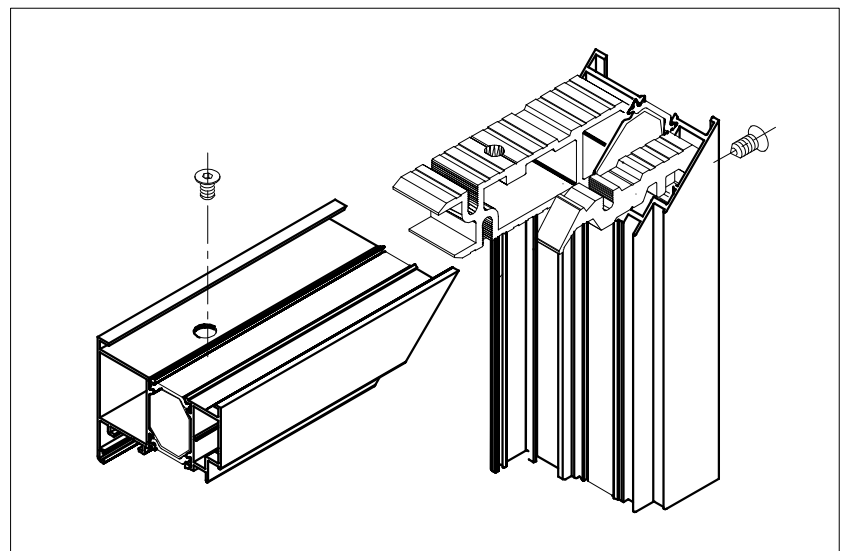
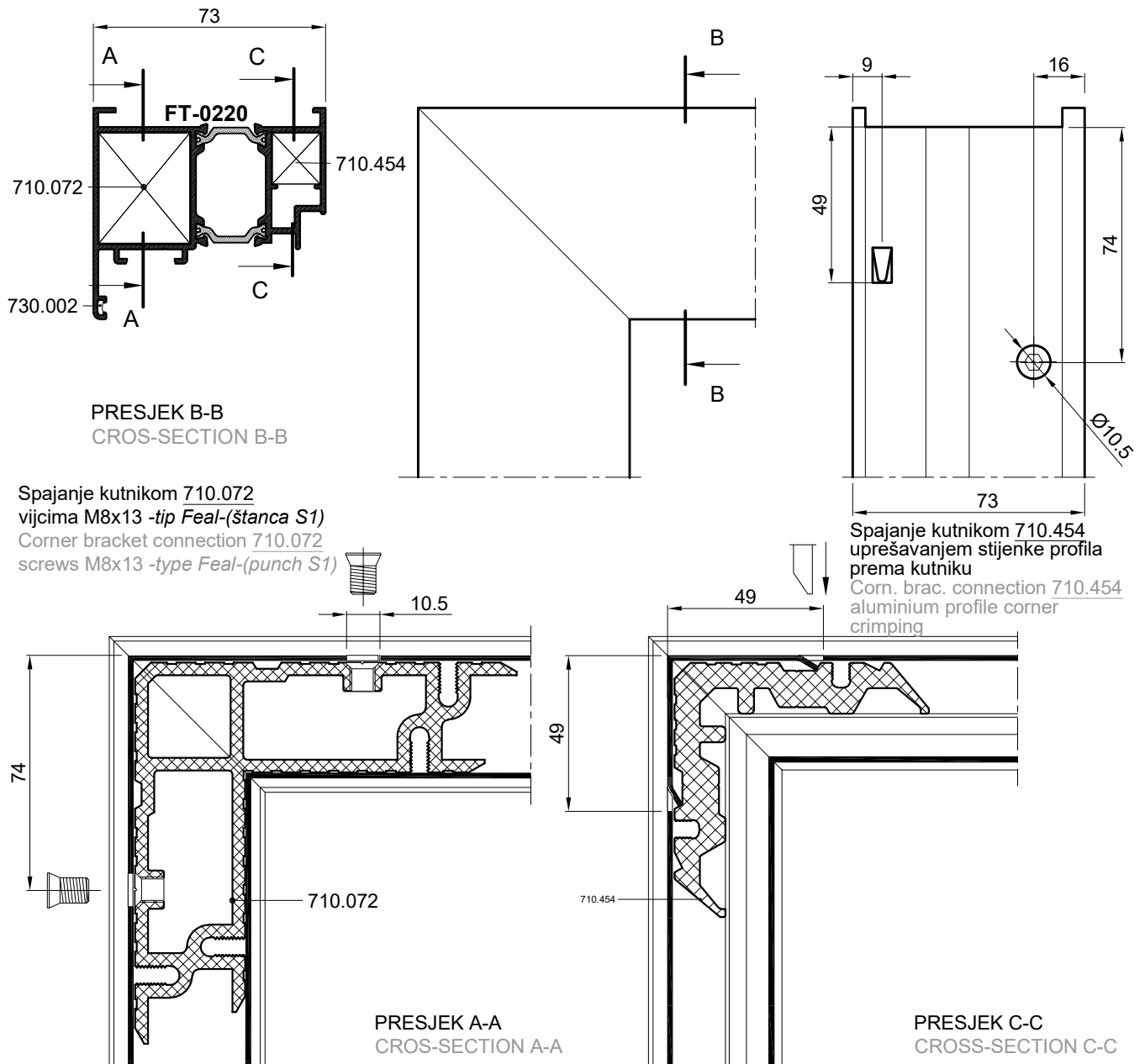
SPAJANJE PROFILA FT-0220 KUTNICIMA; 710.059, 710.454

CONNECTION OF PROFILE FT-0220 WITH CORNER BRACKETS; 710.059, 710.454



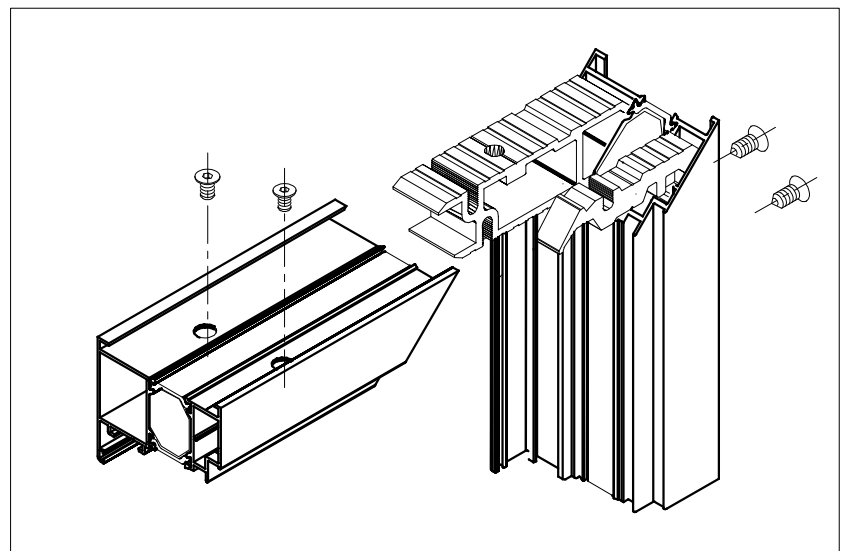
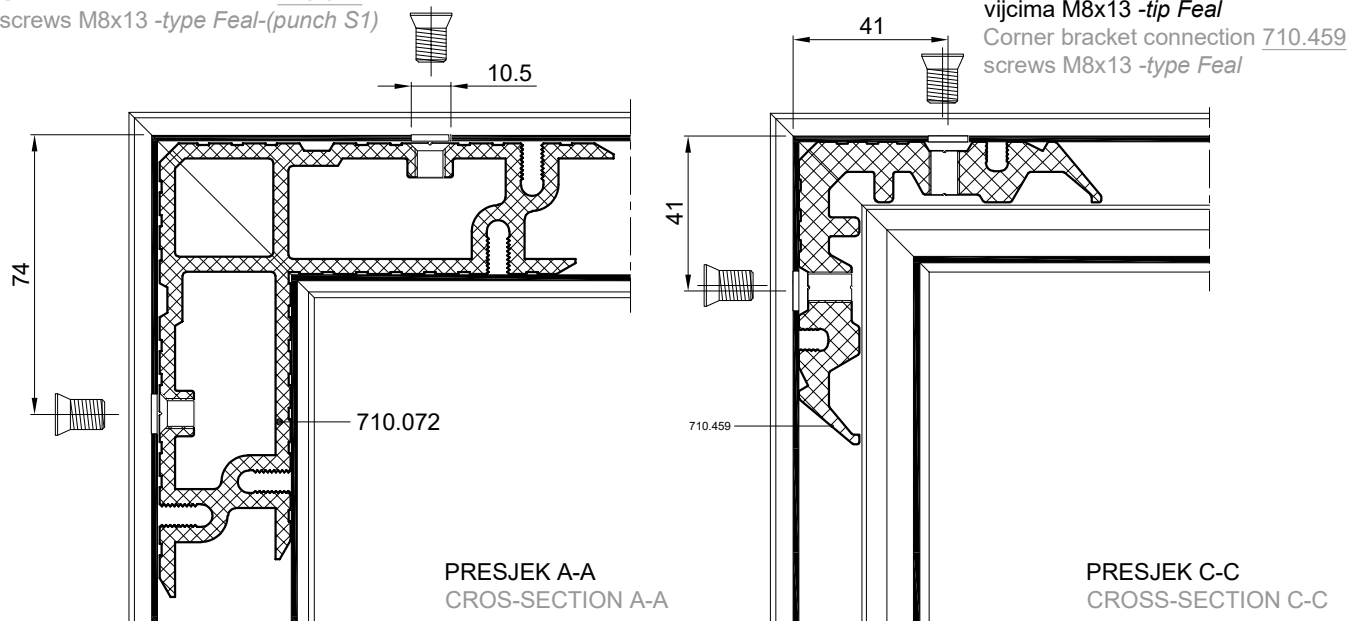
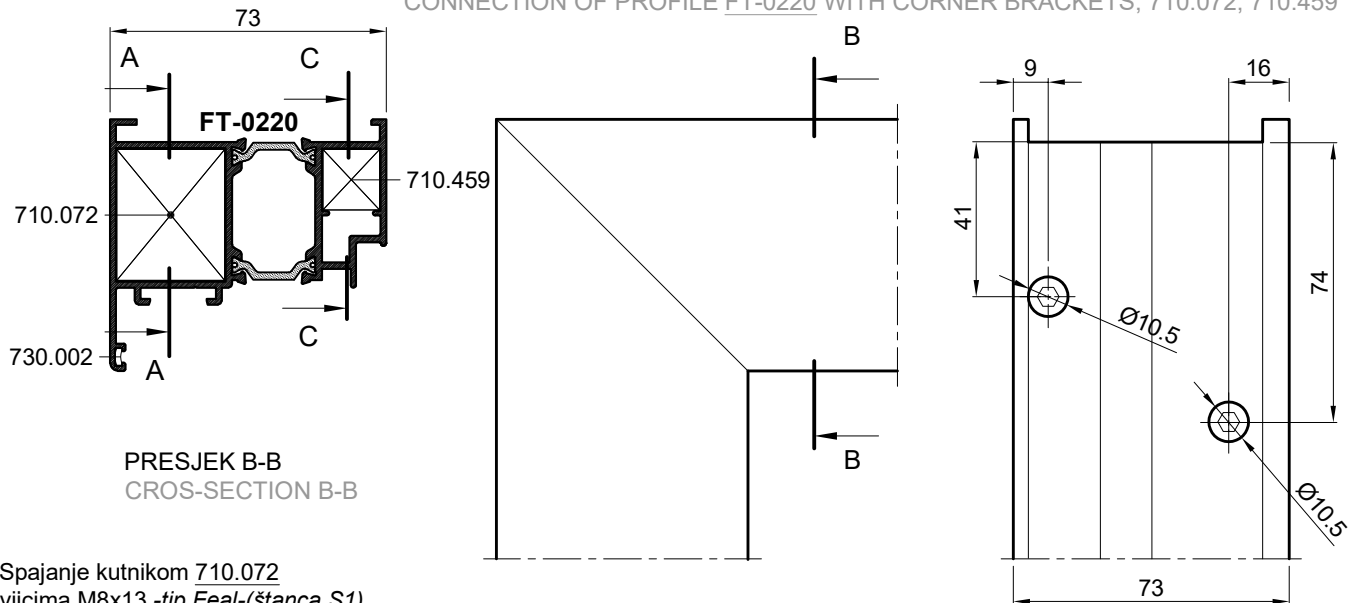
SPAJANJE PROFILA FT-0220 KUTNICIMA; 710.072, 710.454

CONNECTION OF PROFILE FT-0220 WITH CORNER BRACKETS; 710.072, 710.454



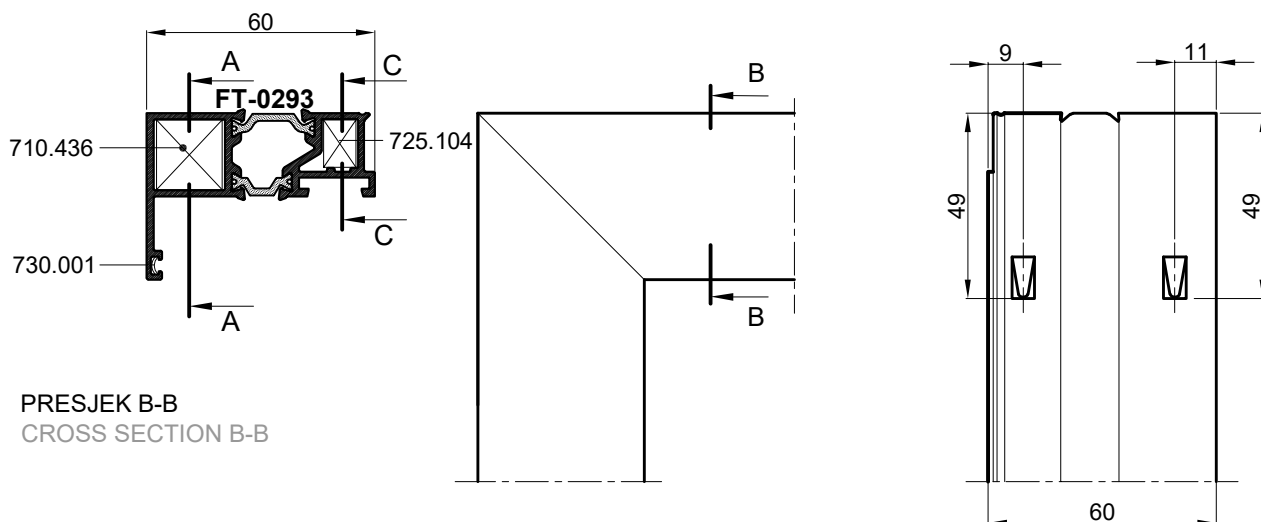
SPAJANJE PROFILA FT-0220 KUTNICIMA; 710.072, 710.459

CONNECTION OF PROFILE FT-0220 WITH CORNER BRACKETS; 710.072, 710.459



SPAJANJE PROFILA FT-0239 KUTNICIMA; 710.436, 725.104

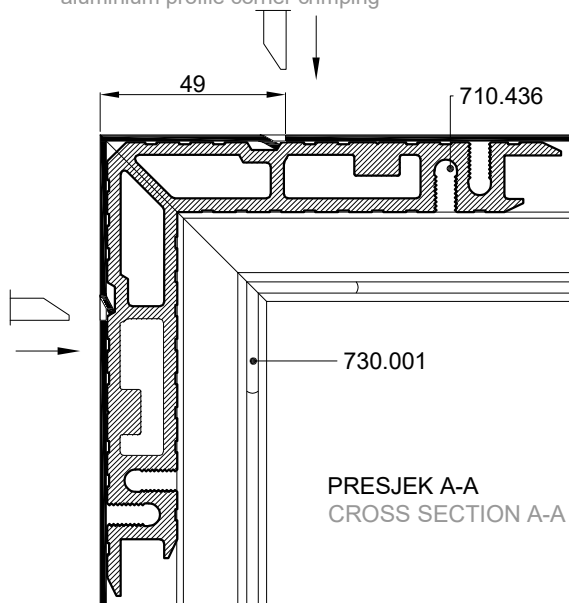
CONNECTION OF PROFILE FT-0239 WITH CORNER BRACKETS; 710.436, 725.104



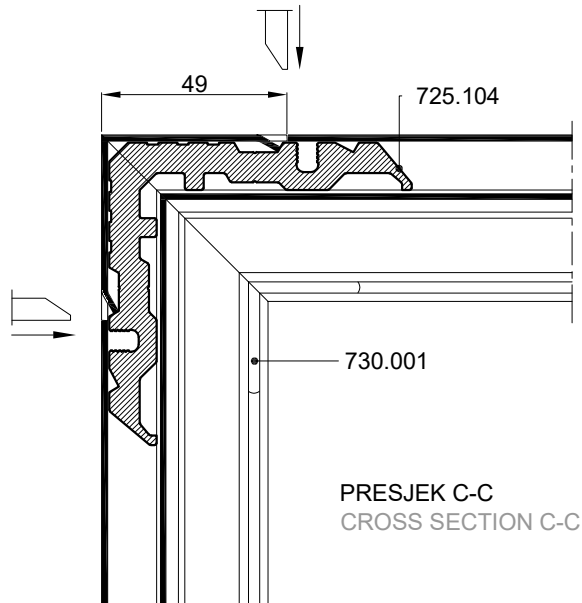
PRESJEK B-B
CROSS SECTION B-B

Spajanje kutnikom 710.436
uprešavanjem stijenke profila
u kutnu spojinu
Corn. brac. connection 710.436
aluminium profile corner crimping

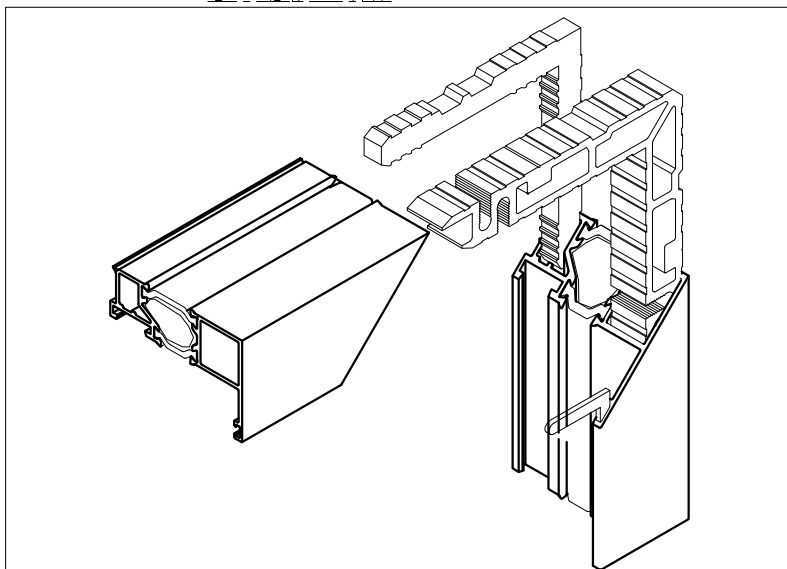
Spajanje kutnikom 725.104
uprešavanjem stijenke
profila u kutnu spojinu
Corn. brac. connection 725.104
aluminium profile corner crimping



PRESJEK A-A
CROSS SECTION A-A

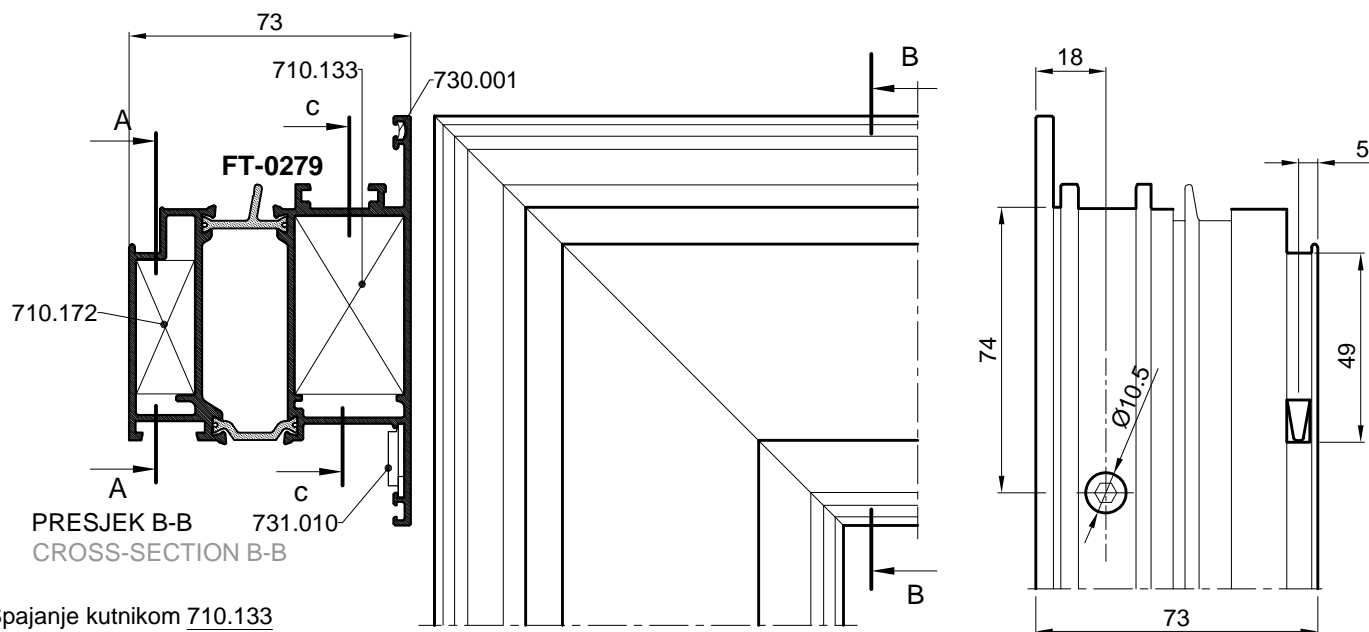


PRESJEK C-C
CROSS SECTION C-C



SPAJANJE PROFILA FT-0279 KUTNICIMA 710.133, 710.172

CONNECTION OF PROFILE FT-0279 WITH CORNER BRACKETS 710.133, 710.172



Spajanje kutnikom 710.133

vijcima M8x13 -tip Feal -(štanca S1)

Corner bracket connection 710.133

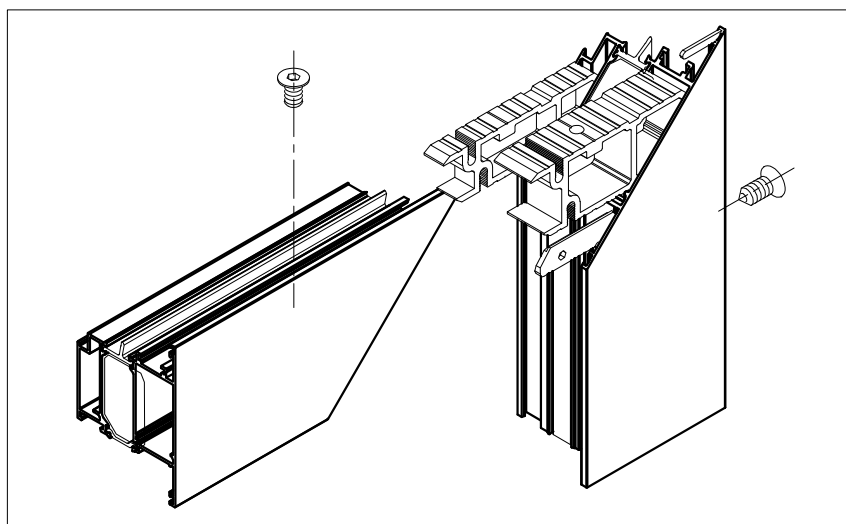
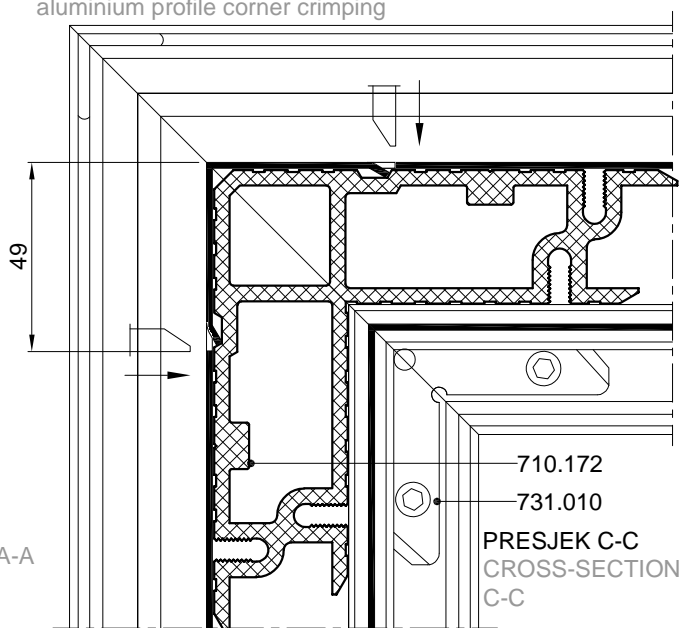
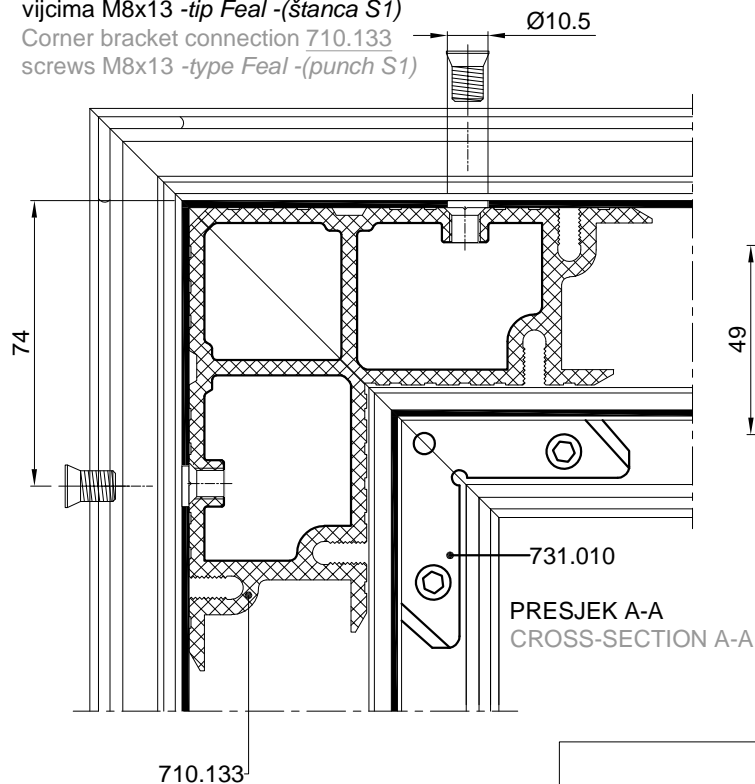
screws M8x13 -type Feal -(punch S1)

Spajanje kutnikom 710.172

uprešavanjem stijenke profila prema kutniku

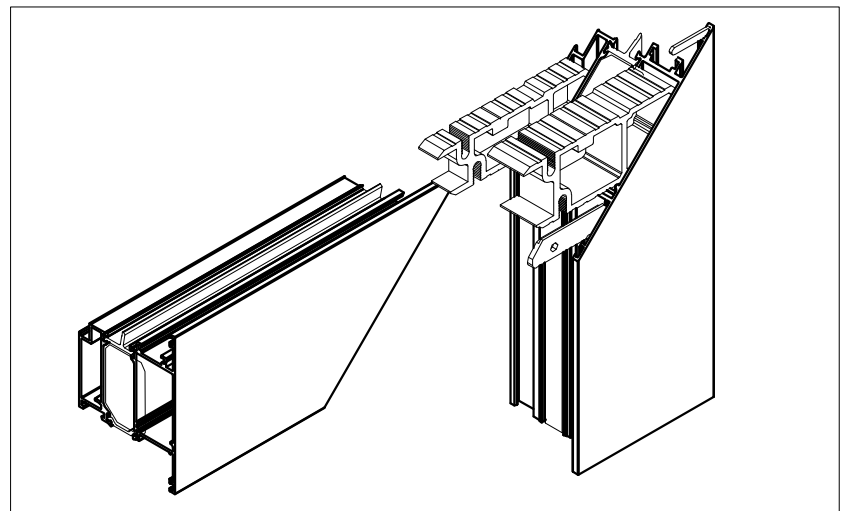
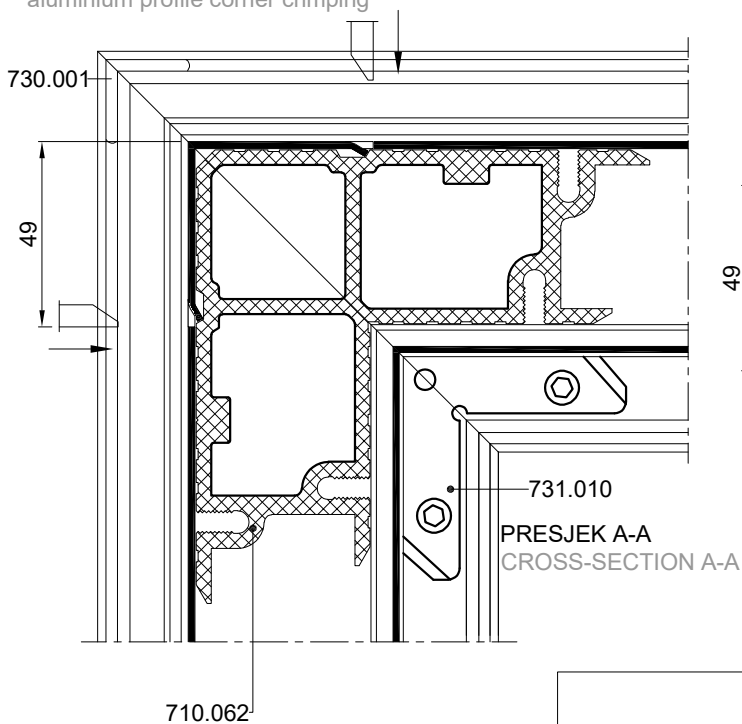
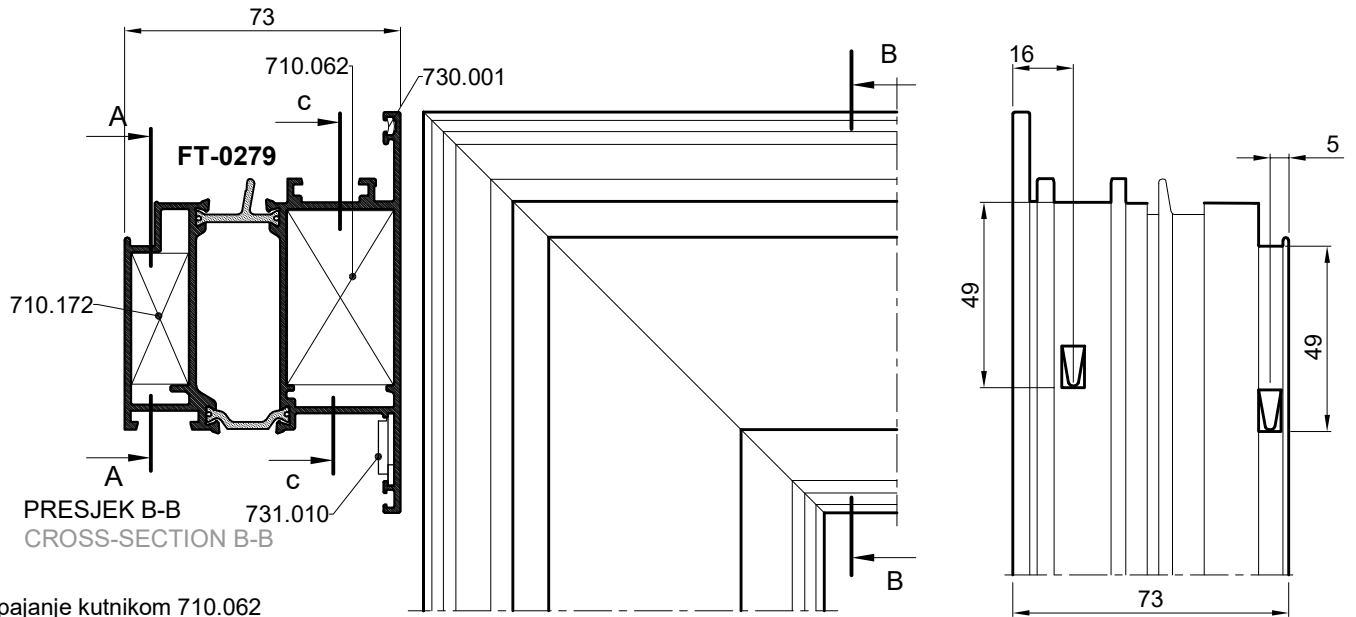
Corn. brac. connection 710.172

aluminium profile corner crimping



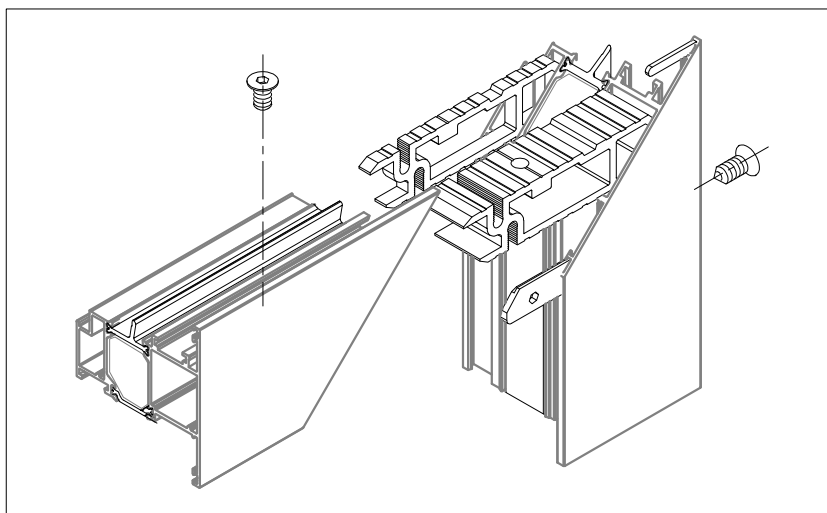
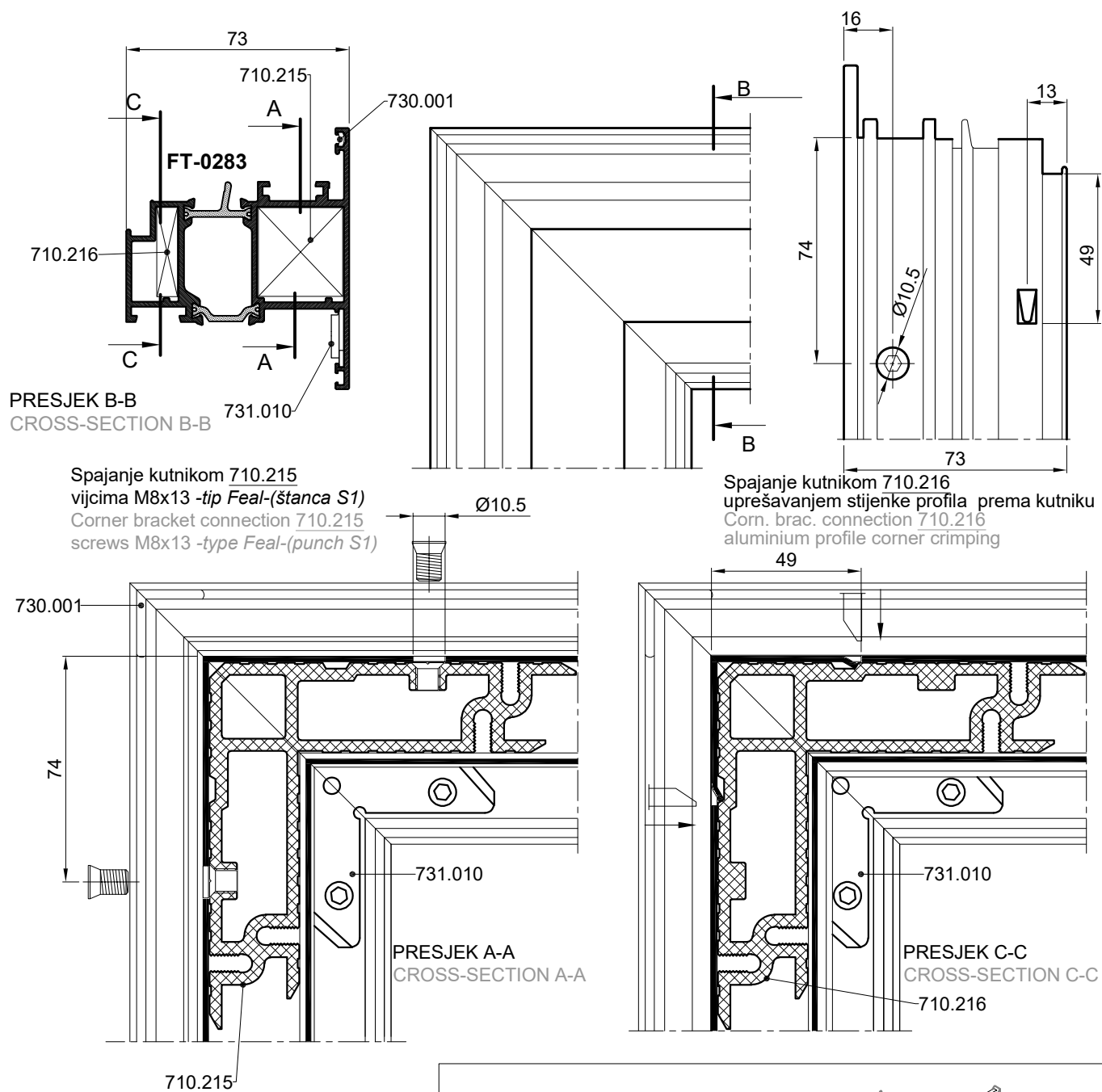
SPAJANJE PROFILA **FT-0279** KUTNICIMA 710.062, 710.172

CONNECTION OF PROFILE **FT-0279** WITH CORNER BRACKETS 710.062, 710.172



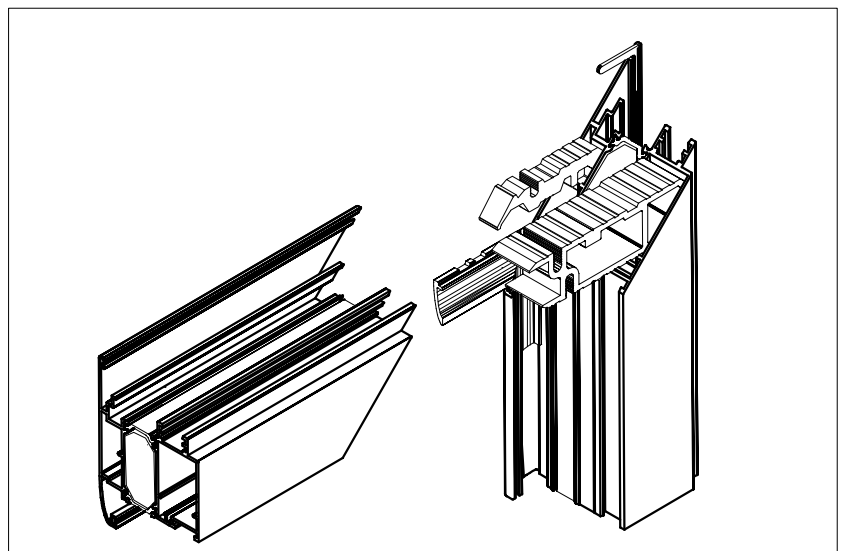
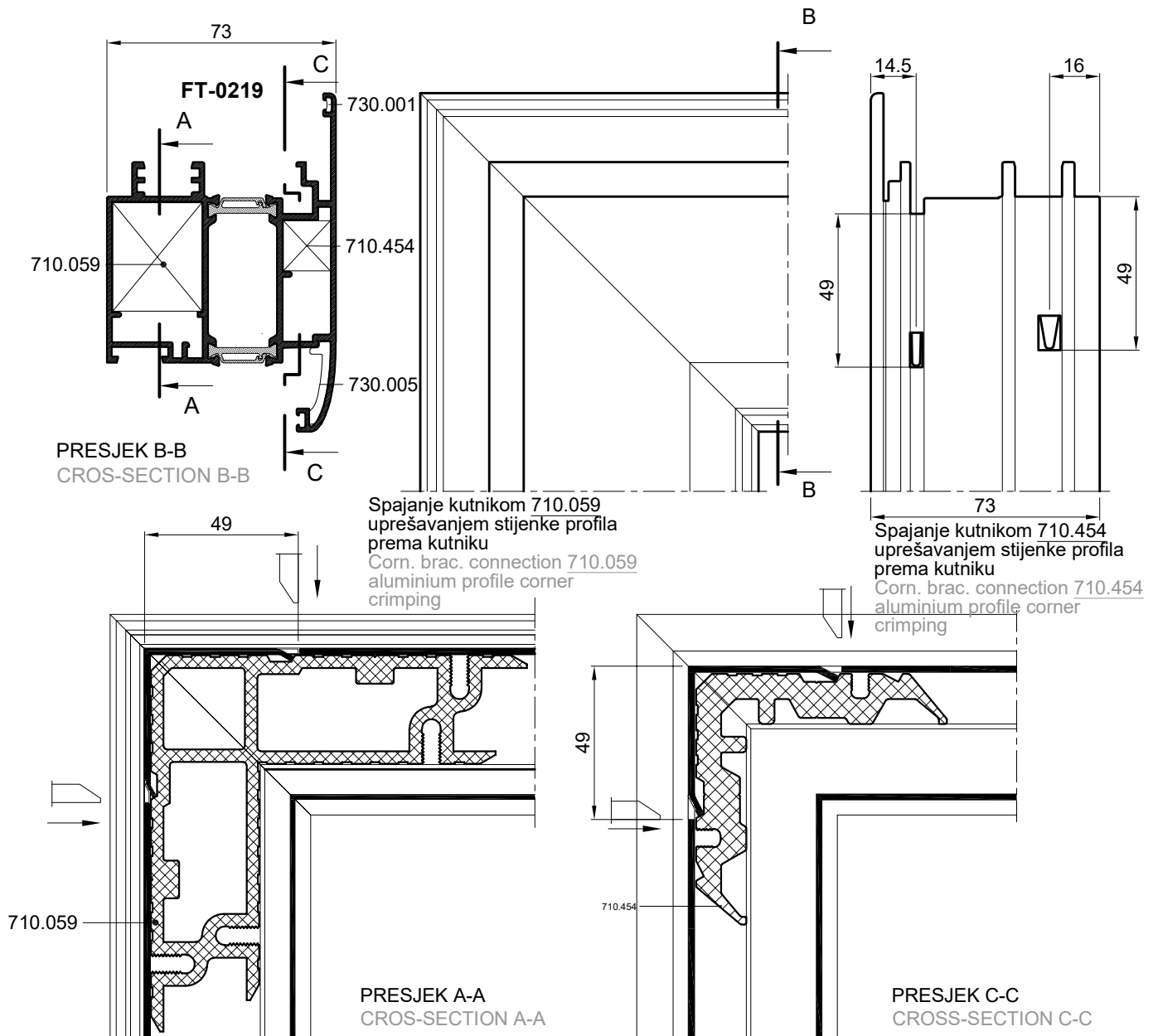
SPAJANJE PROFILA **FT-0283** KUTNICIMA 710.215, 710.216

CONNECTION OF PROFILE **FT-0283** WITH CORNER BRACKETS 710.215, 710.216



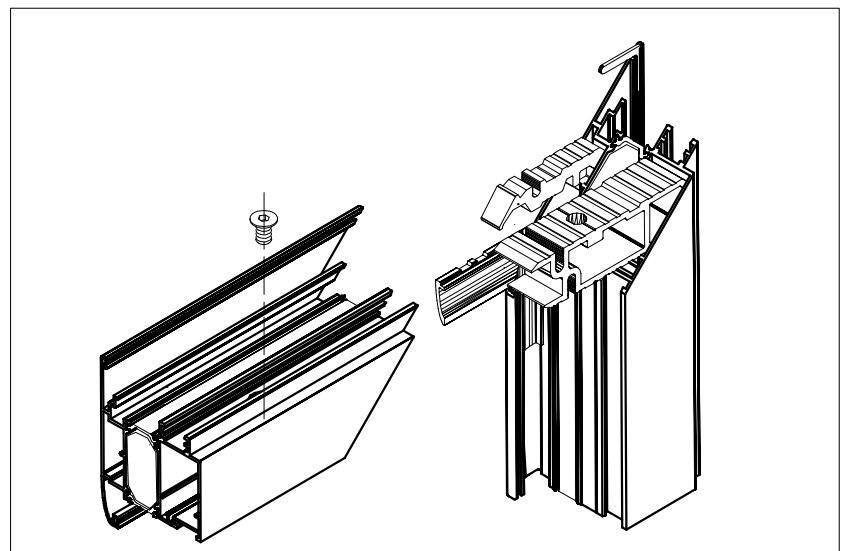
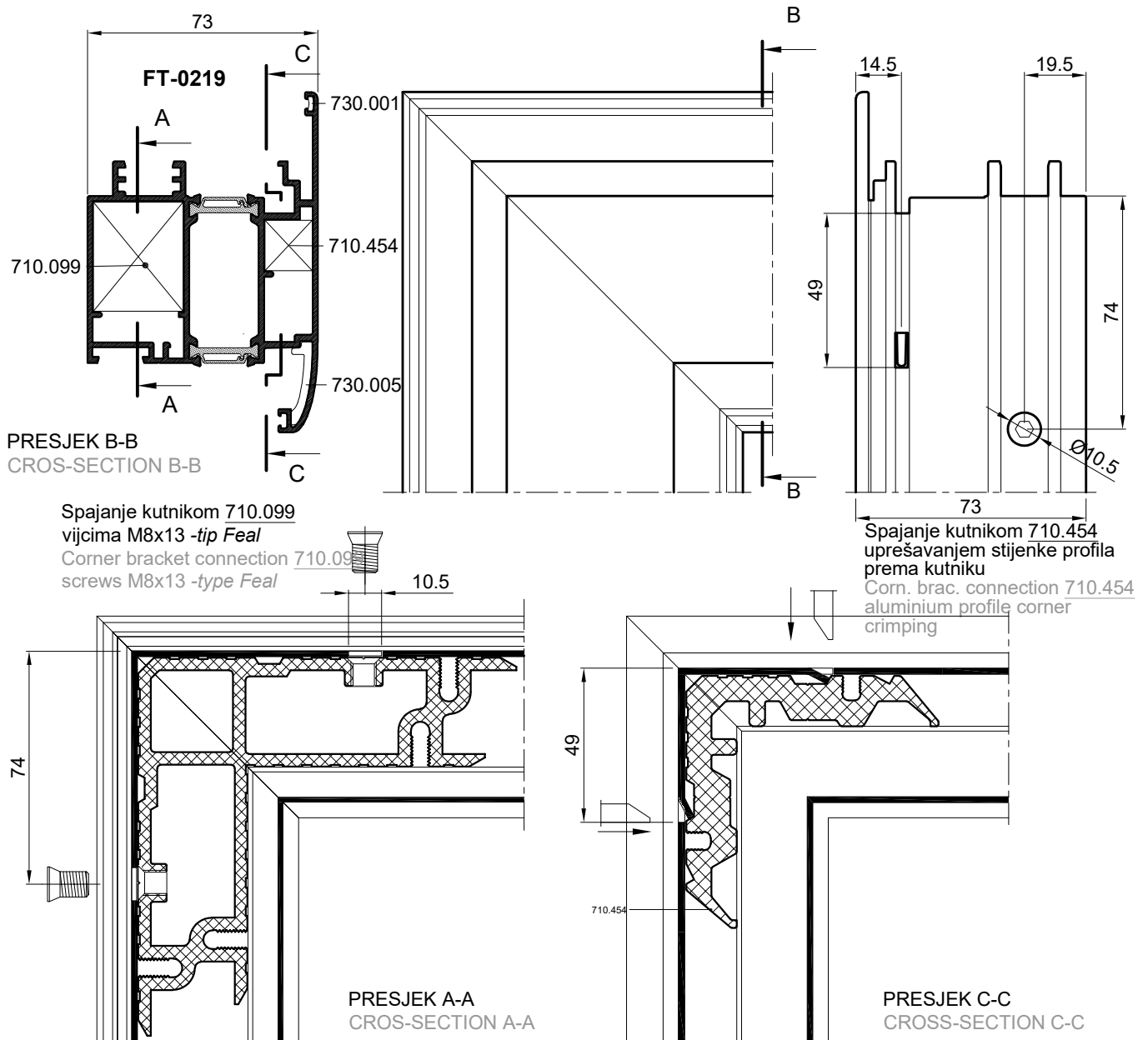
SPAJANJE PROFILA FT-0219 KUTNICIMA; 710.059, 710.454

CONNECTION OF PROFILE FT-0219 WITH CORNER BRACKETS; 710.059, 710.454



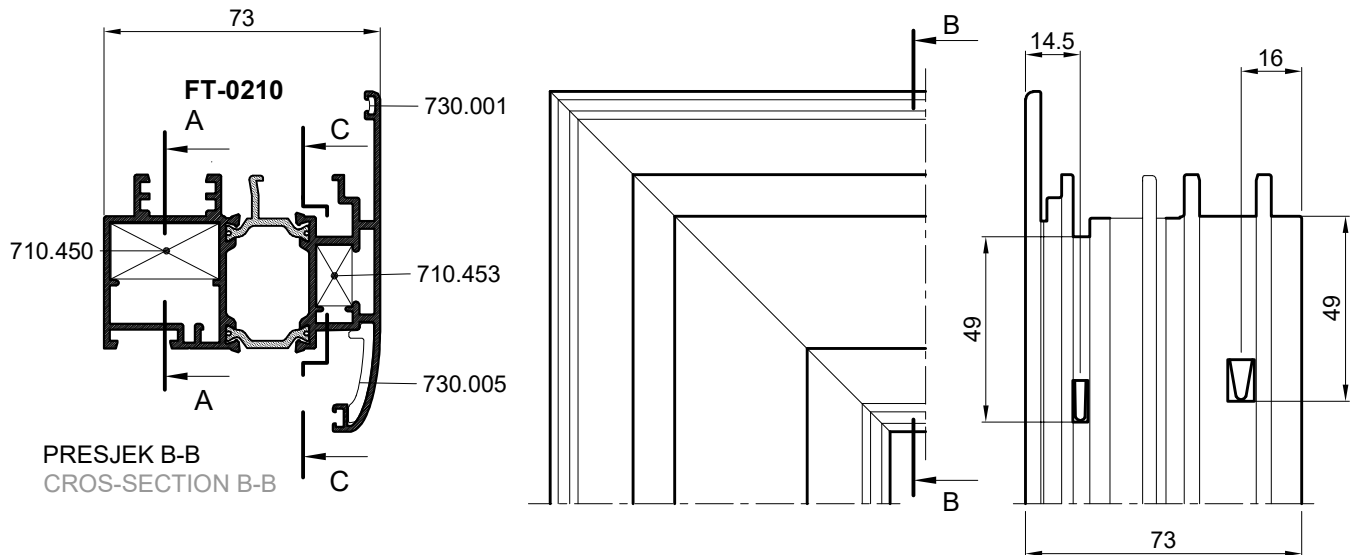
SPAJANJE PROFILA FT-0219 KUTNICIMA; 710.099, 710.454

CONNECTION OF PROFILE FT-0219 WITH CORNER BRACKETS; 710.099, 710.454



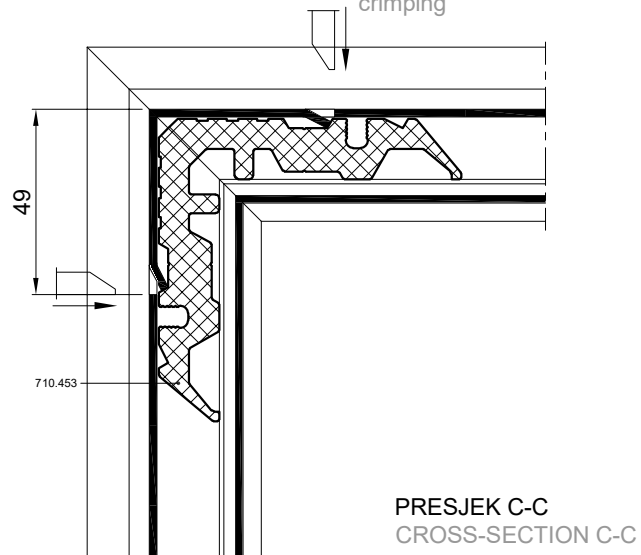
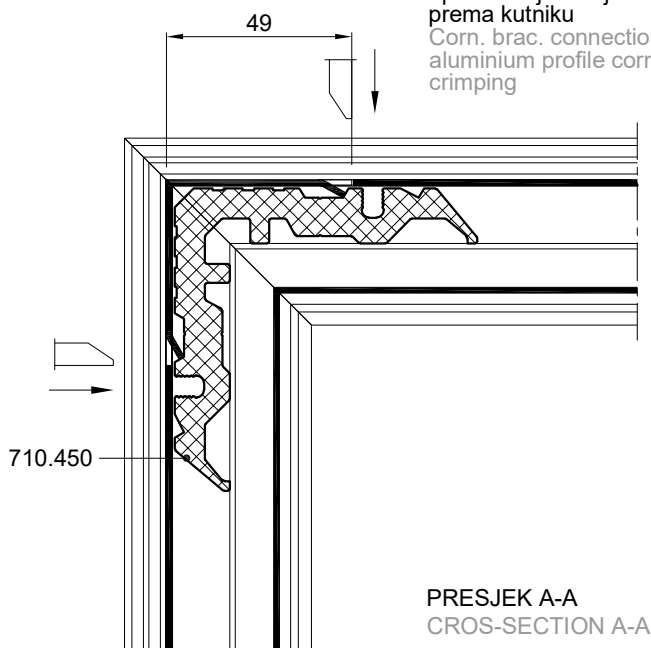
SPAJANJE PROFILA FT-0210 KUTNICIMA; 710.450, 710.453

CONNECTION OF PROFILE FT-0210 WITH CORNER BRACKETS; 710.059, 710.454



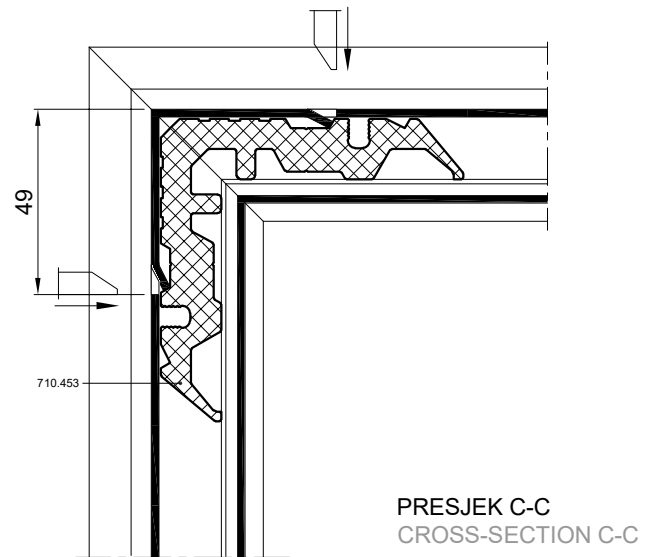
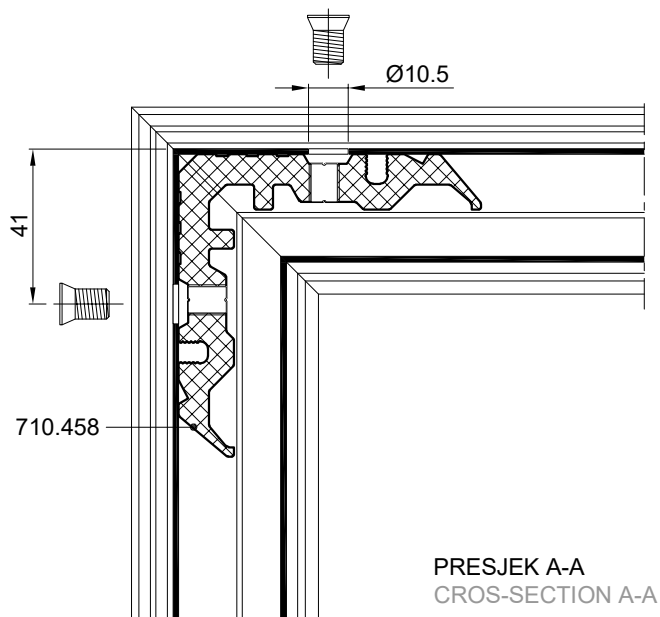
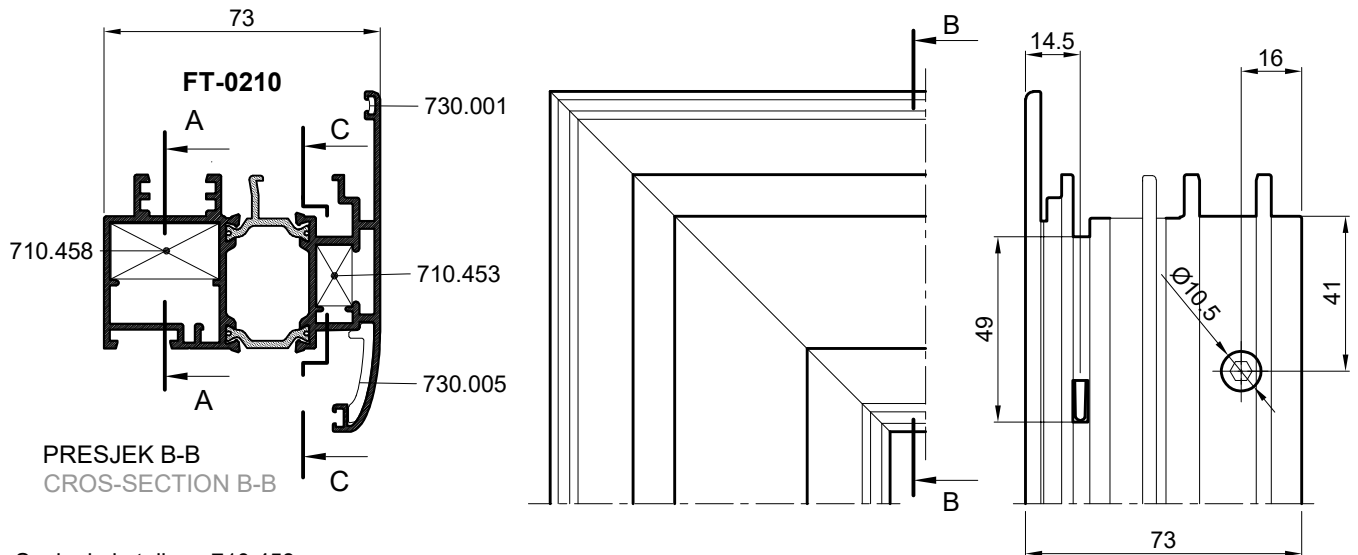
Spajanje kutnikom 710.450
uprešavanjem stijenke profila
prema kutniku
Corn. brac. connection 710.450
aluminium profile corner
crimping

Spajanje kutnikom 710.453
uprešavanjem stijenke profila
prema kutniku
Corn. brac. connection 710.453
aluminium profile corner
crimping



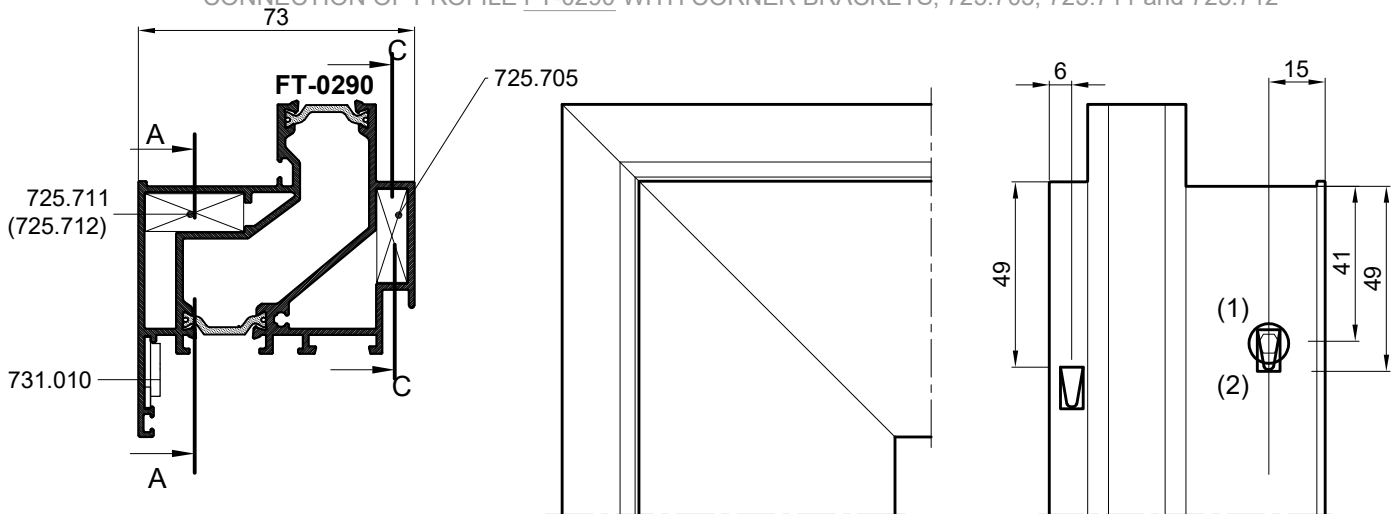
SPAJANJE PROFILA FT-0210 KUTNICIMA; 710.458, 710.453

CONNECTION OF PROFILE FT-0210 WITH CORNER BRACKETS; 710.059, 710.454

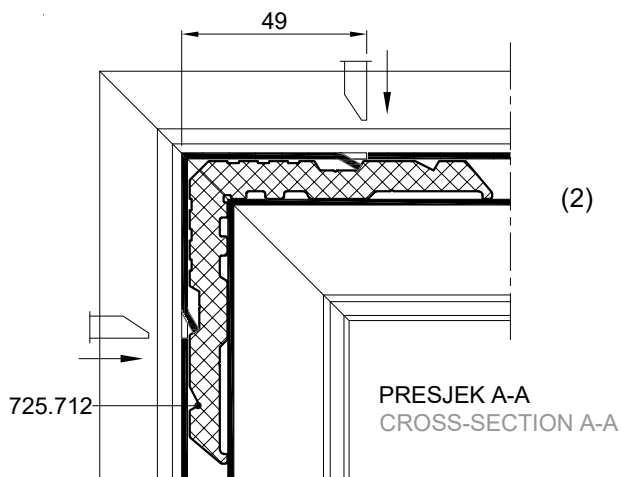


SPAJANJE PROFILA FT-0290 KUTNICIMA; 725.705, 725.711 i 725.712

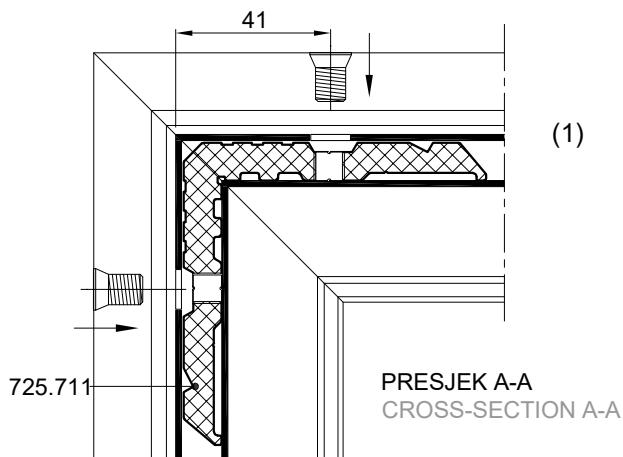
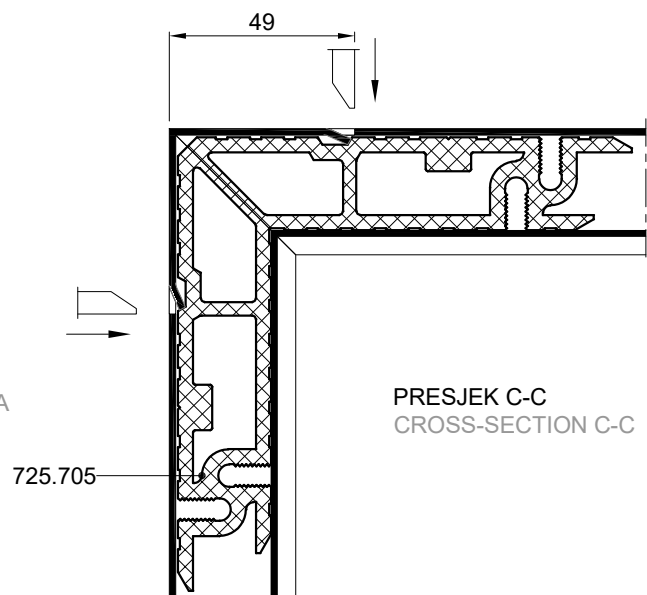
CONNECTION OF PROFILE FT-0290 WITH CORNER BRACKETS; 725.705, 725.711 and 725.712



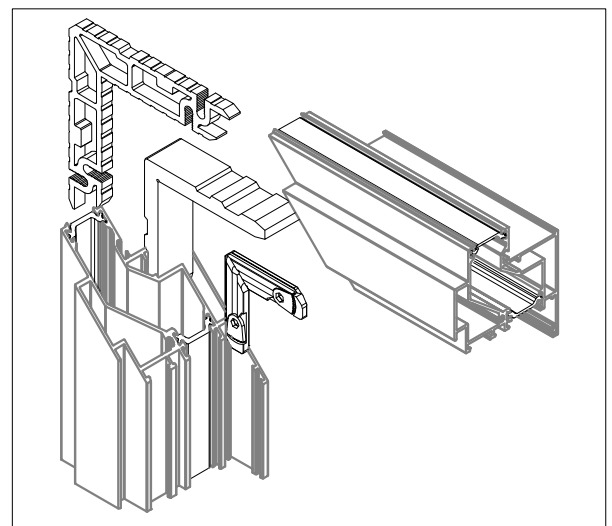
Spajanje kutnikom 725.712
uprešavanjem stijenke profila prema kutniku
Corn. brac. connection 725.712
aluminium profile corner crimping



Spajanje kutnikom 725.705
uprešavanjem stijenke profila prema kutniku
Corn. brac. connection 725.705
aluminium profile corner crimping

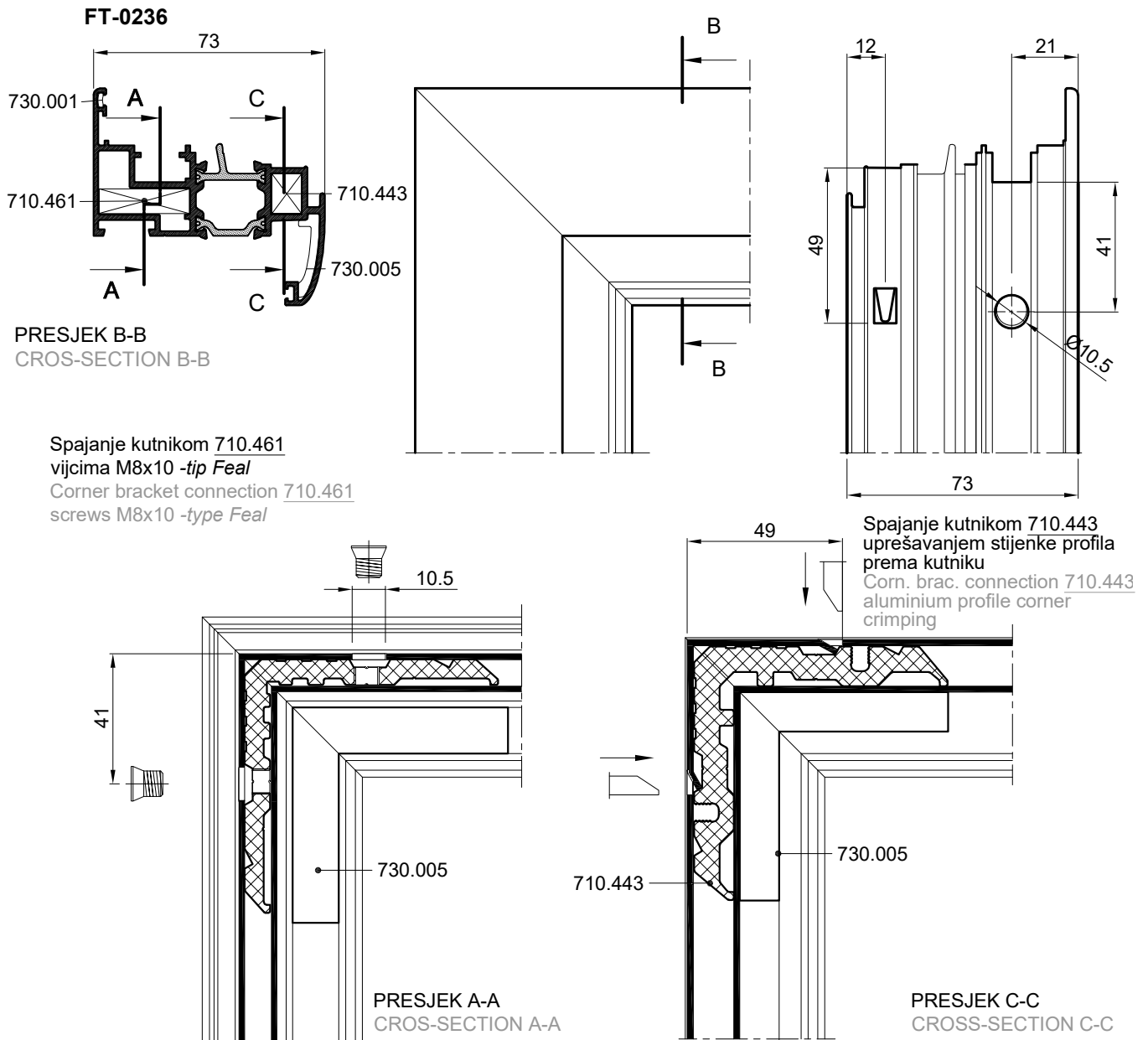


Spajanje kutnikom 725.711
vijcima M8x13(431.266)-tip Feal
Corner bracket connection 725.711
screws M8x13(431.266) -type Feal



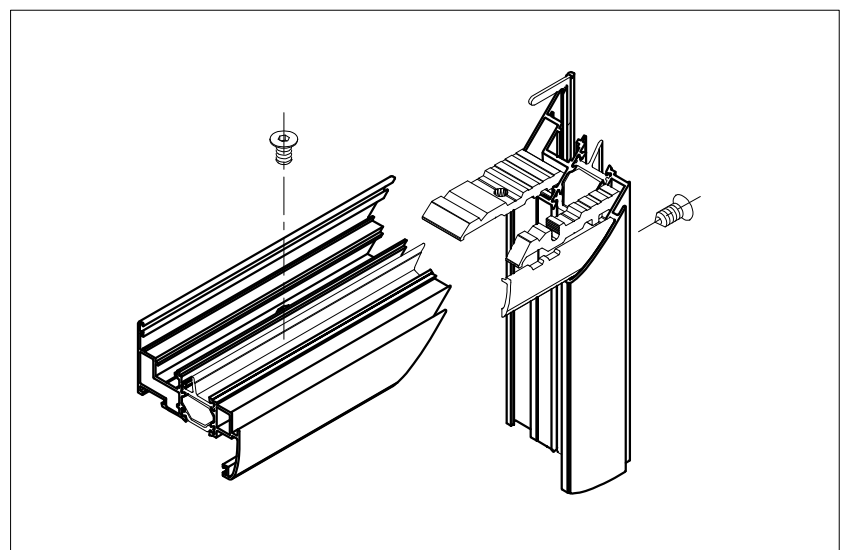
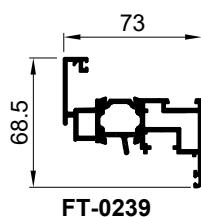
SPAJANJE PROFILA FT-0236 KUTNICIMA; 710.461, 710.443

CONNECTION OF PROFILE FT-0236 WITH CORNER BRACKETS; 710.461, 710.443



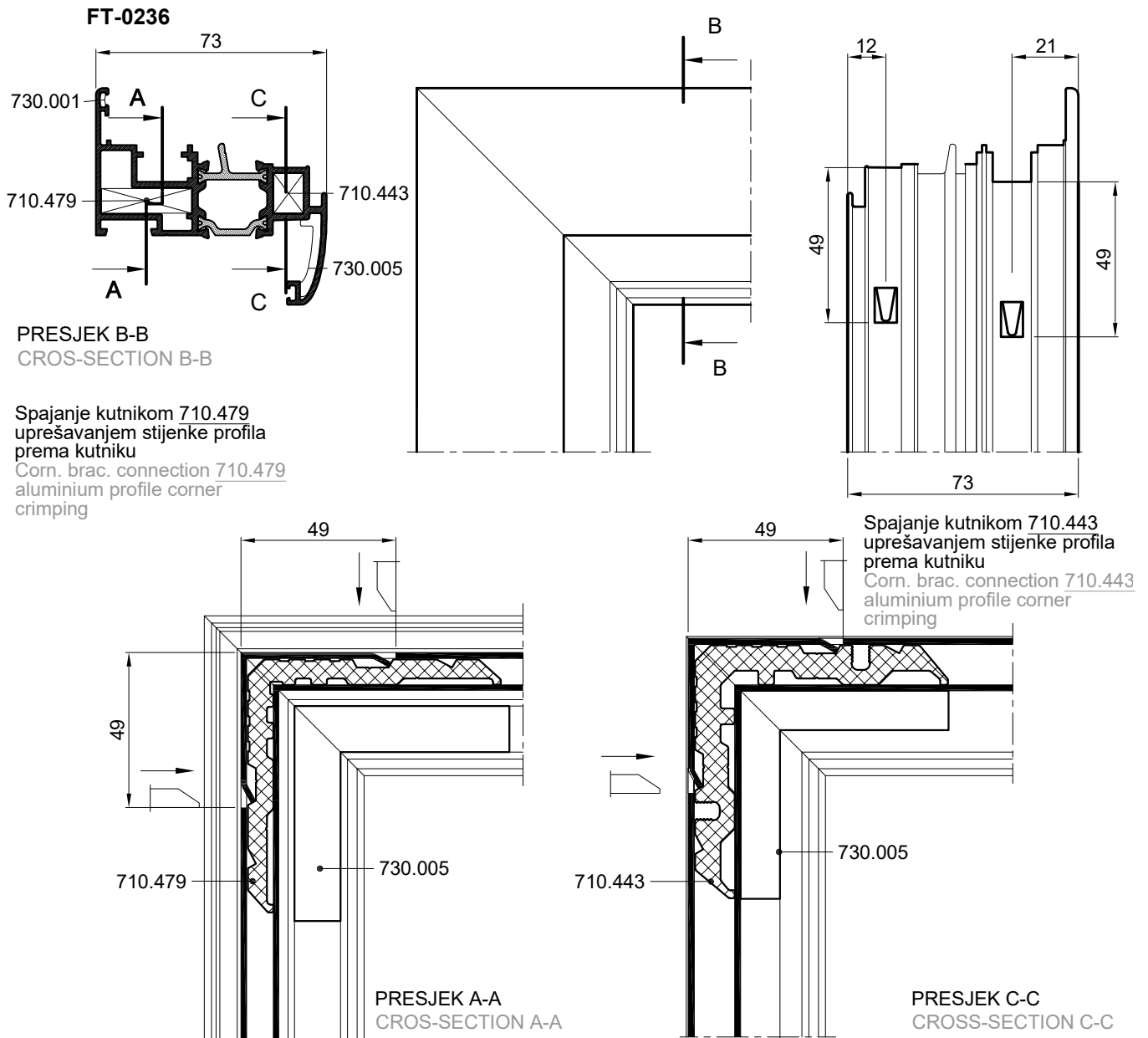
OVAJ RASPORED I NAČIN SPAJANJA
KUTNICIMA PRIMJENJIV JE I NA PROFILE
FT-0239

THIS ARRANGEMENT AND BIDDING METHOD
WITH CORNER BRACKETS IS ALSO
APPLICABLE FOR PROFILE **FT-0239**



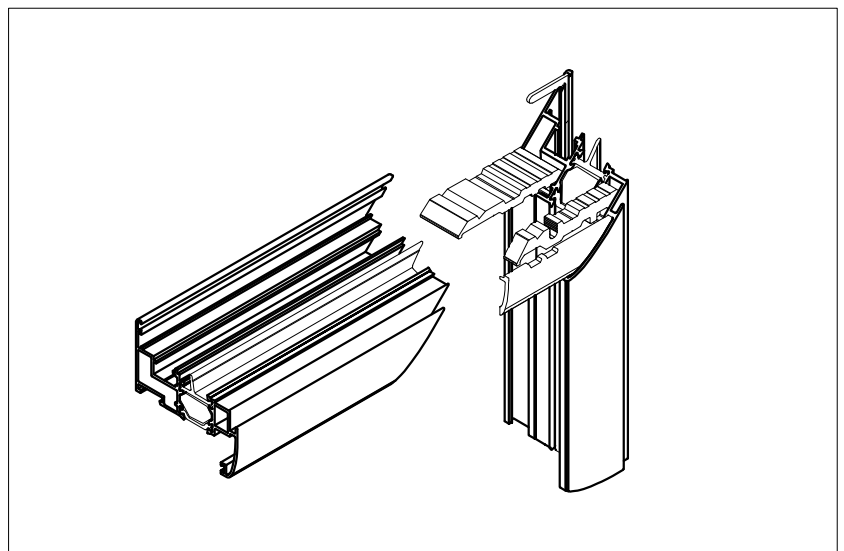
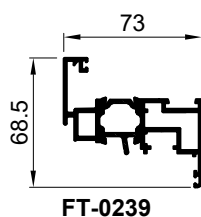
SPAJANJE PROFILA FT-0236 KUTNICIMA; 710.479, 710.443

CONNECTION OF PROFILE FT-0236 WITH CORNER BRACKETS; 710.479, 710.443



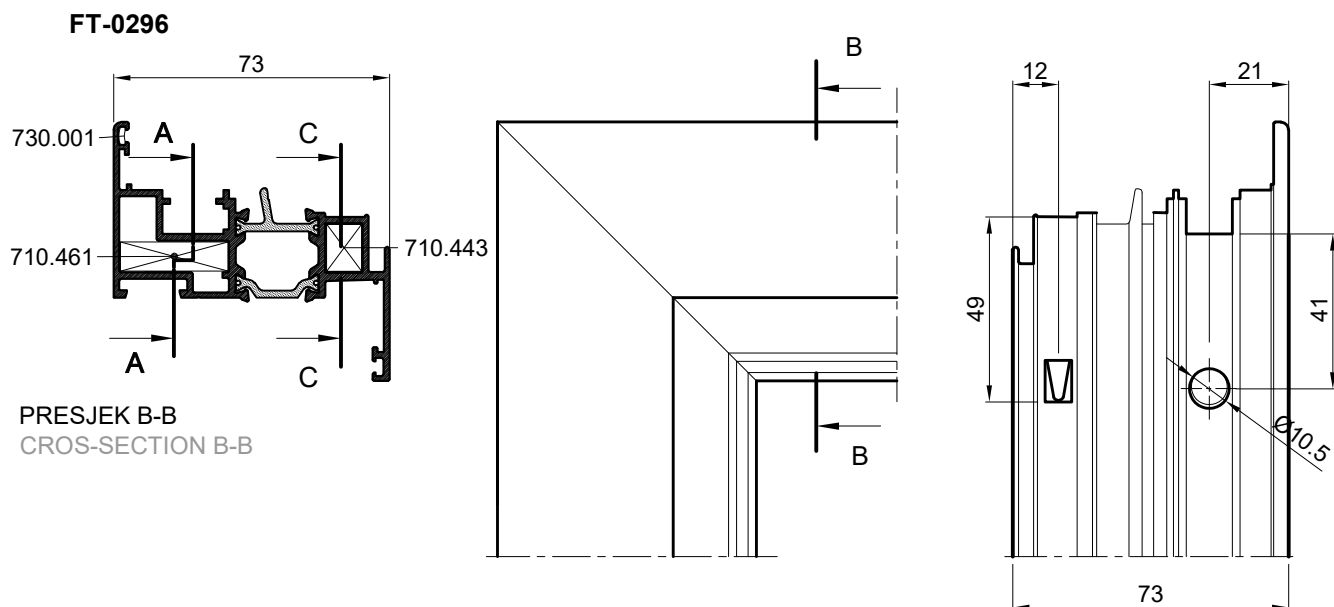
OVAJ RASPORED I NAČIN SPAJANJA
KUTNICIMA PRIMJENJIV JE I NA PROFILE
FT-0239

THIS ARRANGEMENT AND BIDDING METHOD
WITH CORNER BRACKETS IS ALSO
APPLICABLE FOR PROFILE **FT-0239**



SPAJANJE PROFILA FT-0296 KUTNICIMA; 710.461, 710.443

CONNECTION OF PROFILE FT-0236 WITH CORNER BRACKETS; 710.461, 710.443

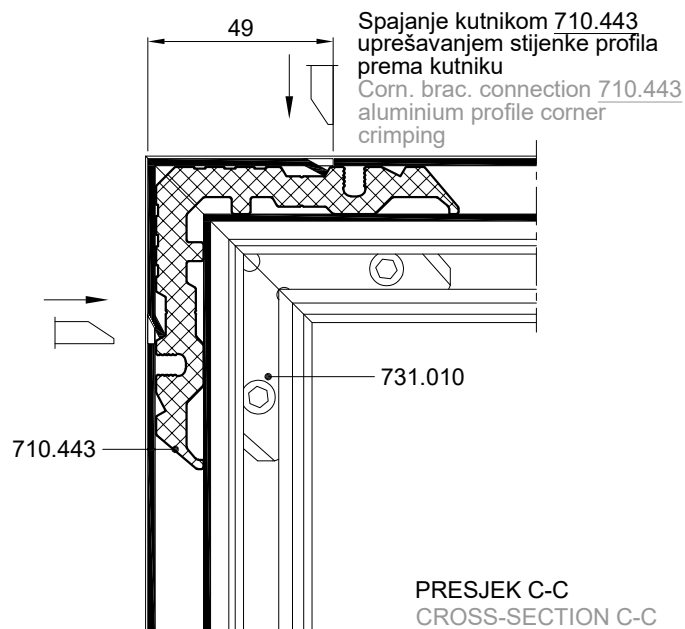
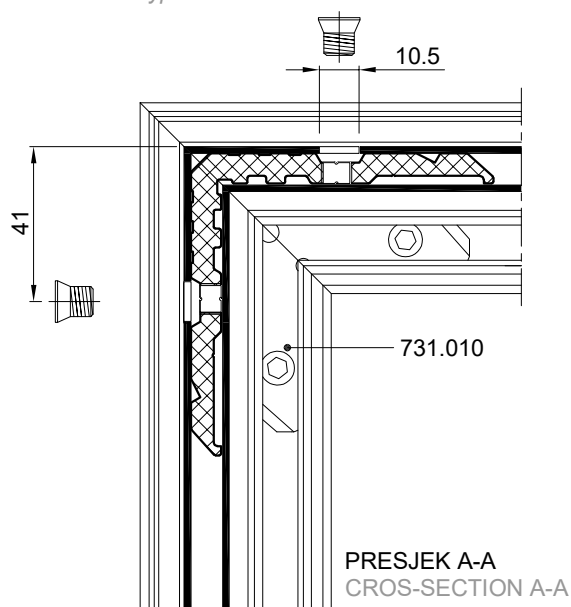


Spajanje kutnikom 710.461

vijcima M8x10 -tip Feal

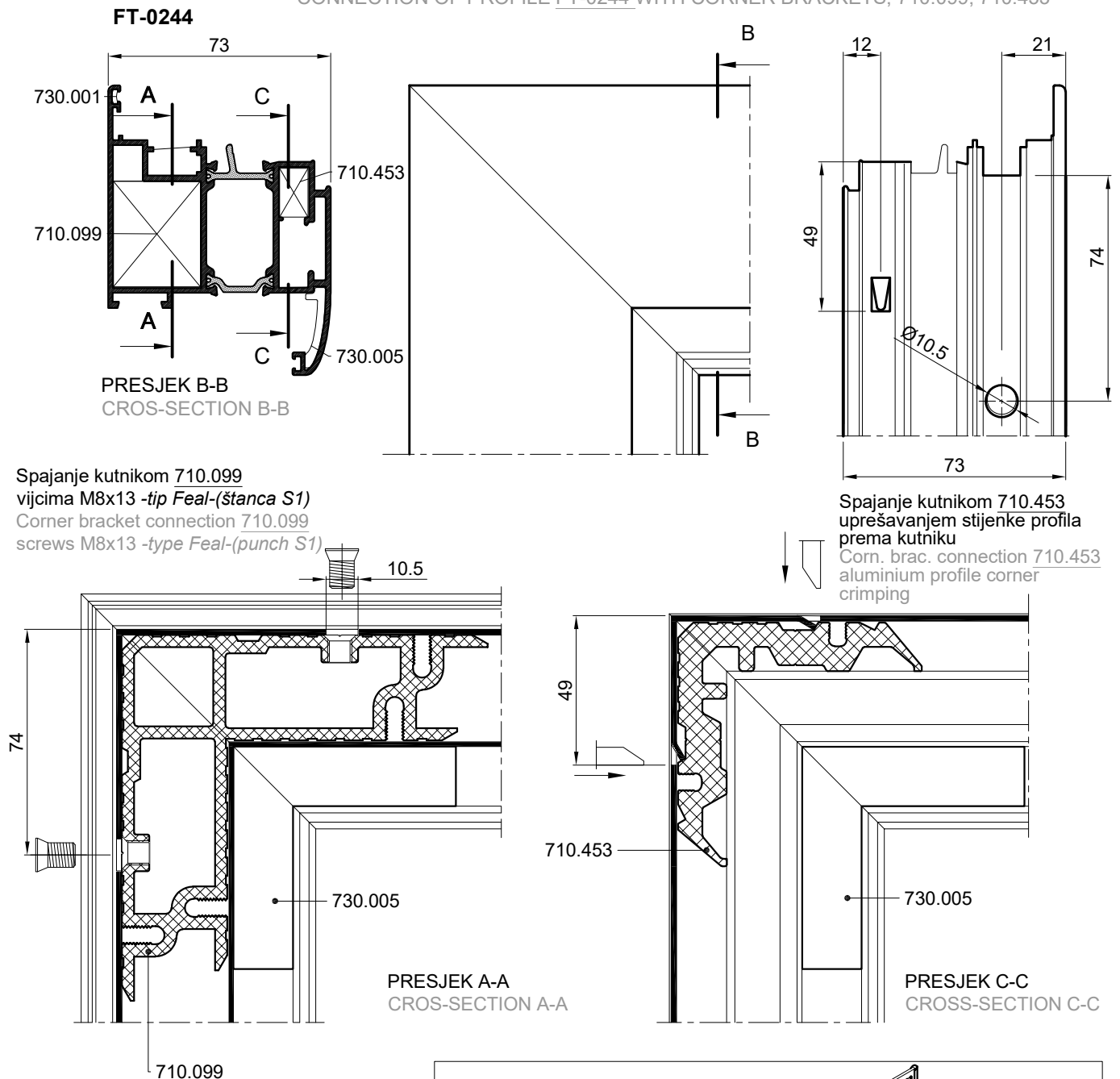
Corner bracket connection 710.461

screws M8x10 -type Feal



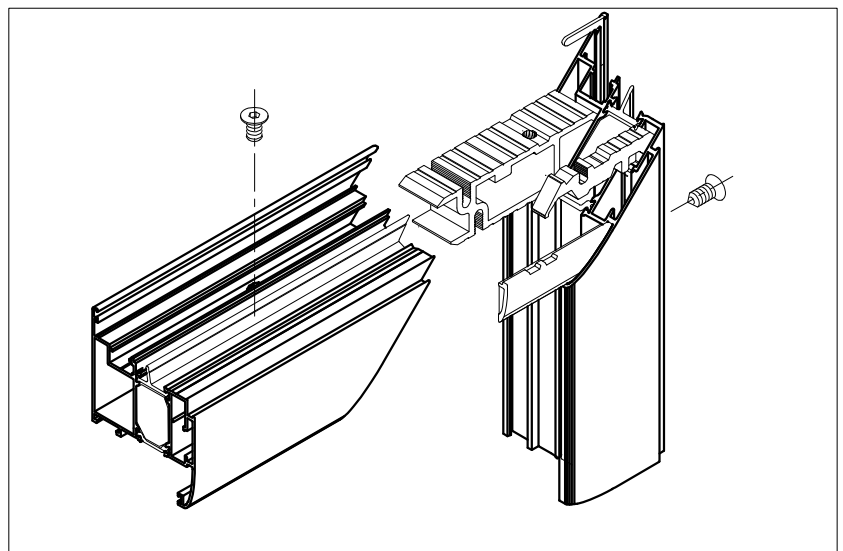
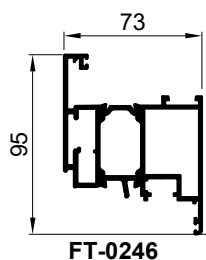
SPAJANJE PROFILA FT-0244 KUTNICIMA; 710.099, 710.453

CONNECTION OF PROFILE FT-0244 WITH CORNER BRACKETS; 710.099, 710.453



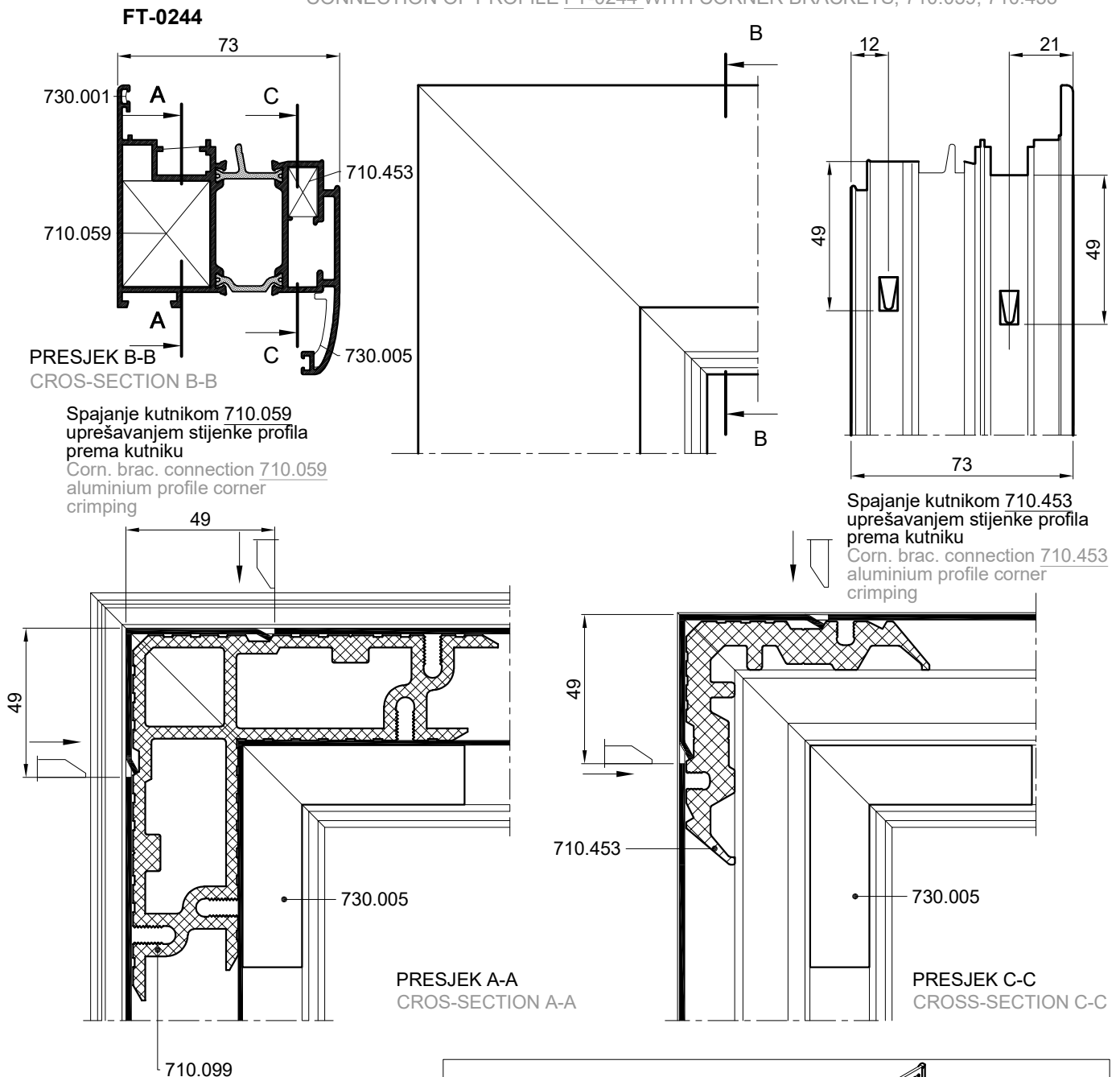
OVAJ RASPORED I NAČIN SPAJANJA
KUTNICIMA PRIMJENJIV JE I NA PROFILE
FT-0246

THIS ARRANGEMENT AND BIDDING METHOD
WITH CORNER BRACKETS IS ALSO
APPLICABLE FOR PROFILE **FT-0246**



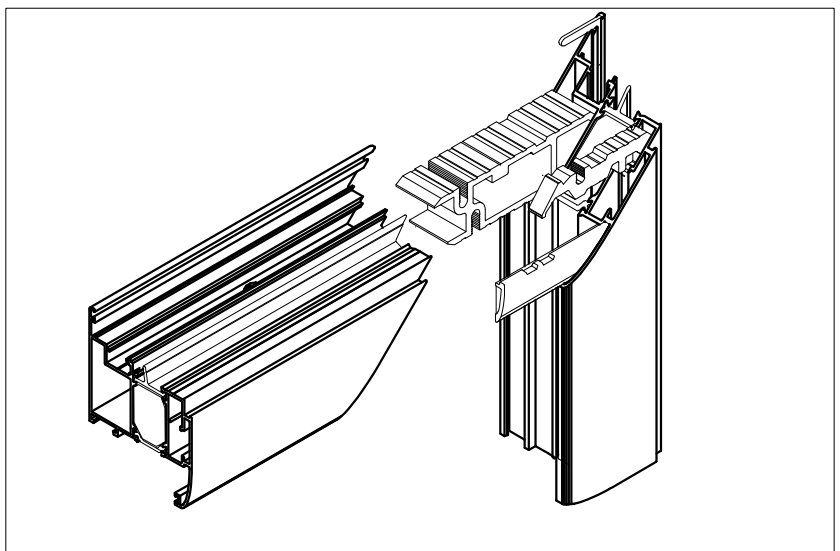
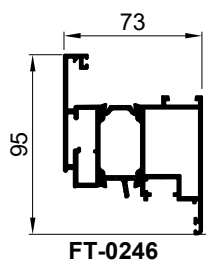
SPAJANJE PROFILA FT-0244 KUTNICIMA; 710.059, 710.453

CONNECTION OF PROFILE FT-0244 WITH CORNER BRACKETS; 710.059, 710.453

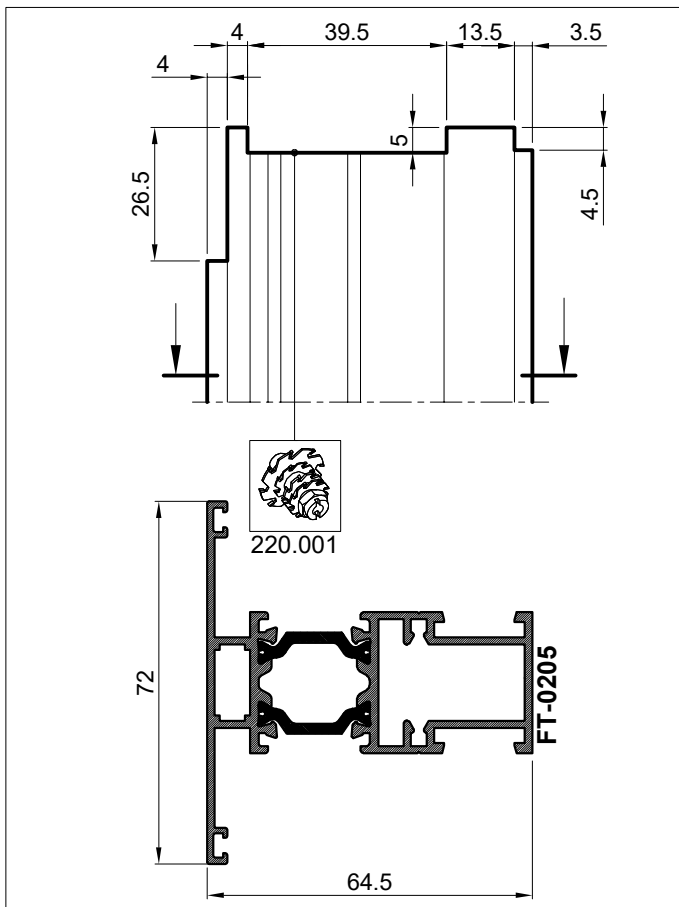


OVAJ RASPORED I NAČIN SPAJANJA
KUTNICIMA PRIMJENJIV JE I NA PROFILE
FT-0246

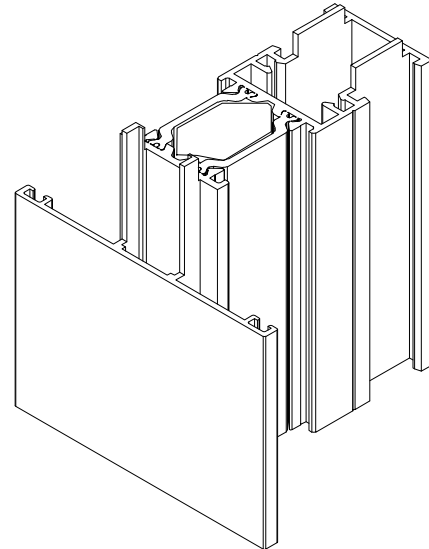
THIS ARRANGEMENT AND BIDDING METHOD
WITH CORNER BRACKETS IS ALSO
APPLICABLE FOR PROFILE **FT-0246**



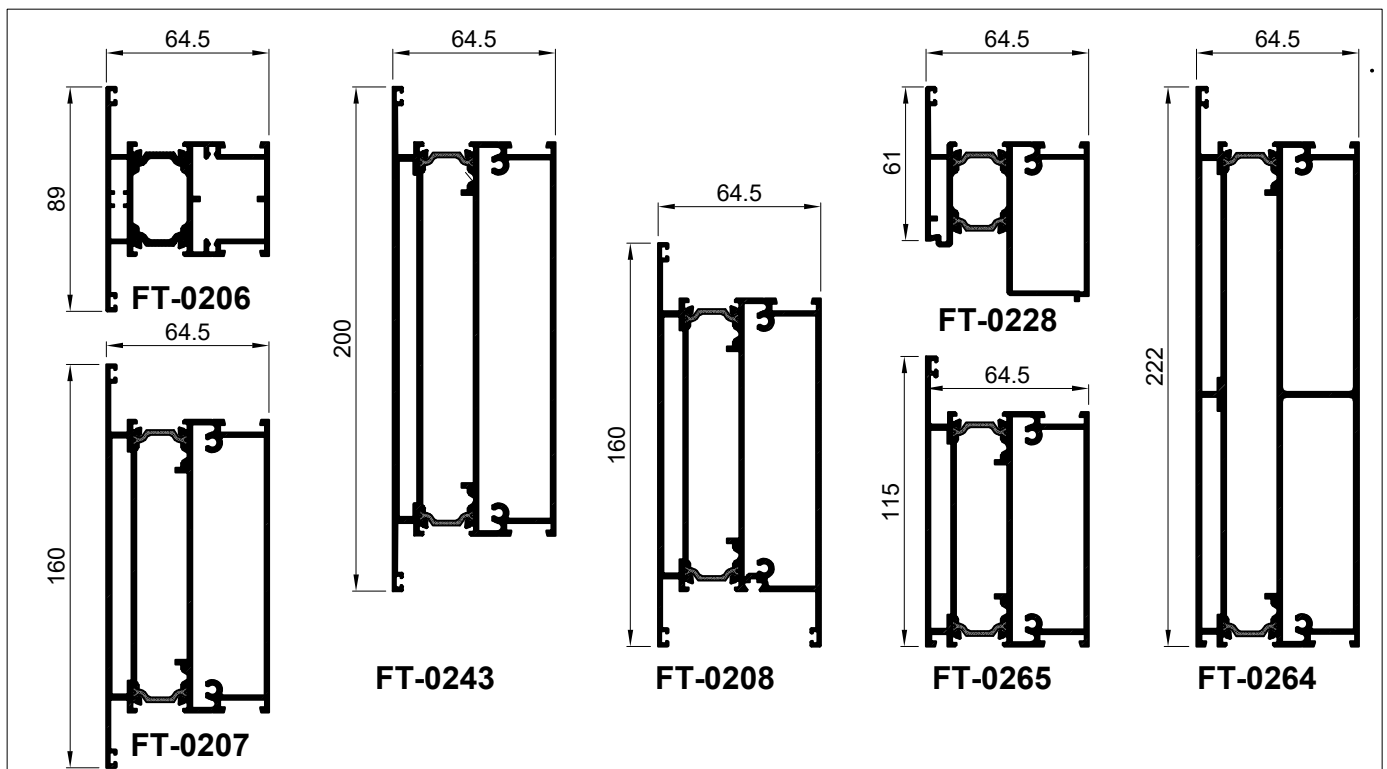
OBRADA PROFILA PREČKE (FT-0205, FT-0206, FT-0207, FT-0208, FT-0243, FT-0264, FT-0265, FT-0228) PREMA PROFILIMA KRILA, RAMA I PREČKE.
PROCESSING PROFILES MULLION (FT-0205, FT-0206, FT-0207, FT-0208, FT-0243, FT-0264, FT-0265, FT-0228) TOWARDS PROFILES OF SASH, FRAME AND MULLION.



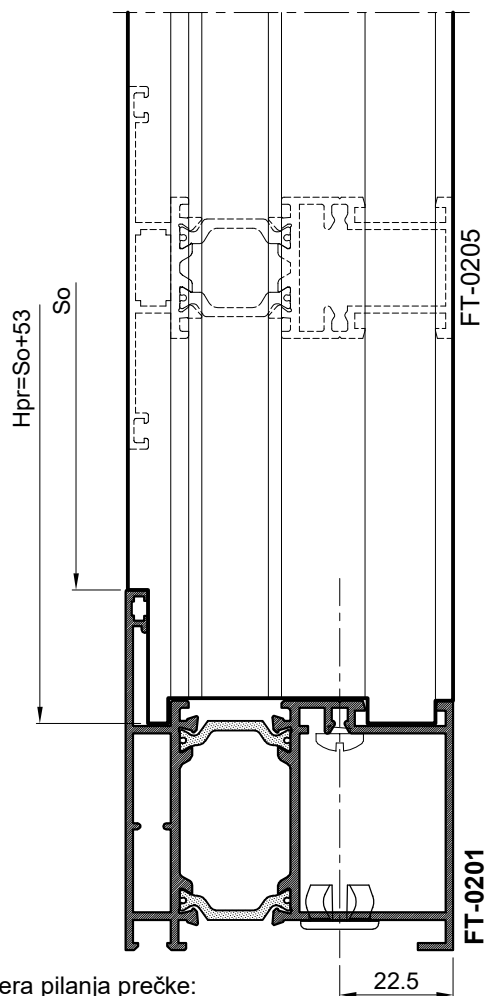
OBRADU RADITI SNOPOM GLODALA 220.001
OBRADU RADITI SNOPOM GLODALA 220.001



OBRADA PROFILA JE ISTA I ZA PROFILE:
PROFILE PROCESSING IS THE SAME FOR PROFILES:

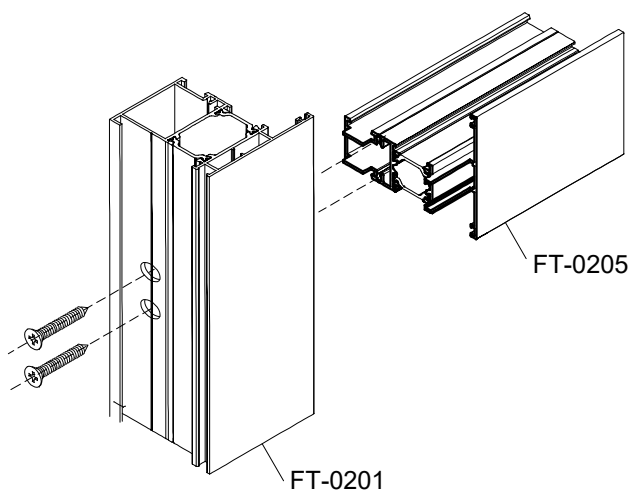
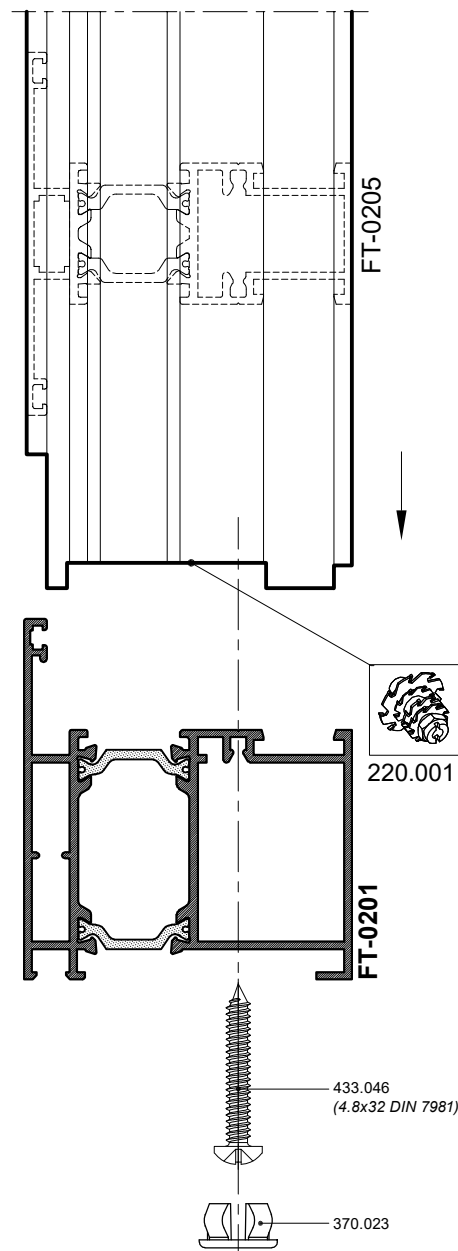
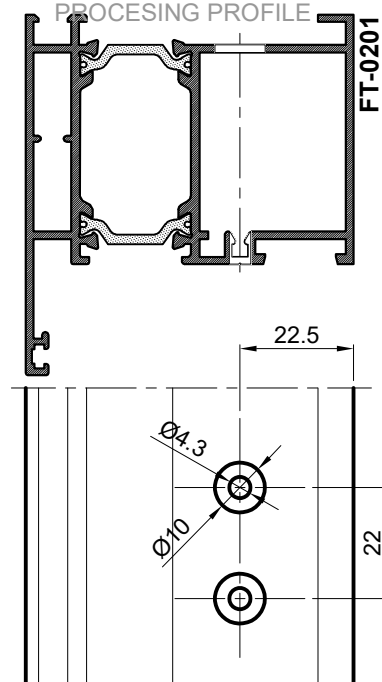


SPAJANJE PROFILA PREČKE I RAMA VIJCIMA
CONNECTION OF MULLION PROFILE WITH SCREWS

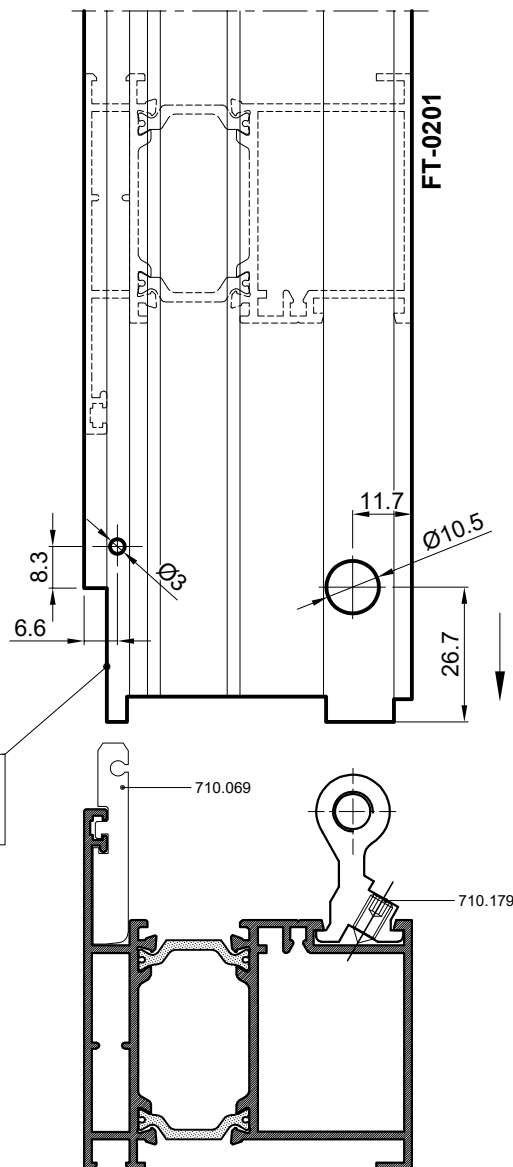
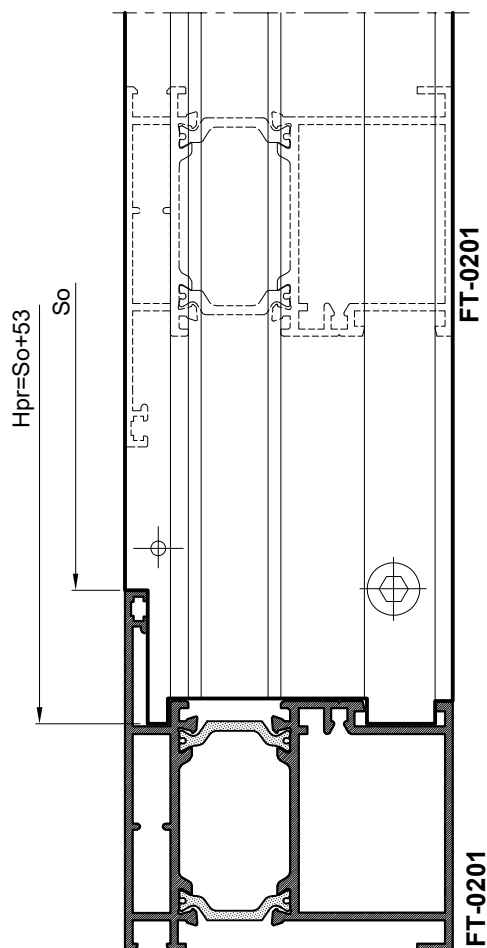


Mjera pilanja prečke:
Lpr=So /svijetli otvor/ + 53 mm
Cutting lenght of mullion:
Lmu=So /light oppening/ + 53 mm

OBRADA PROFILA
PROCESING PROFILE



SPAJANJE PROFILA RAMA FT-0201 VEZNICIMA
CONNECTION OF FRAME PROFILE FT-0201 WITH CONNECTORS

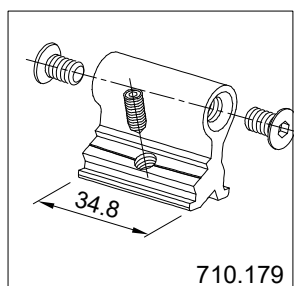


220.001

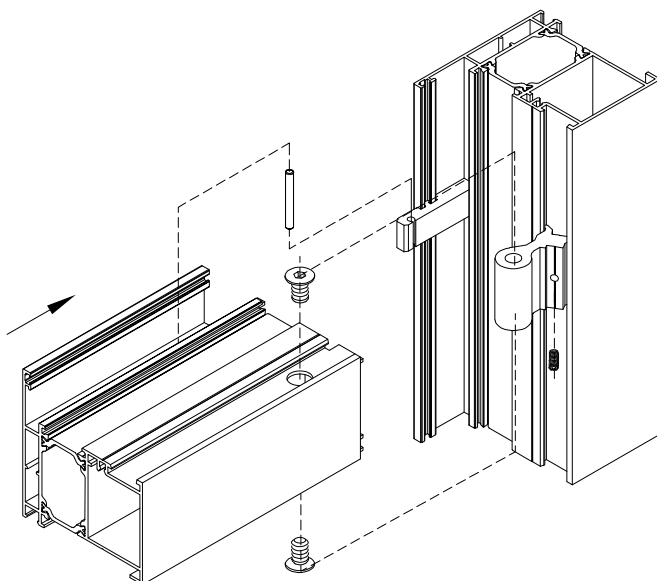
710.069

710.179

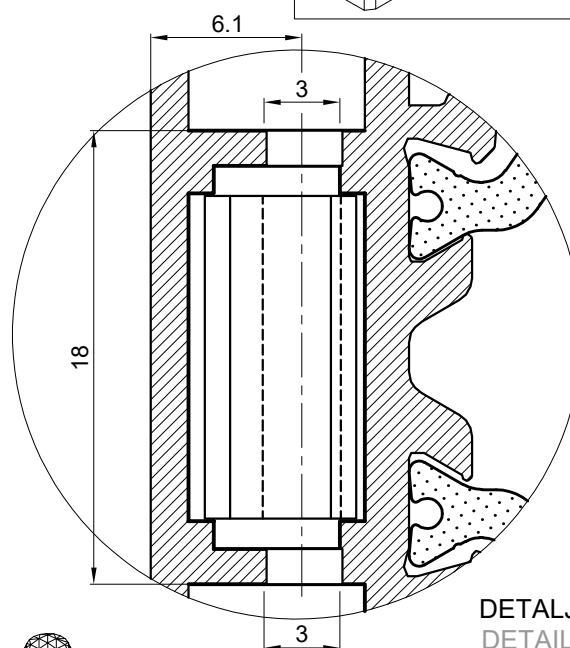
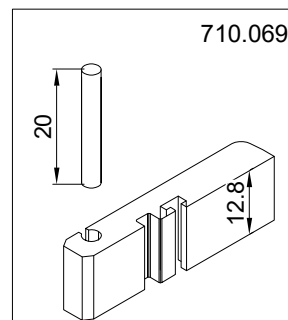
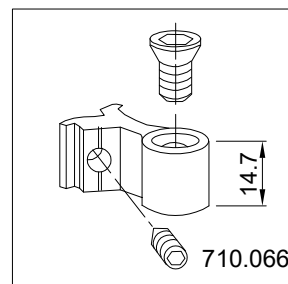
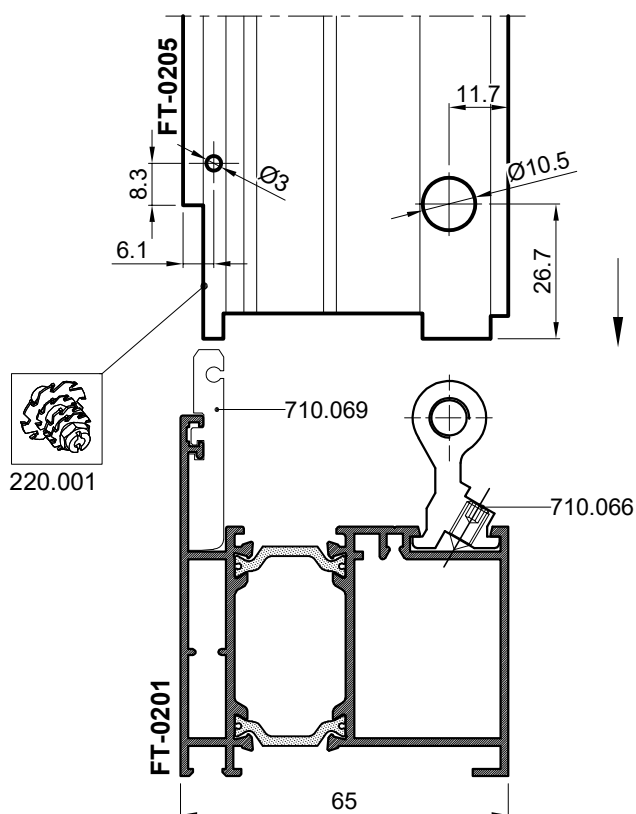
Mjera pilanja profil FT-0201F:
Lpr=So /svijetli otvor/ + 53 mm
Cutting lenght of profile FT-0201F:
Lmu=So /light opening/ + 53 mm



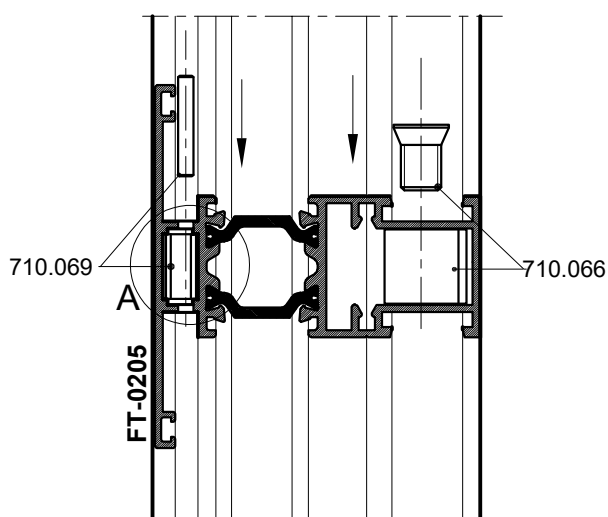
710.179



SPAJANJE PROFILA FT-0205 I FT-0201 VEZNICIMA
CONNECTION PROFILE FT-0205 AND FT-0201 WITH CONNECTORS

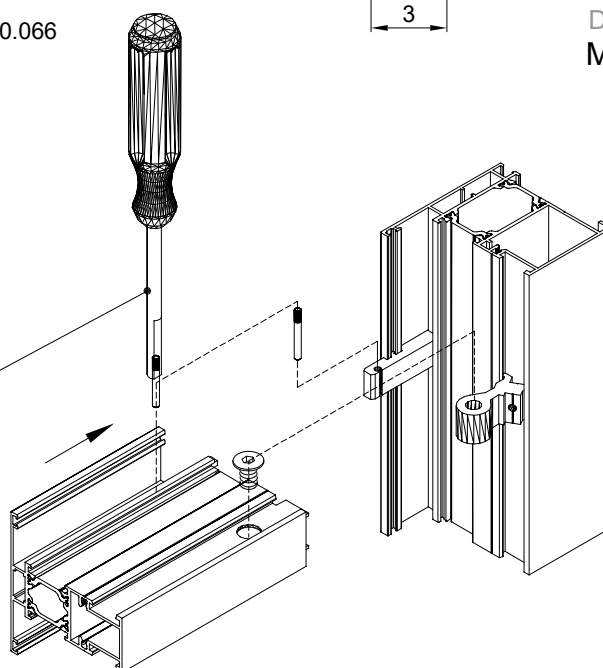


DETALJ A
DETAIL A
M 5:1

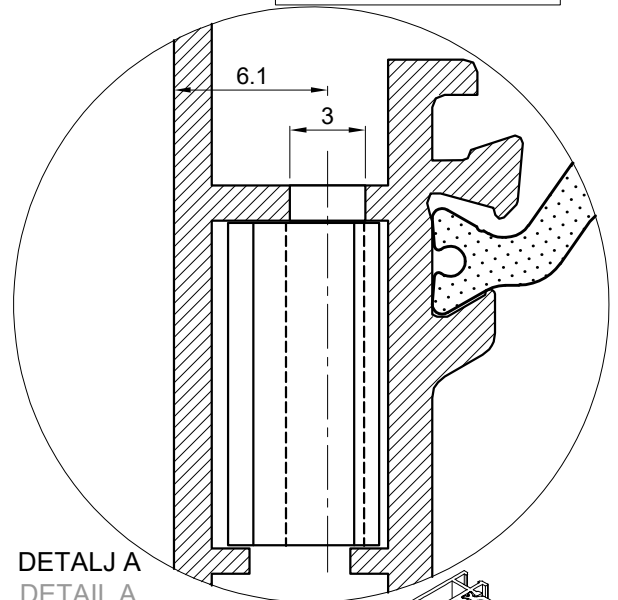
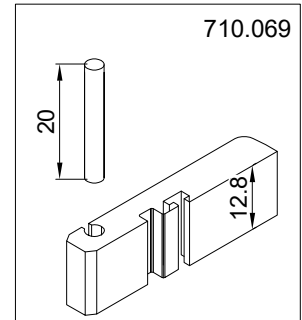
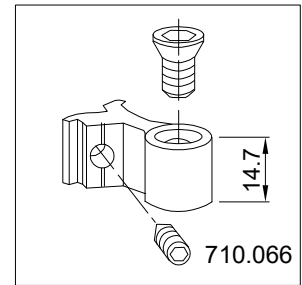
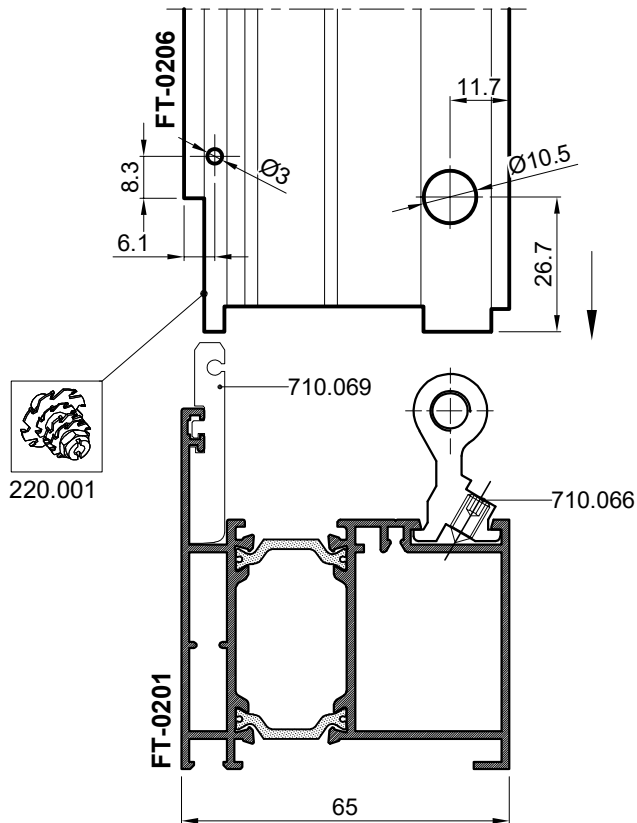


141.008
pomoćni alat za ugradnju
auxiliary tool for montage

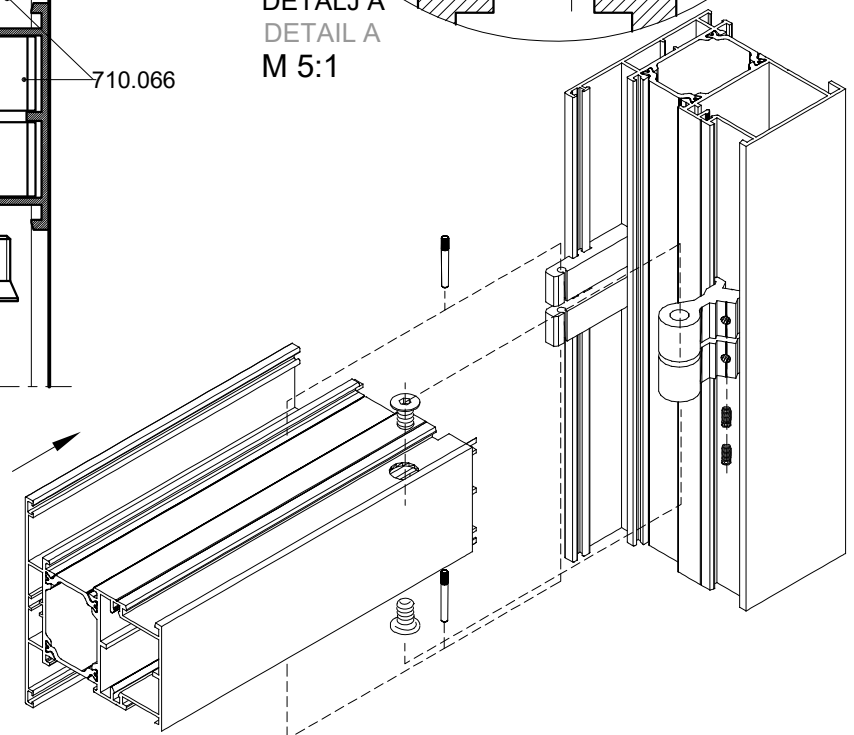
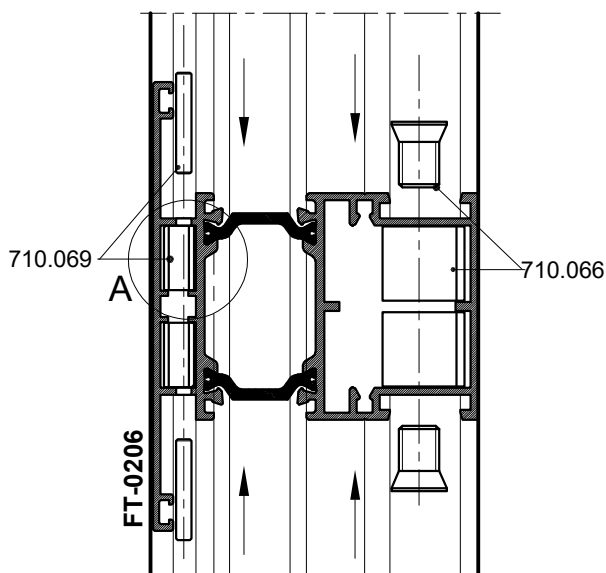
Ugradnja veznika 710.069 olakšana je
uporabom pomoćnog alata za ugradnju 141.008
Installation of connector 710.069 is facilitated
by using auxiliary tool for montage 141.008



SPAJANJE PROFILA FT-0206 I FT-0201 VEZNICIMA
CONNECTION PROFILE FT-0206 AND FT-0201 WITH CONNECTORS

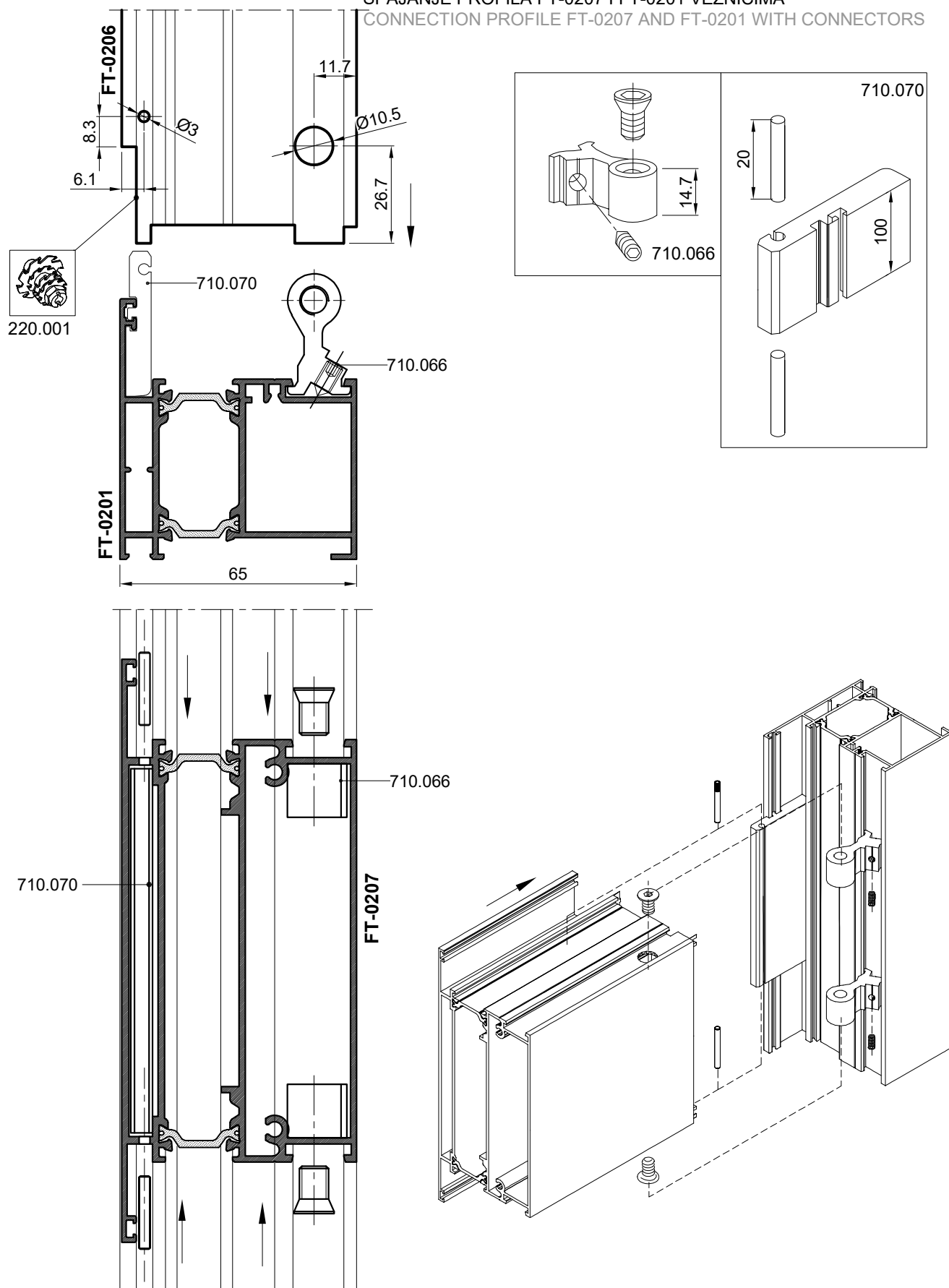


DETALJ A
DETAIL A
M 5:1

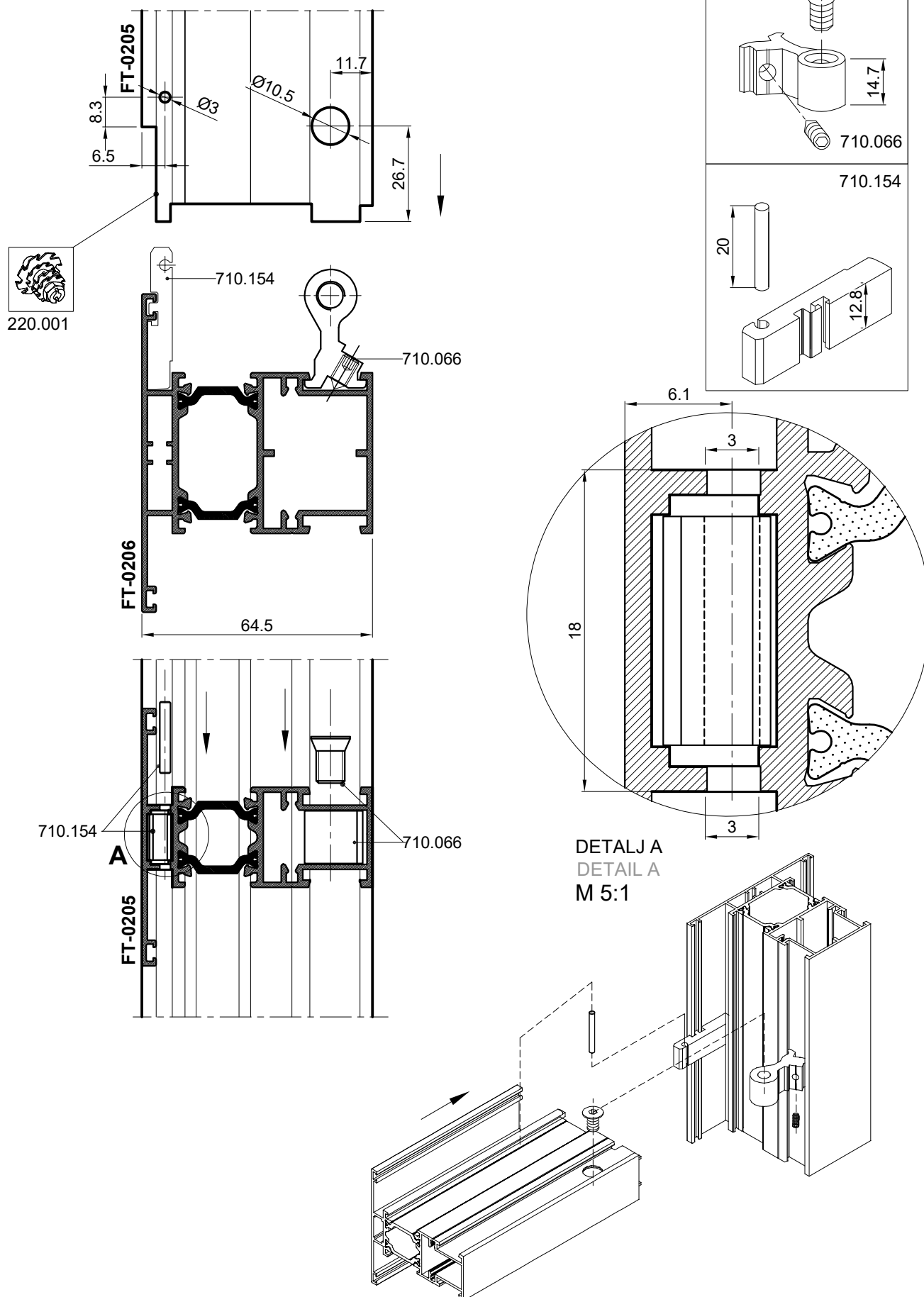


SPAJANJE PROFILA FT-0207 I FT-0201 VEZNICIMA

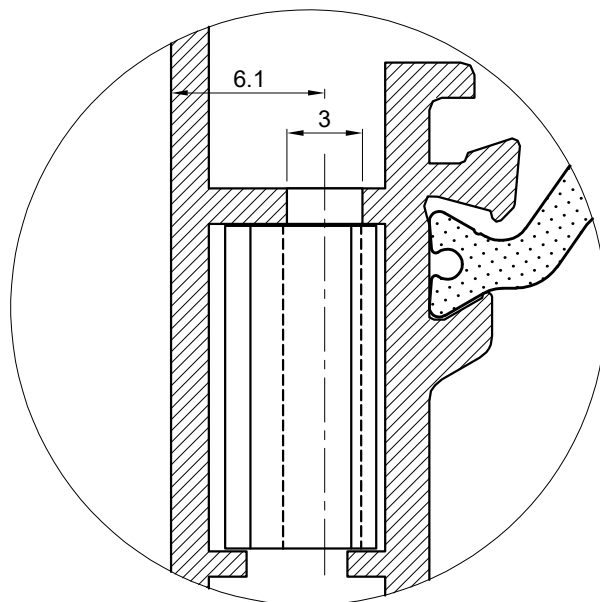
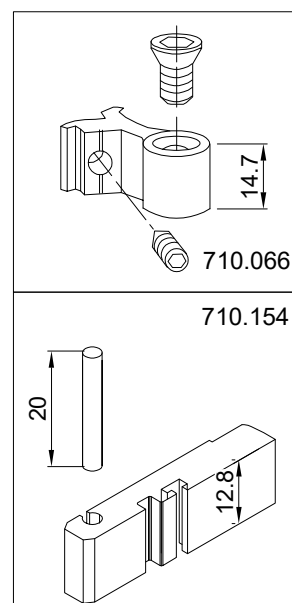
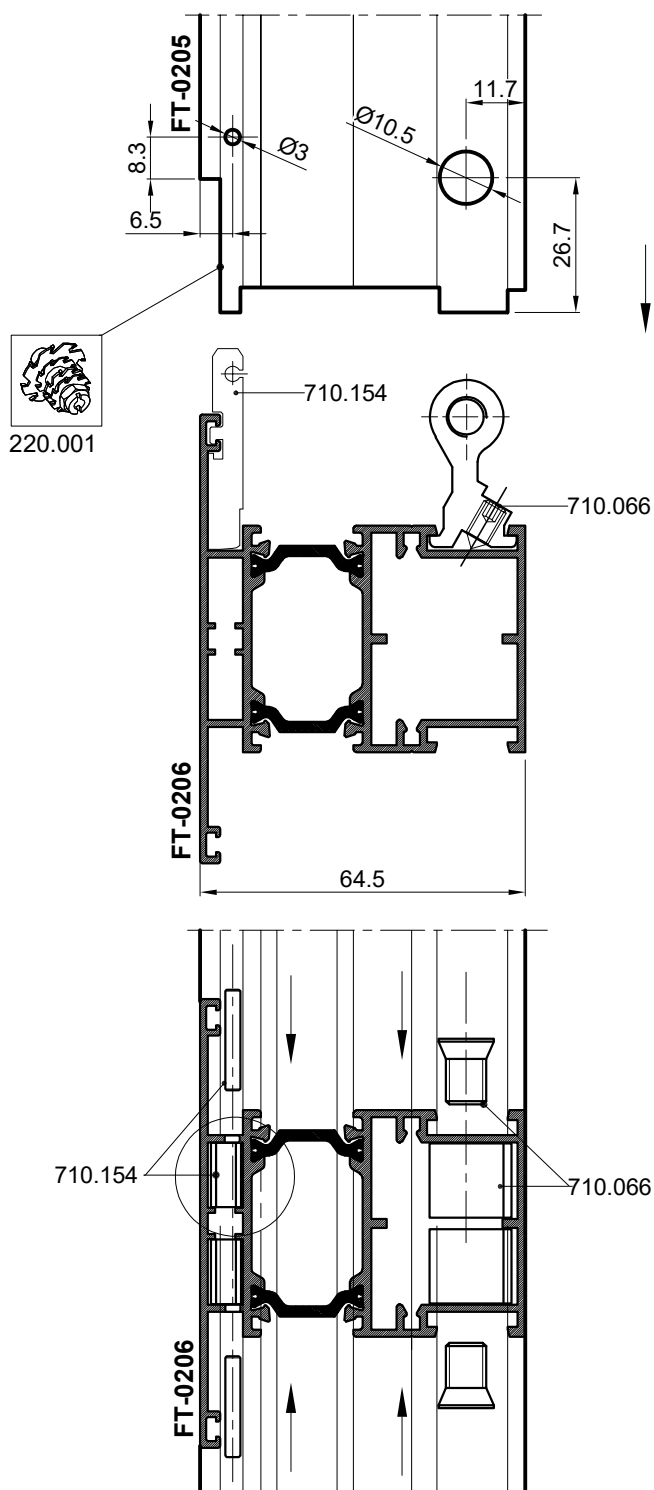
CONNECTION PROFILE FT-0207 AND FT-0201 WITH CONNECTORS



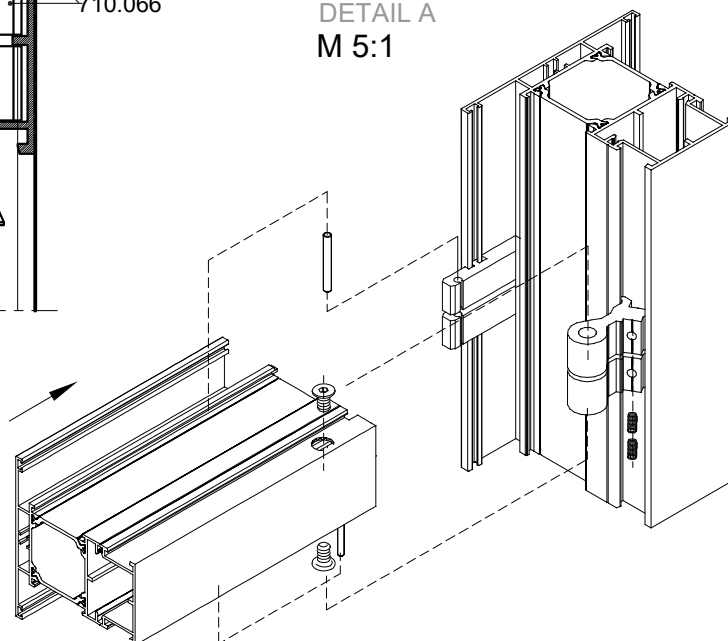
SPAJANJE PROFILA FT-0205 I FT-0206 VEZNICIMA CONNECTION PROFILE FT-0205 AND FT-0206 WITH CONNECTORS



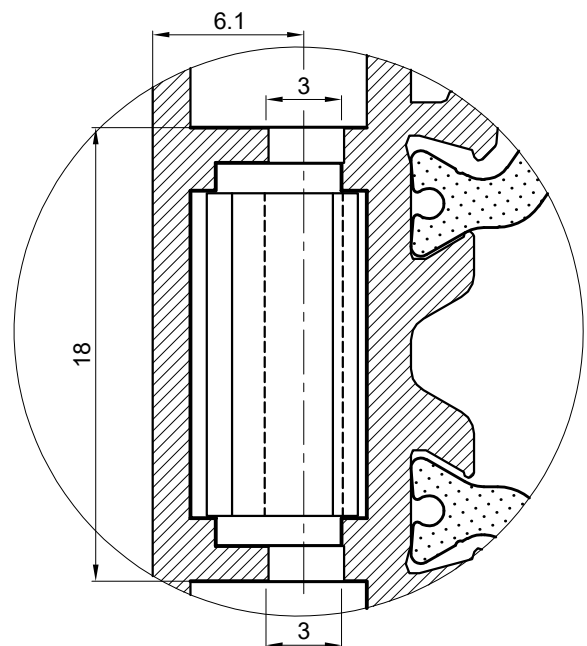
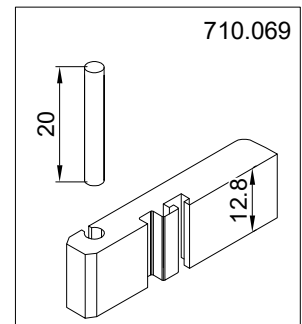
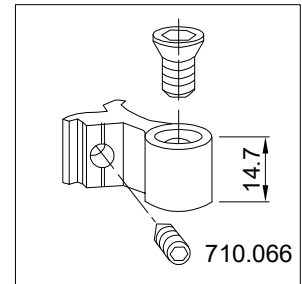
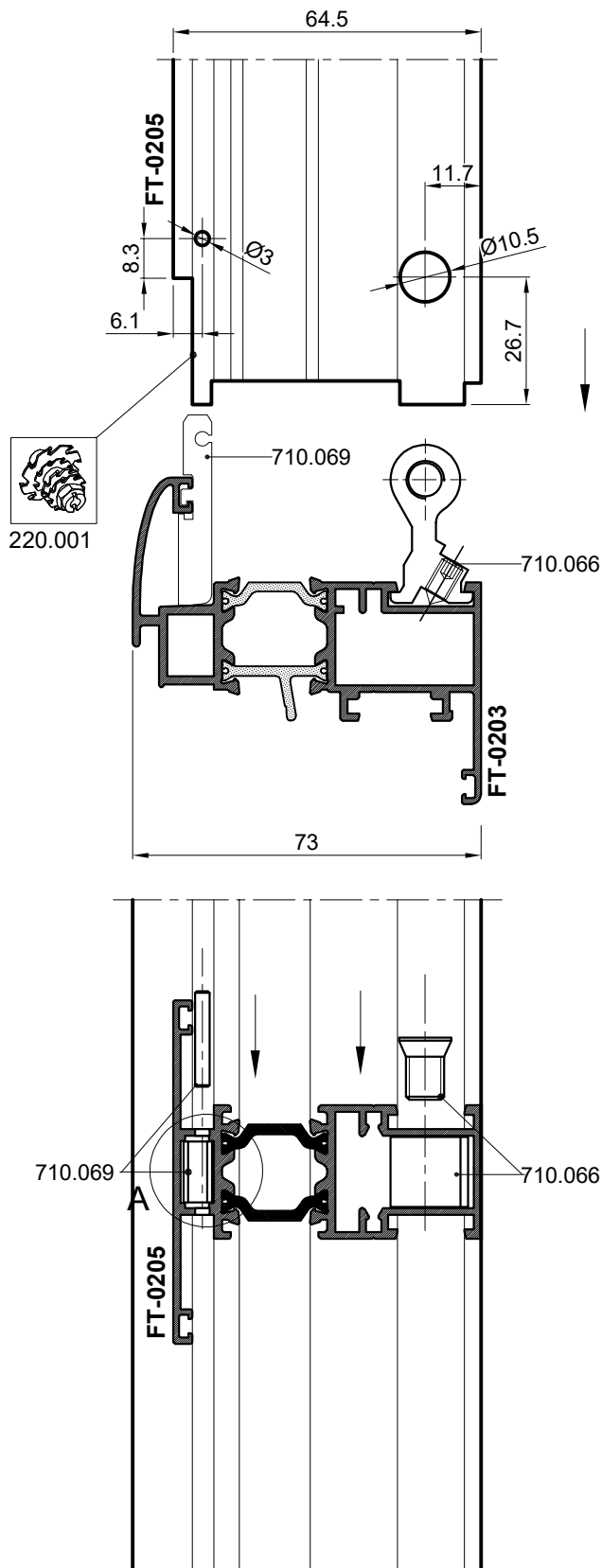
SPAJANJE PROFILA FT-0206 I FT-0206 VEZNICIMA CONNECTION PROFILE FT-0206 AND FT-0206 WITH CONNECTORS



DETALJ A
DETAIL A
M 5:1

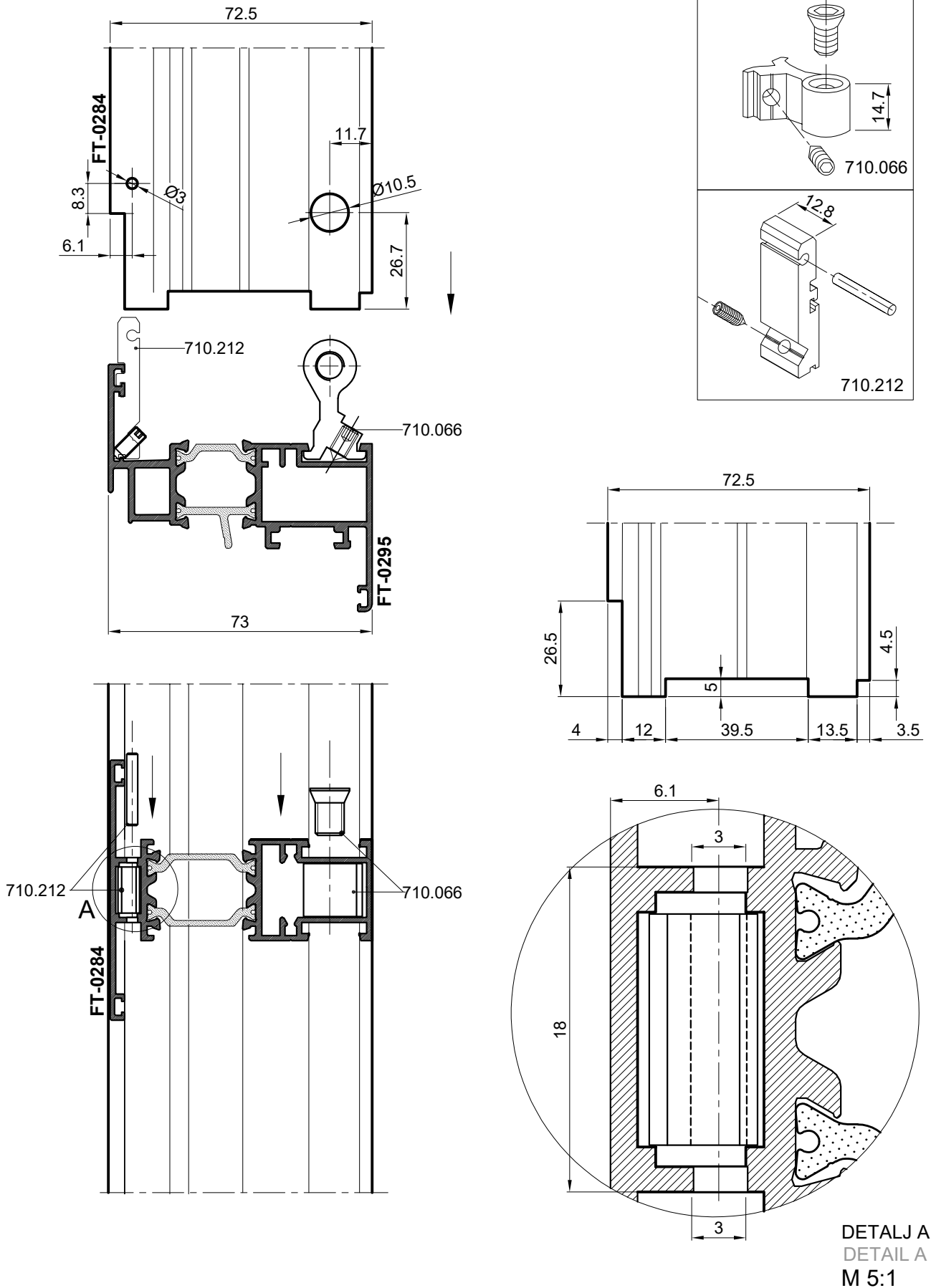


SPAJANJE PROFILA FT-0205 I FT-0203 VEZNICIMA
CONNECTION PROFILE FT-0205 AND FT-0203 WITH CONNECTORS

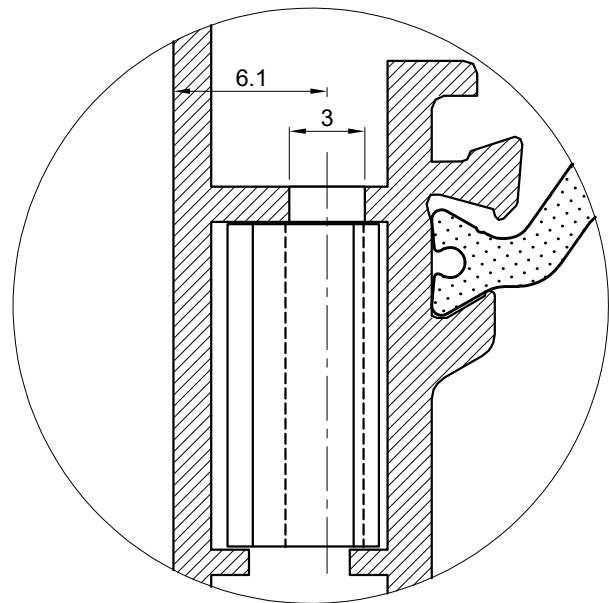
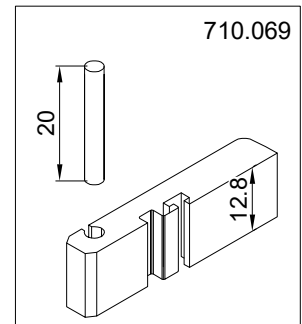
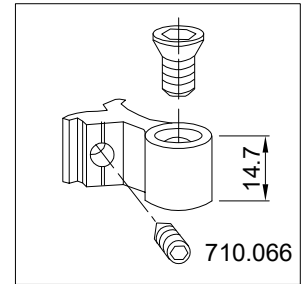
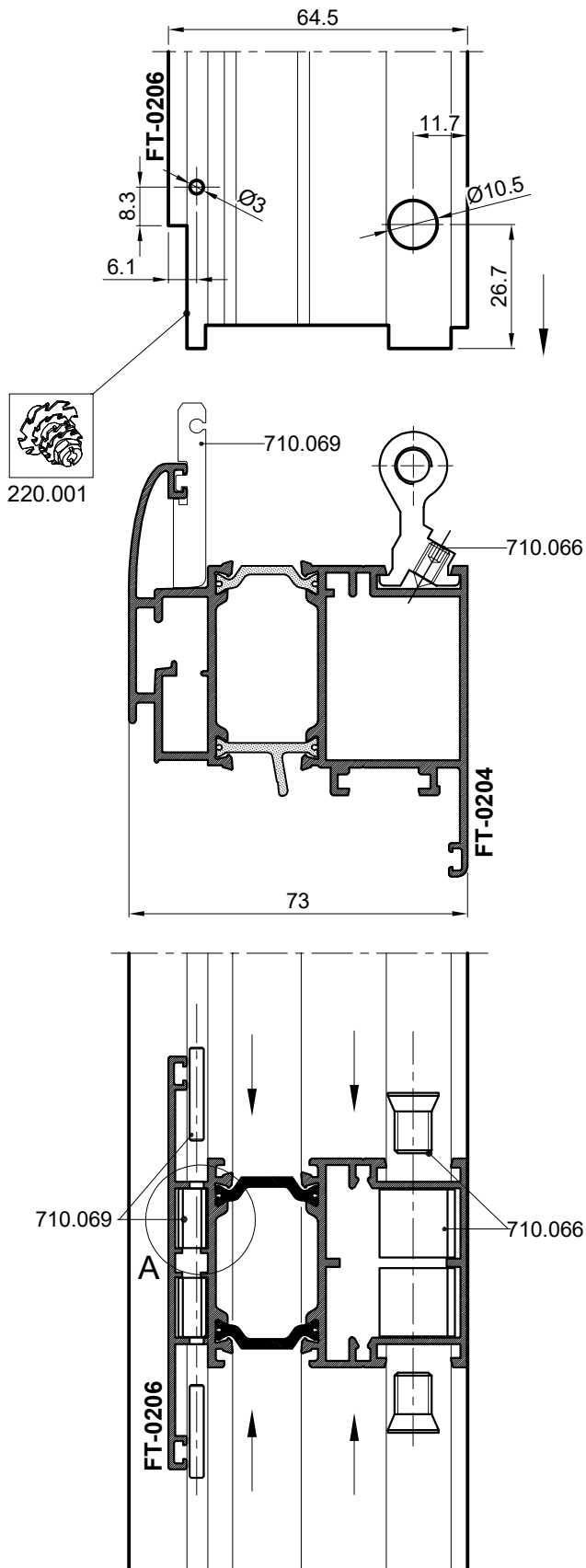


DETALJ A
DETAIL A
M 5:1

SPAJANJE PROFILA FT-0295 I FT-0284 VEZNICIMA CONNECTION PROFILE FT-0295 AND FT-0284 WITH CONNECTORS



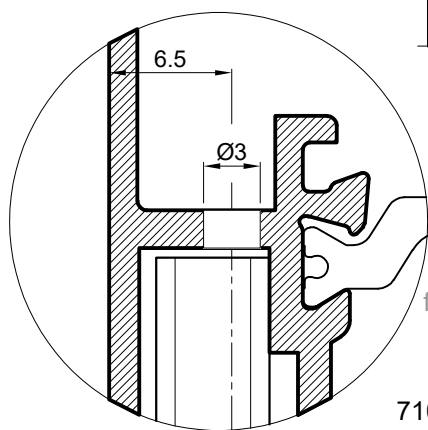
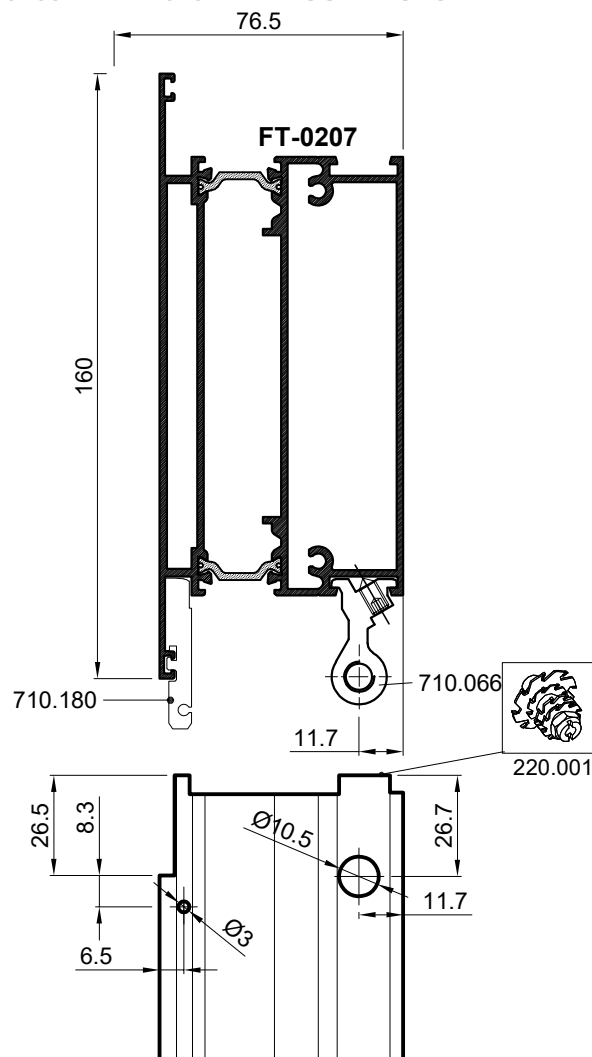
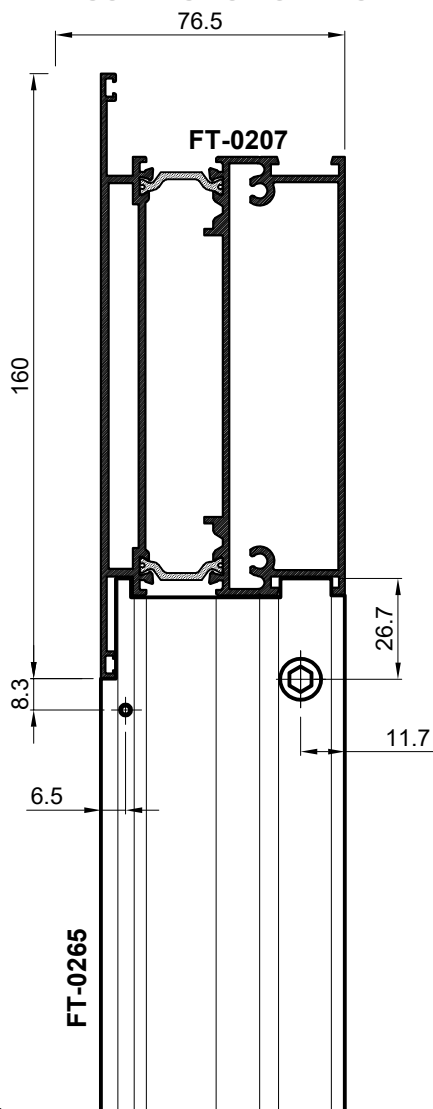
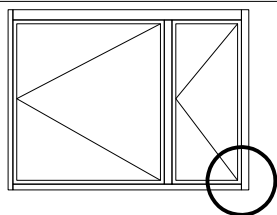
SPAJANJE PROFILA FT-0206 I FT-0204 VEZNICIMA CONNECTION PROFILE FT-0206 AND FT-0204 WITH CONNECTORS



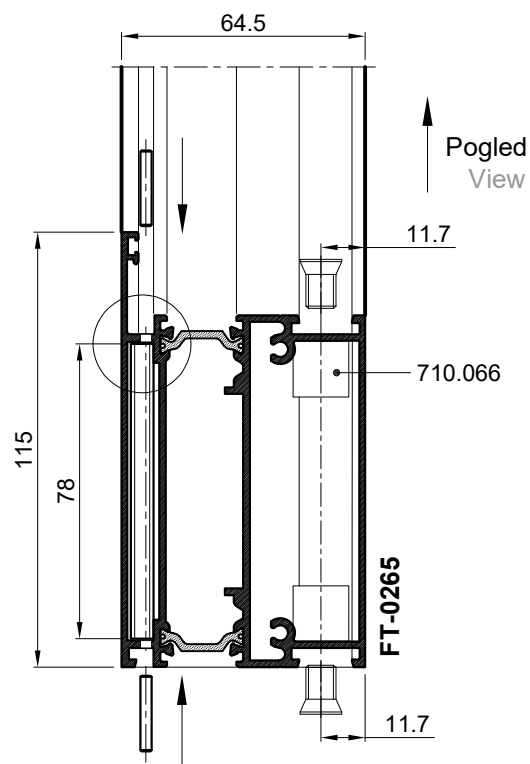
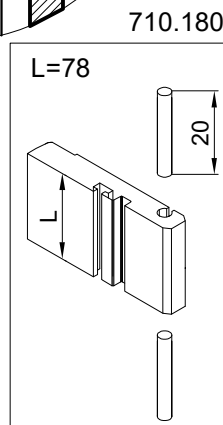
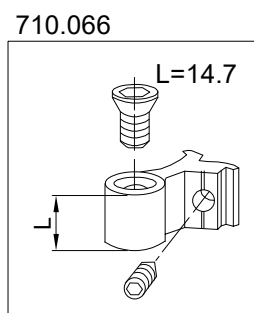
DETALJ A
DETAIL A
M 5:1

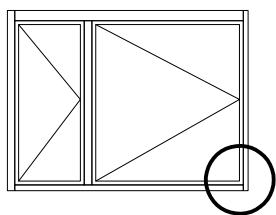
SPAJANJE PROFILA FT-0265 i FT-0207 VEZNICIMA

CONNECTION OF PROFILE FT-0265 and FT-0207 WITH CONNECTORS

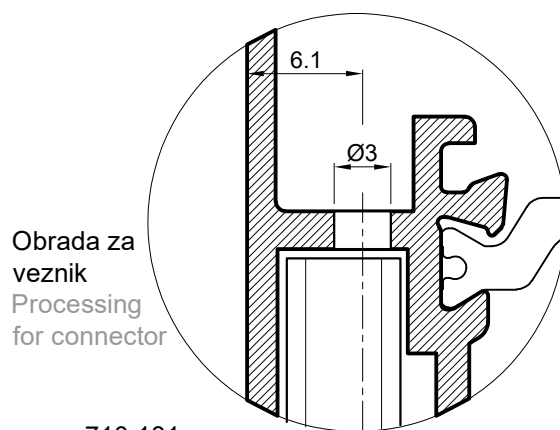
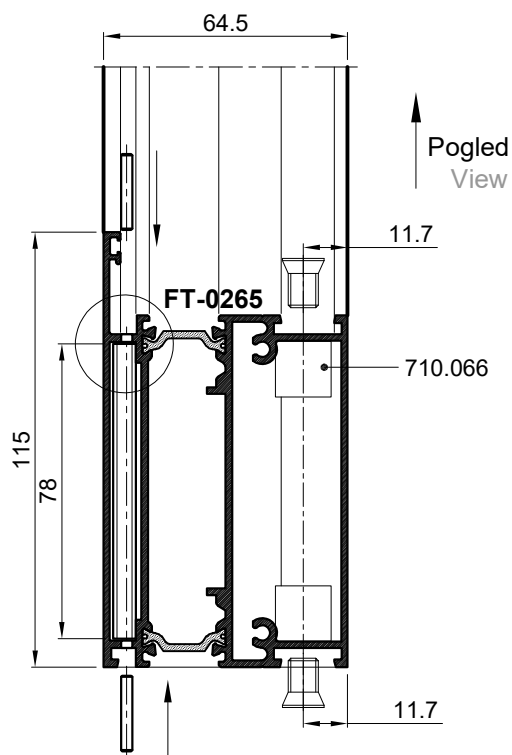
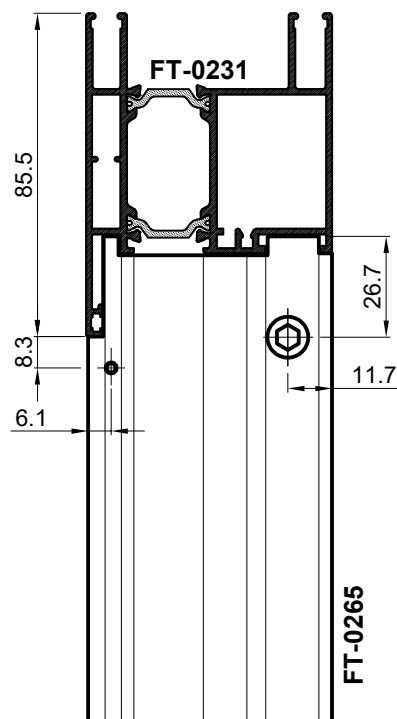
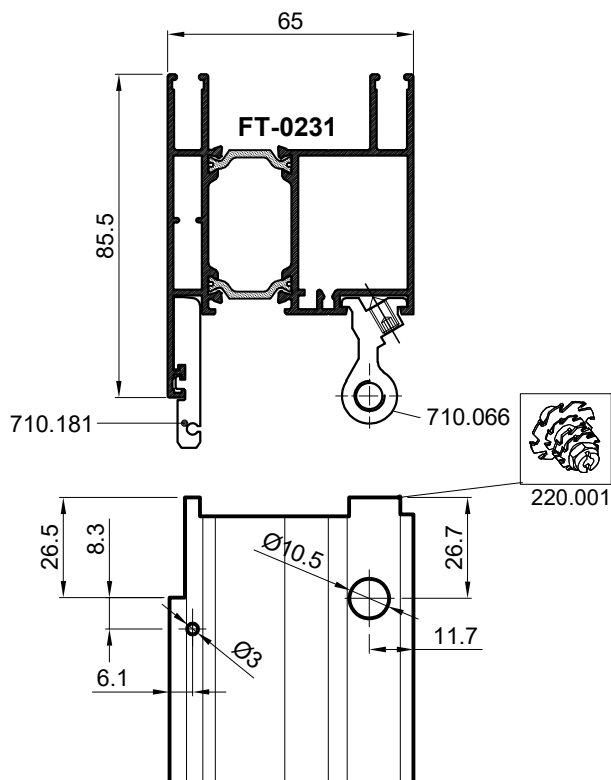


Obrada za
veznik
Processing
for connector

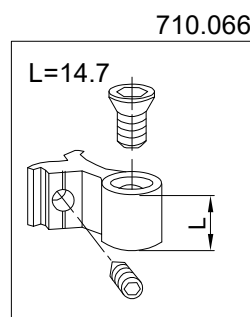
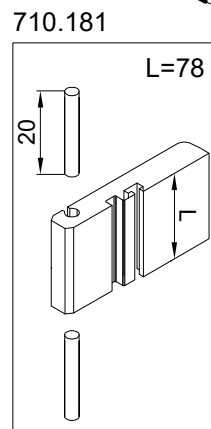


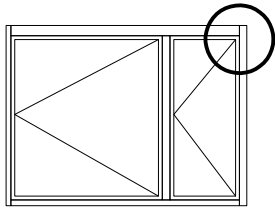


SPAJANJE PROFILA FT-0265 i FT-0231 VEZNICIMA CONNECTION OF PROFILE FT-0265 and FT-0231 WITH CONNECTORS

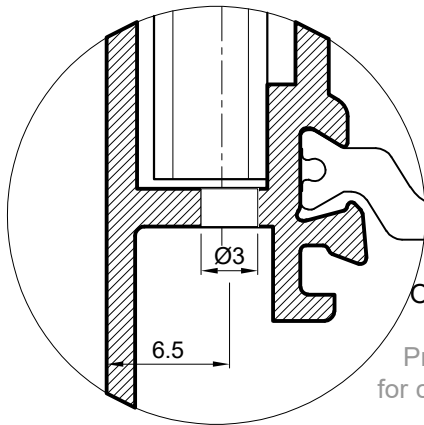
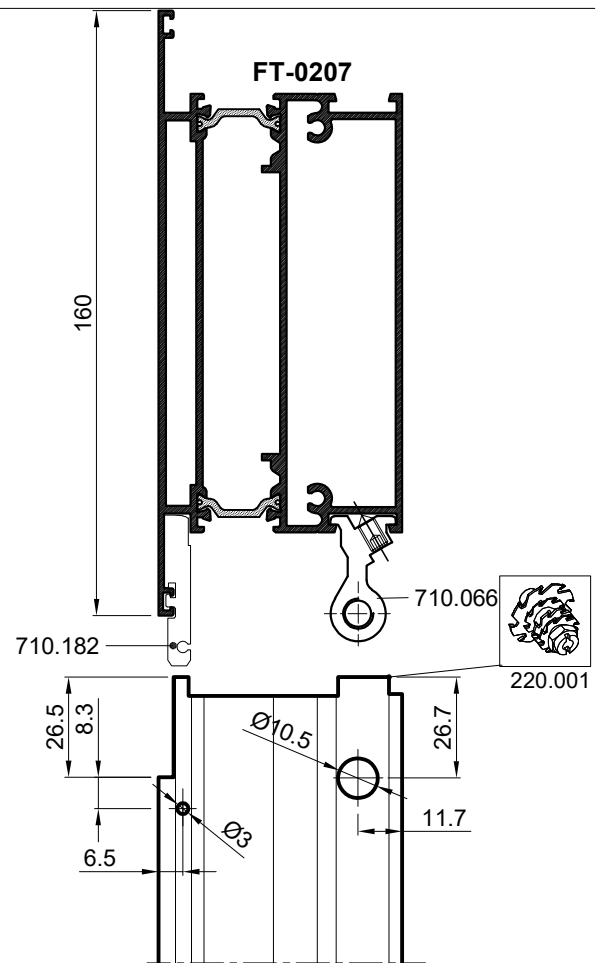
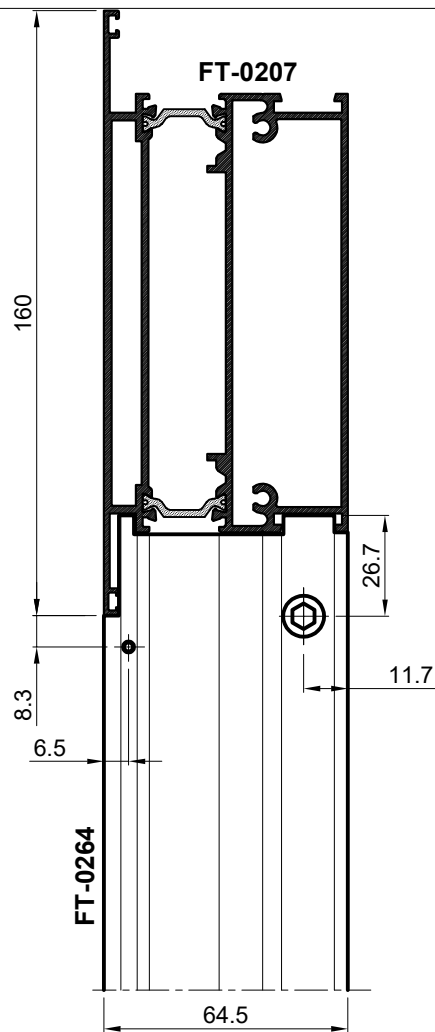


Obrada za
veznik
Processing
for connector



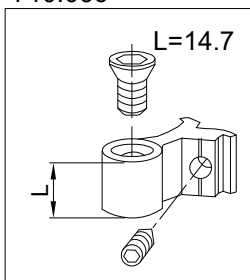


SPAJANJE PROFILA
FT-0264 i FT-0207
VEZNICIMA
CONNECTION OF
PROFILE FT-0264 and
FT-0207 WITH
CONNECTORS



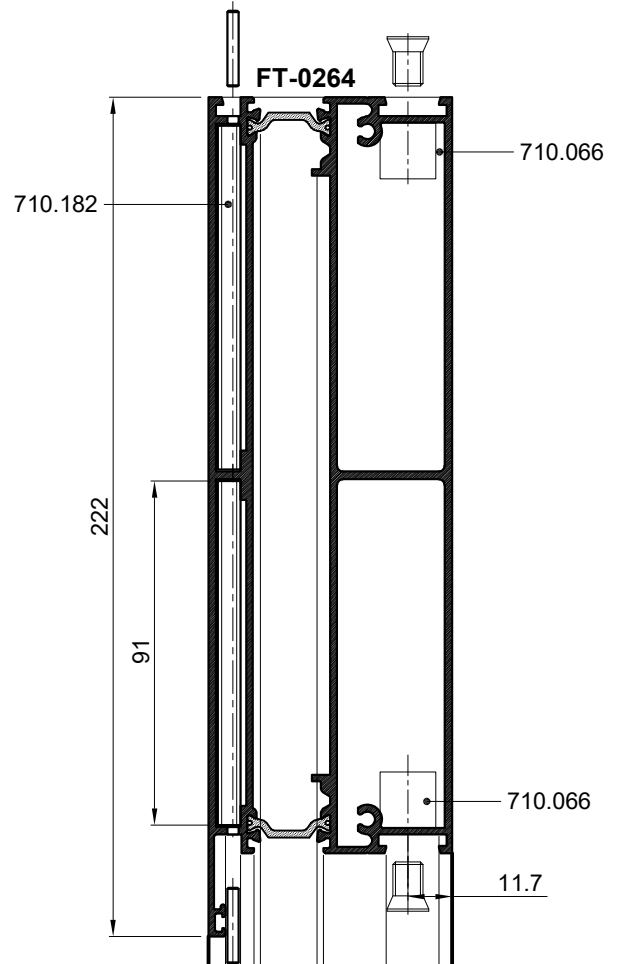
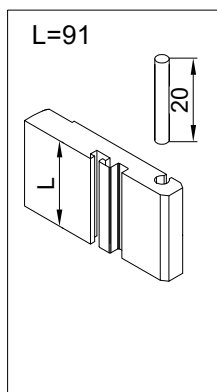
Obrada za
veznik
Processing
for connector

710.066



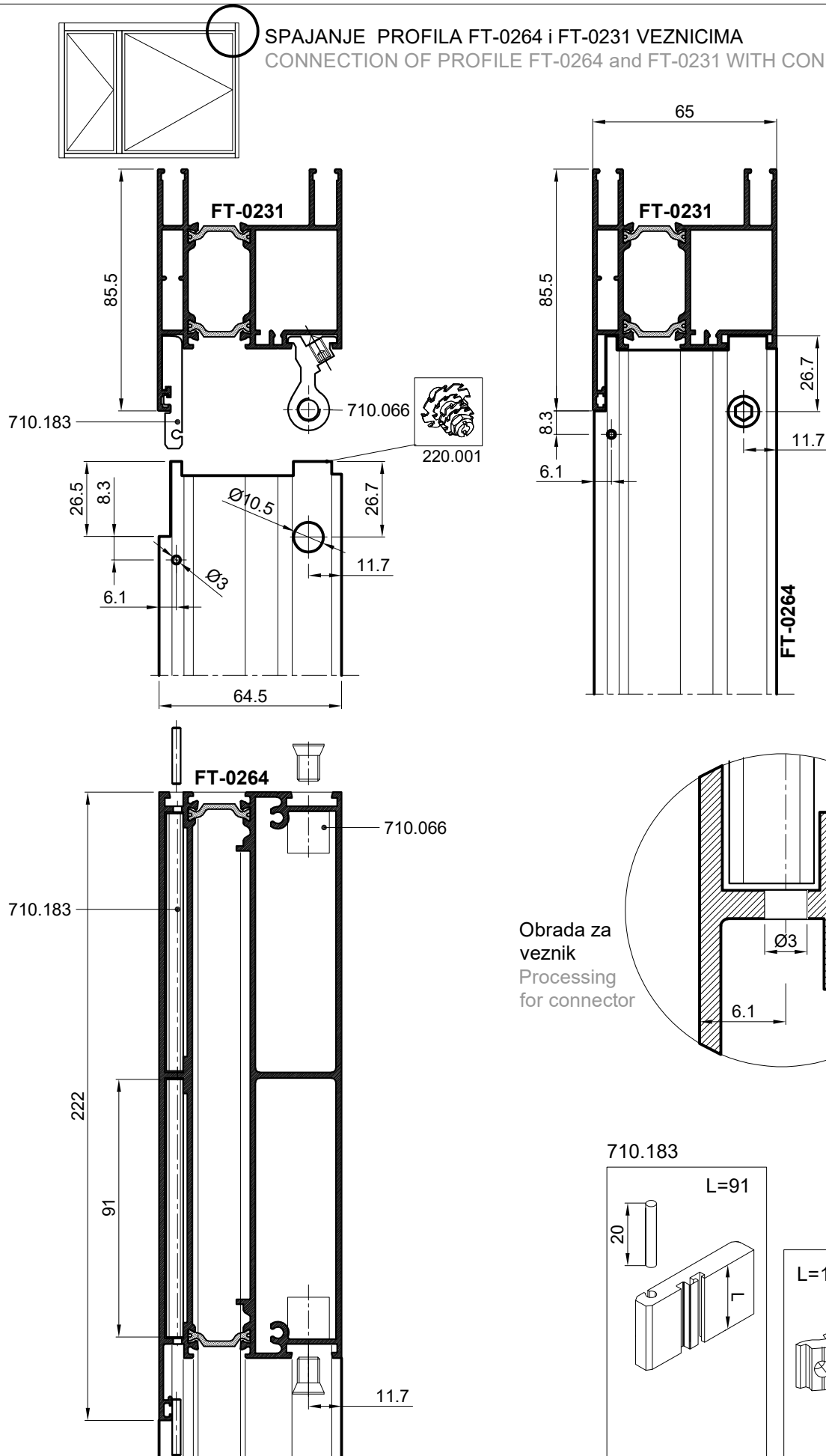
710.182

L=91

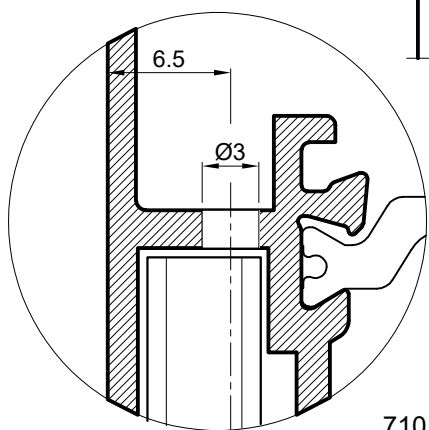
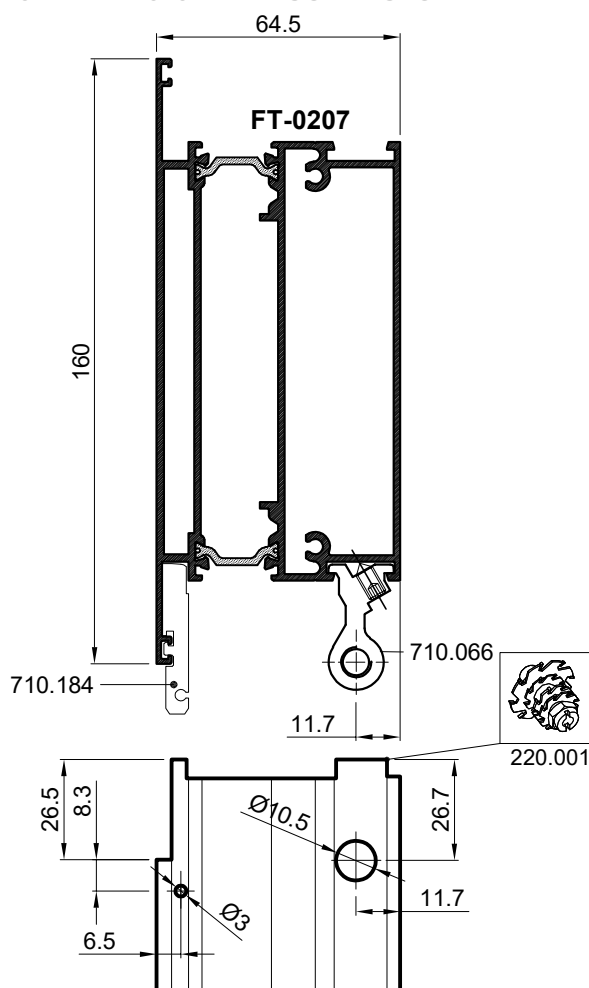
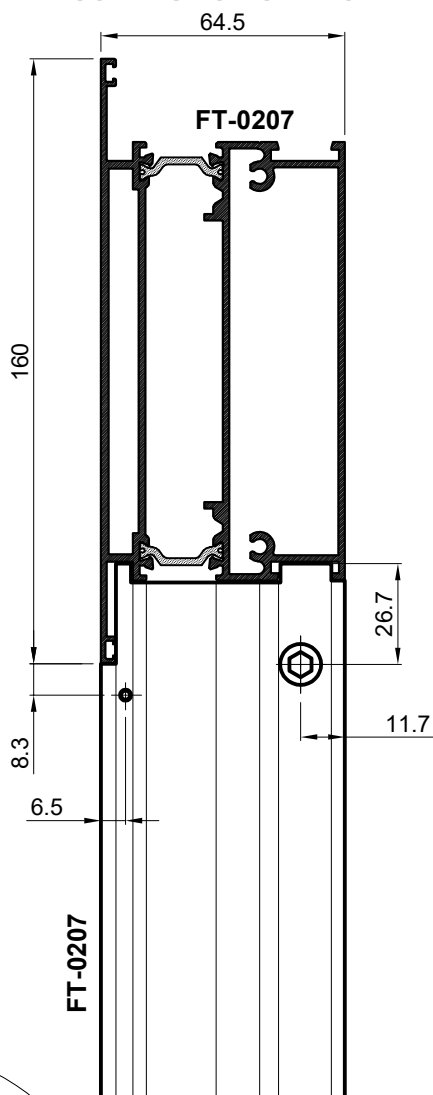
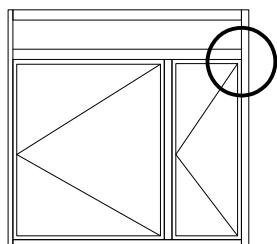


SPAJANJE PROFILA FT-0264 i FT-0231 VEZNICIMA

CONNECTION OF PROFILE FT-0264 and FT-0231 WITH CONNECTORS



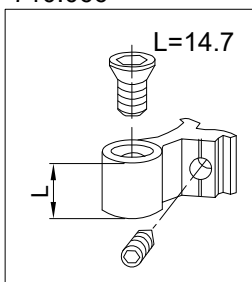
SPAJANJE PROFILA FT-0207 I FT-0207 VEZNICIMA
CONNECTION OF PROFILE FT-0207 and FT-0207 WITH CONNECTORS



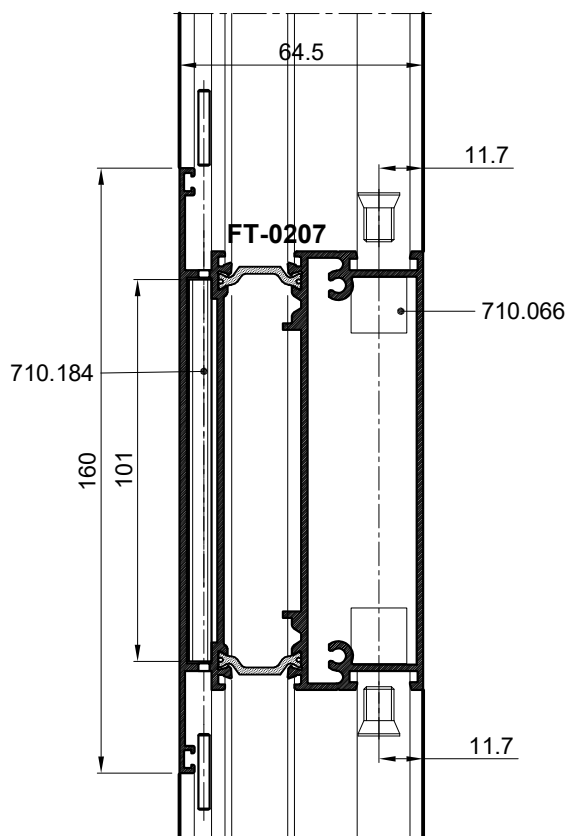
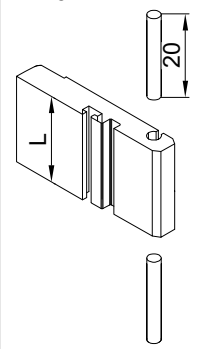
Obrada za
veznik
Processing
for connector

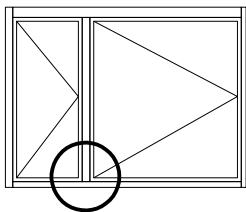
710.184

710.066

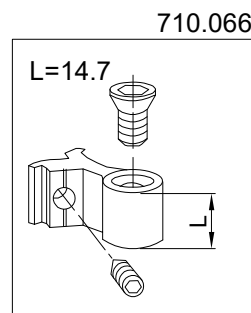
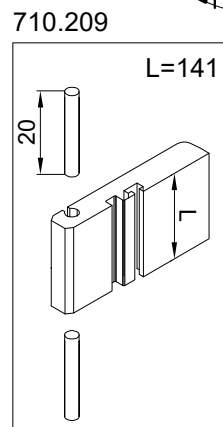
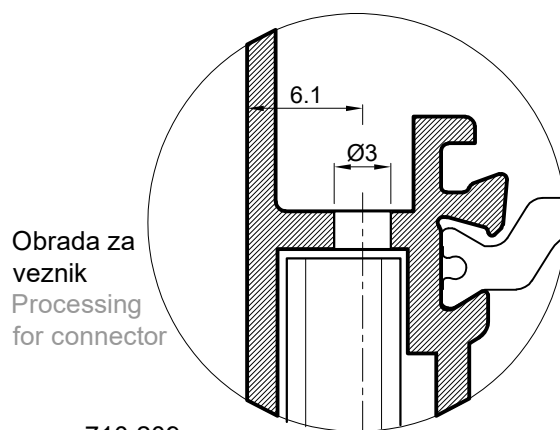
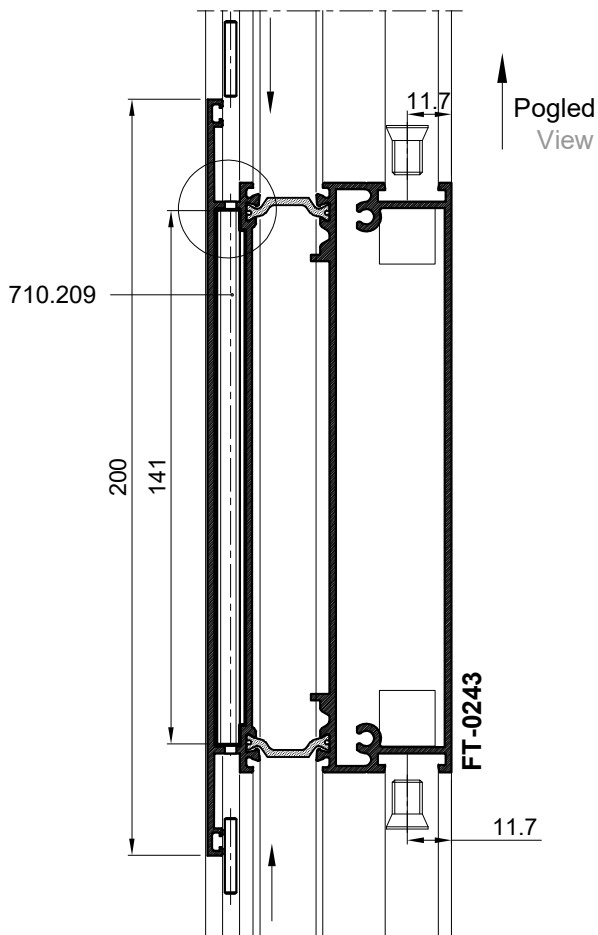
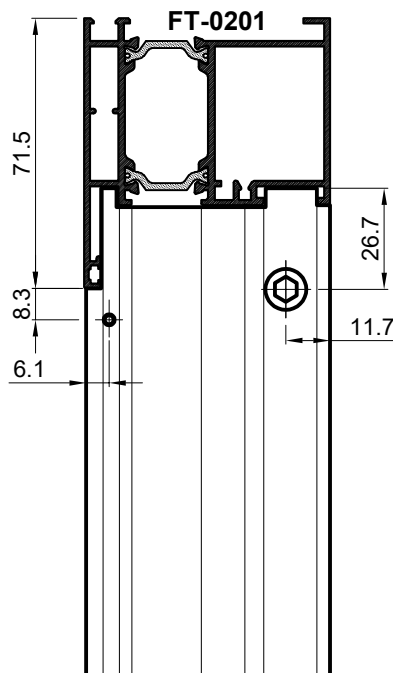
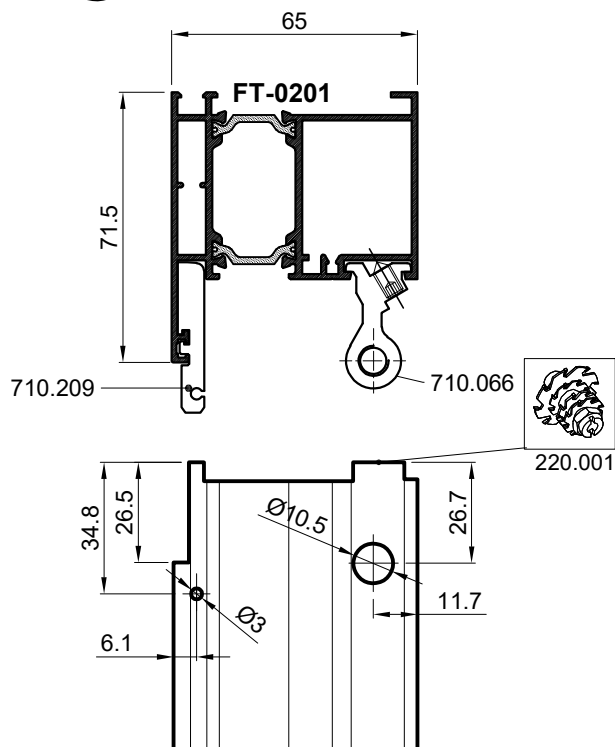


L=101



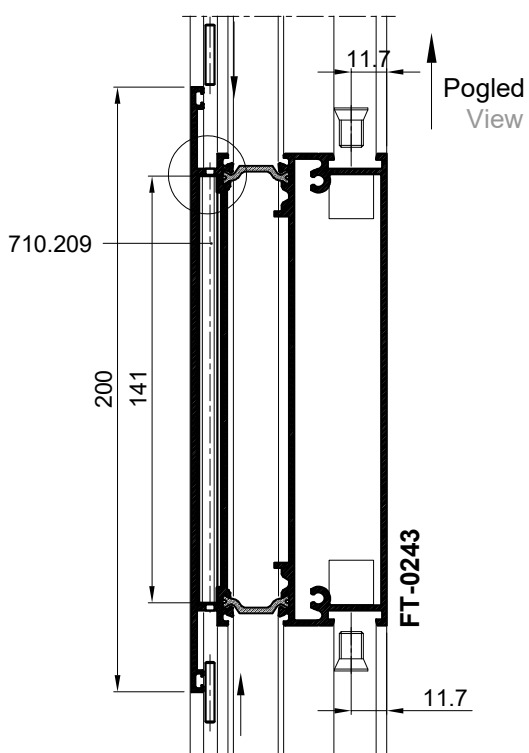
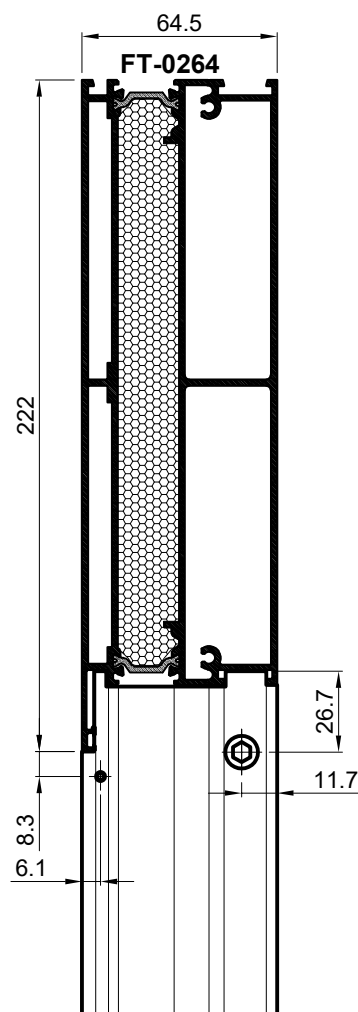
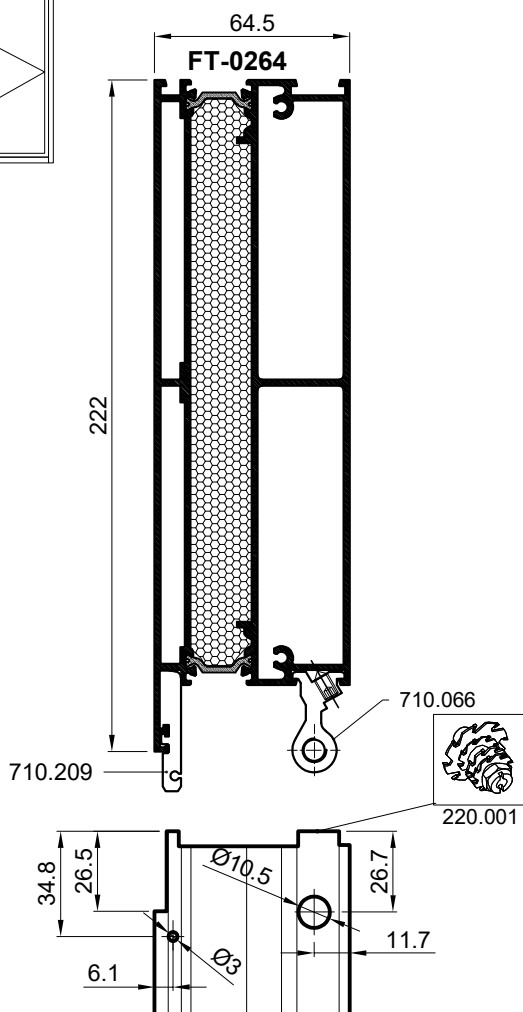
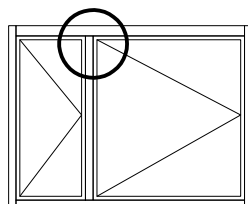


SPAJANJE PROFILA FT-0243 I FT-0201 VEZNICIMA CONNECTION OF PROFILE FT-0243 and FT-0201 WITH CONNECTORS

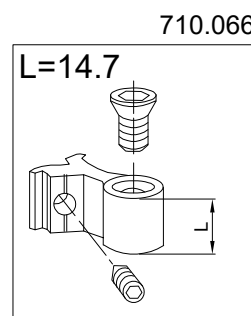
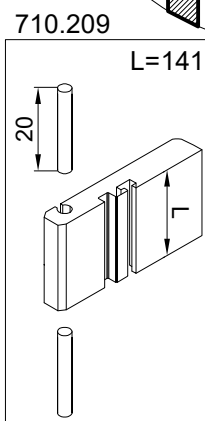
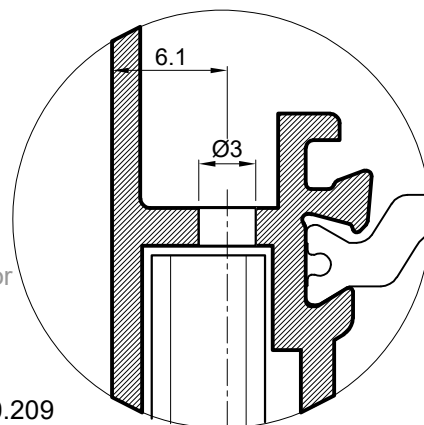


SPAJANJE PROFILA FT-0243 i FT-0264 VEZNICIMA

CONNECTION OF PROFILE FT-0243 and FT-0264 WITH CONNECTORS

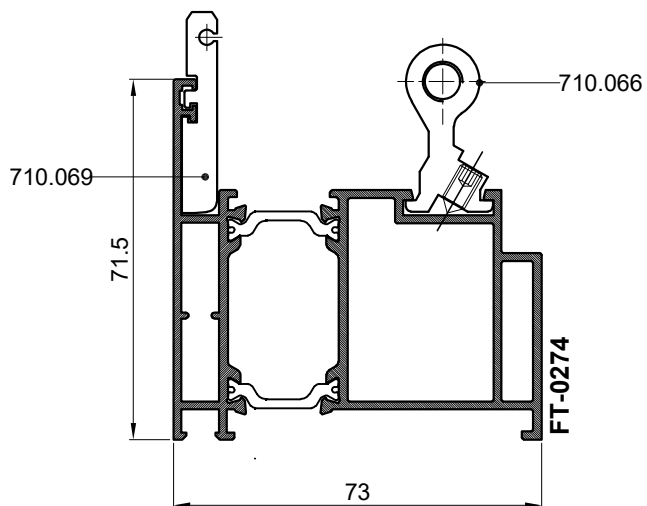
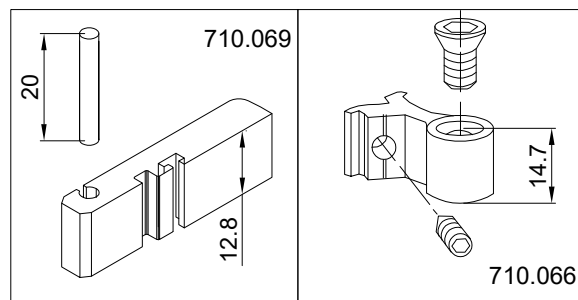
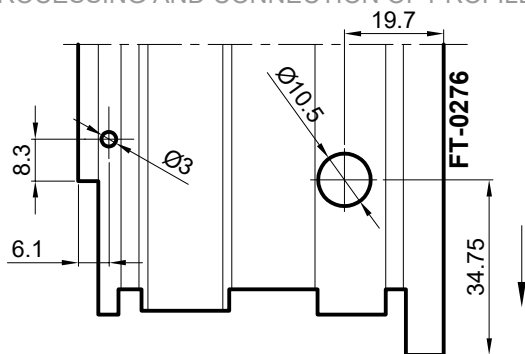


Obrada za
veznik
Processing
for connector

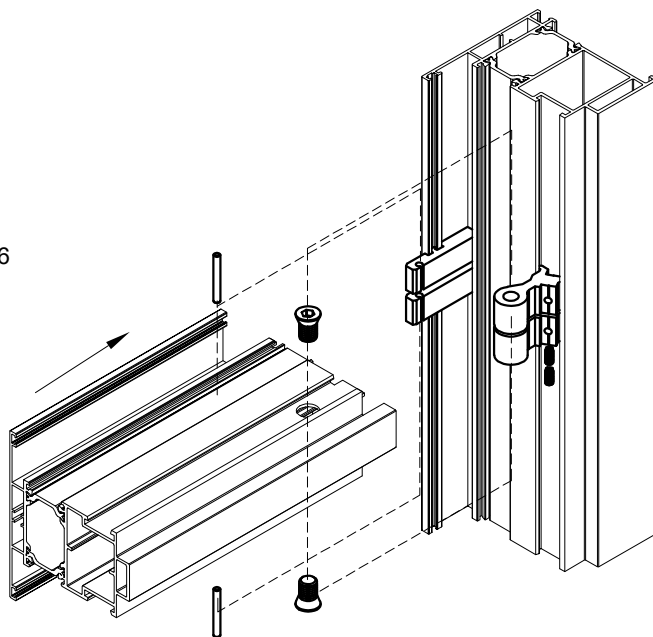
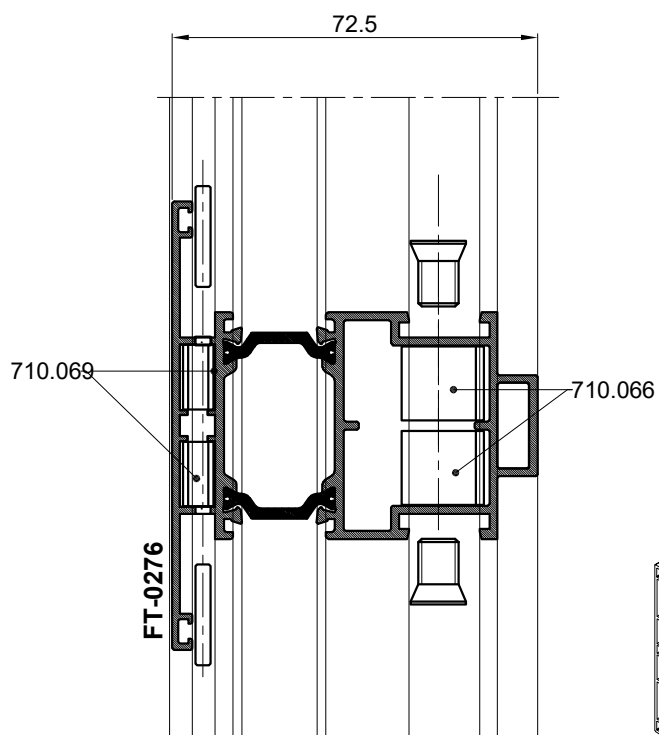
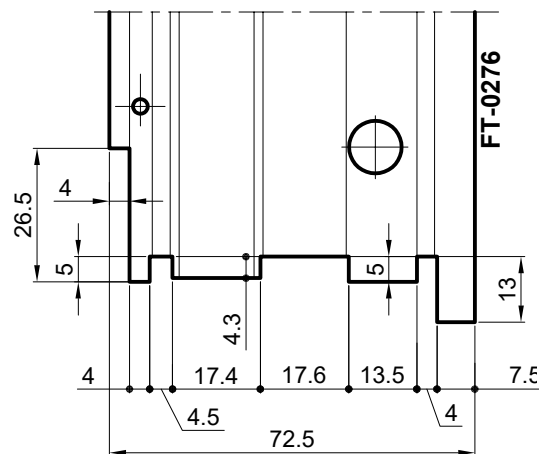


OBRADA I SPAJANJE PROFILA FT-0276 I FT-0274 VEZNICIMA

PROCESSING AND CONNECTION OF PROFILES FT-0276 I FT-0274 WITH CONNECTORS

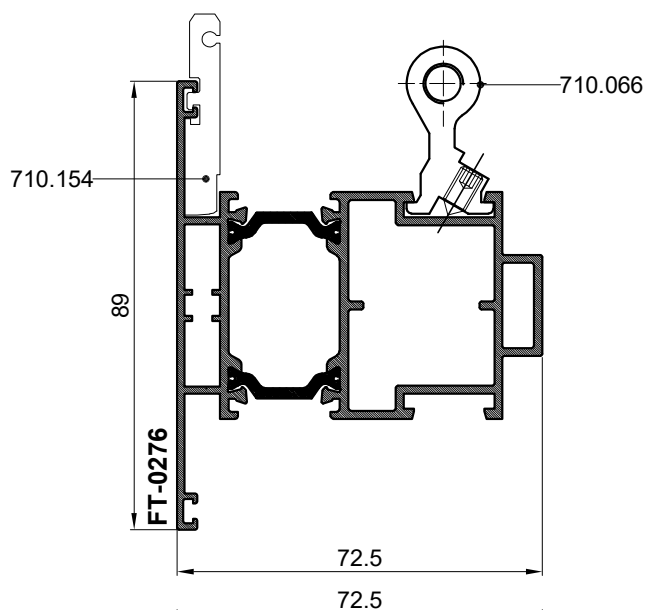
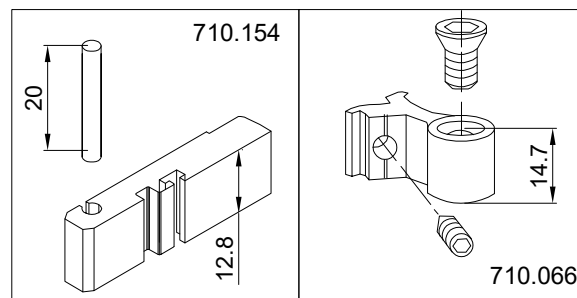
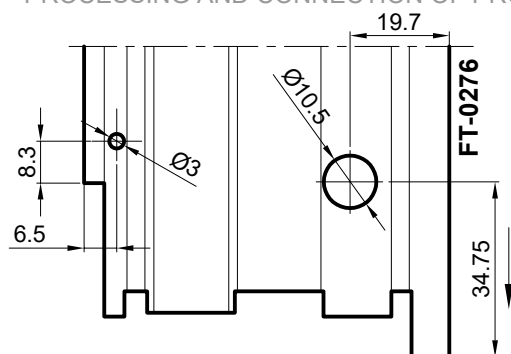


OBRADA PROFILA PREČKE
-obrada na glodalici ili obradnom centru
PROCESSING OF MULLION PROFILE
-processing on mill or machining centre

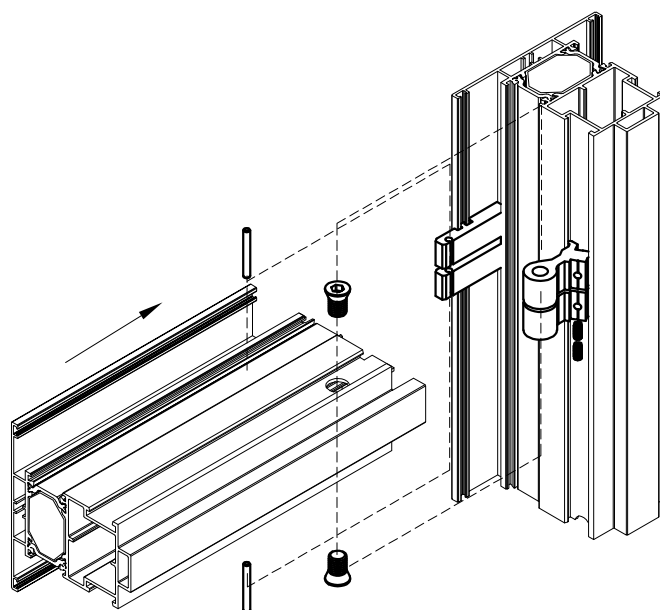
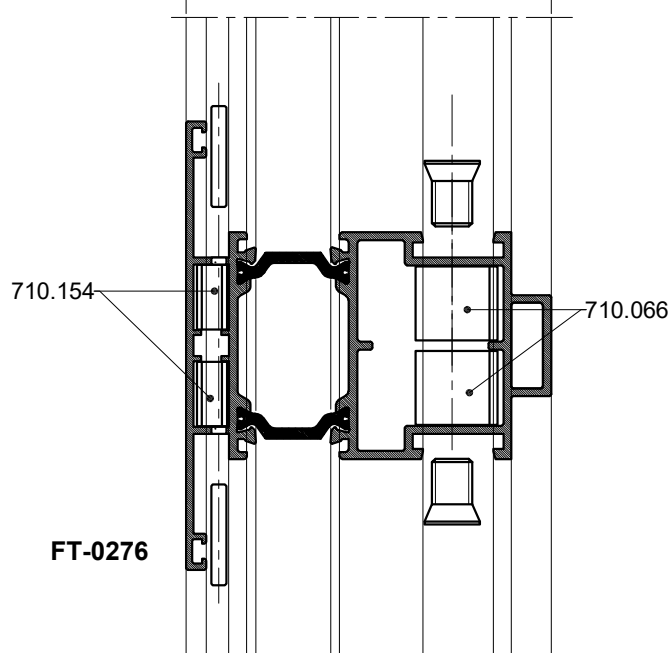
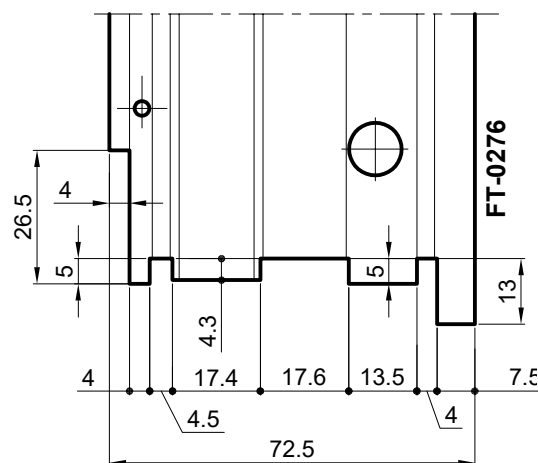


OBRADA I SPAJANJE PROFILA FT-0276 I FT-0276 VEZNICIMA

PROCESSING AND CONNECTION OF PROFILES FT-0276 I FT-0276 WITH CONNECTORS

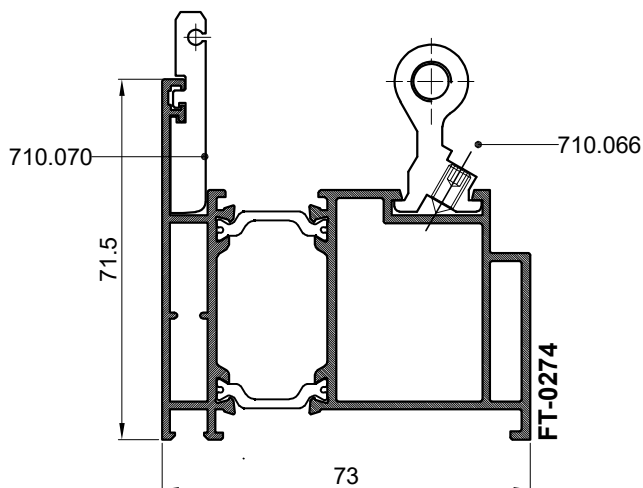
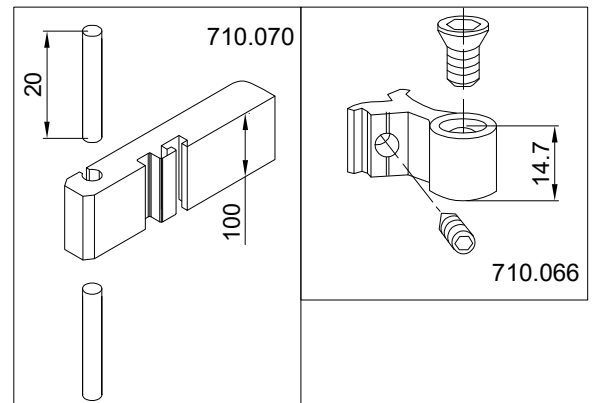
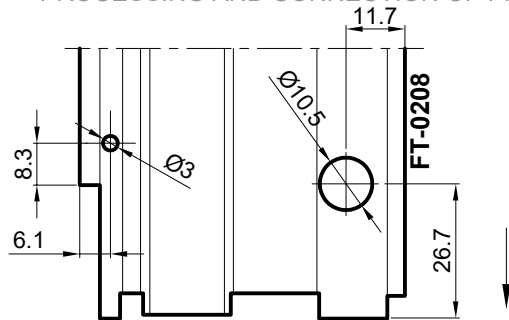


OBRADA PROFILA PREČKE -obrada na glodalici ili obradnom centru PROCESSING OF MULLION PROFILE -processing on mill or machining centre



OBRADA I SPAJANJE PROFILA FT-0274 i FT-0208 VEZNICIMA

PROCESSING AND CONNECTION OF PROFILES FT-0274 i FT-0208 WITH CONNECTORS



OBRADA PROFILA PARAPETNE PREČE

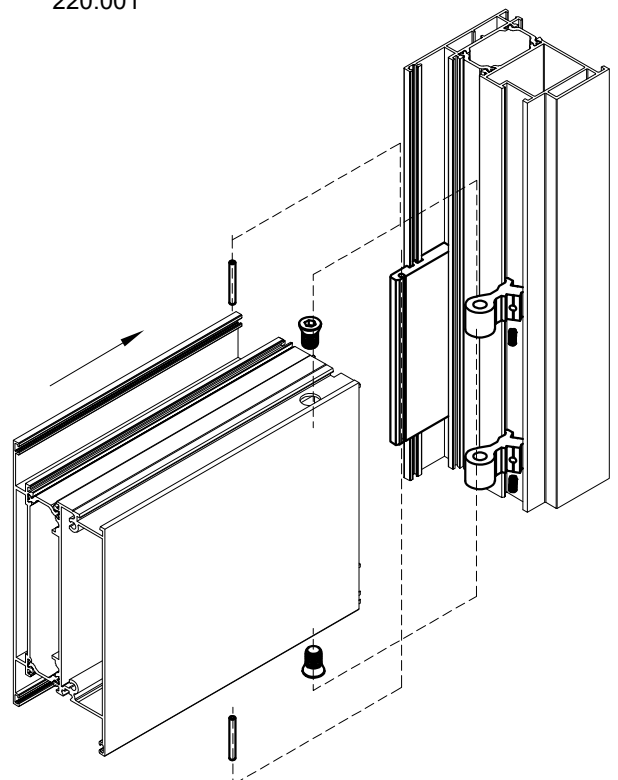
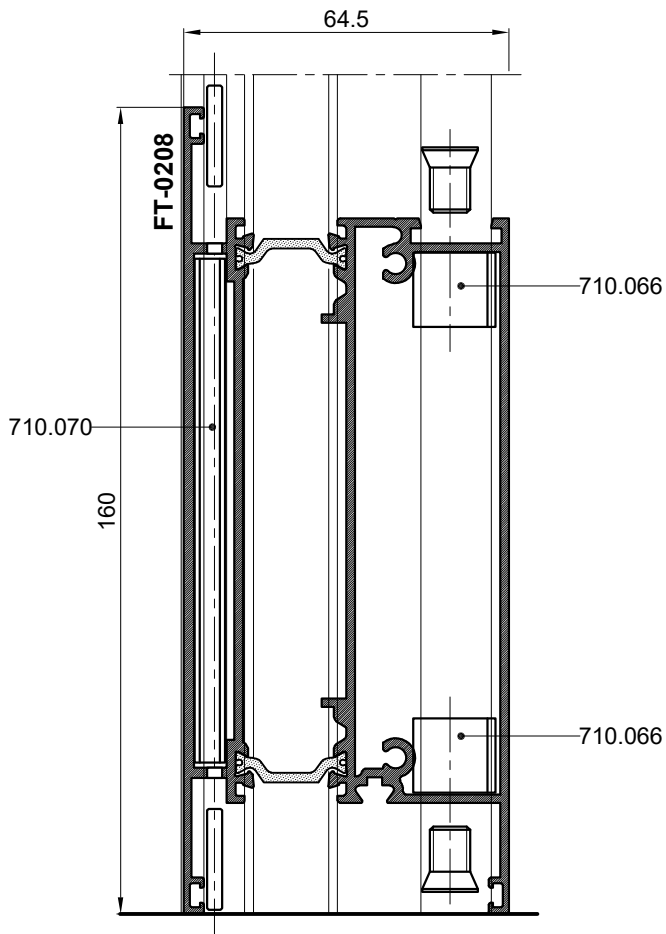
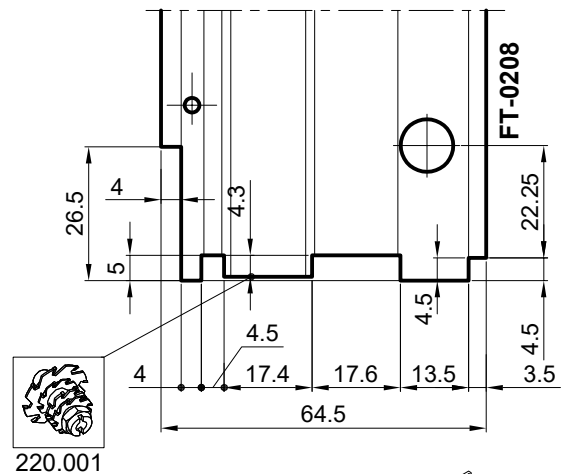
-obrada snopom glodala za obradu prečki
art.220.001

-obrada na glodalici ili obradnom centru

PROCESSING OF SPANDREL MULLION PROFILE

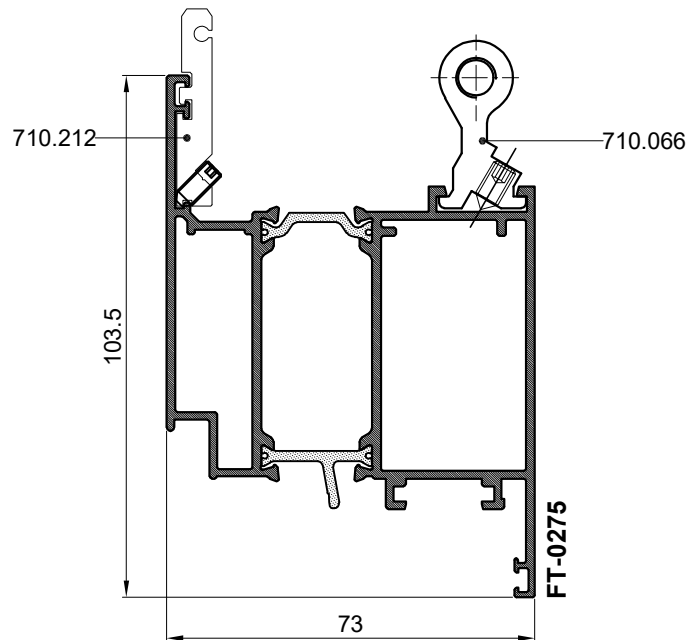
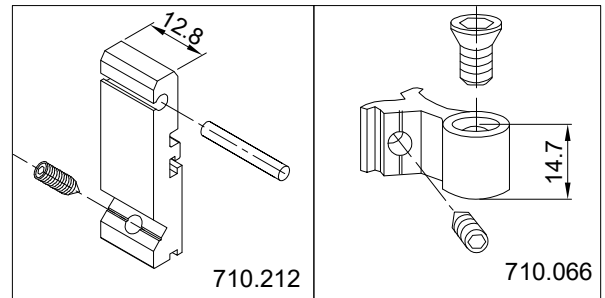
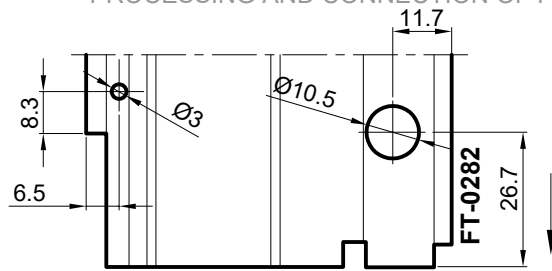
-processing with bundle of milling cutters for mullion
processing art.220.001

-processing on mill or machining centre

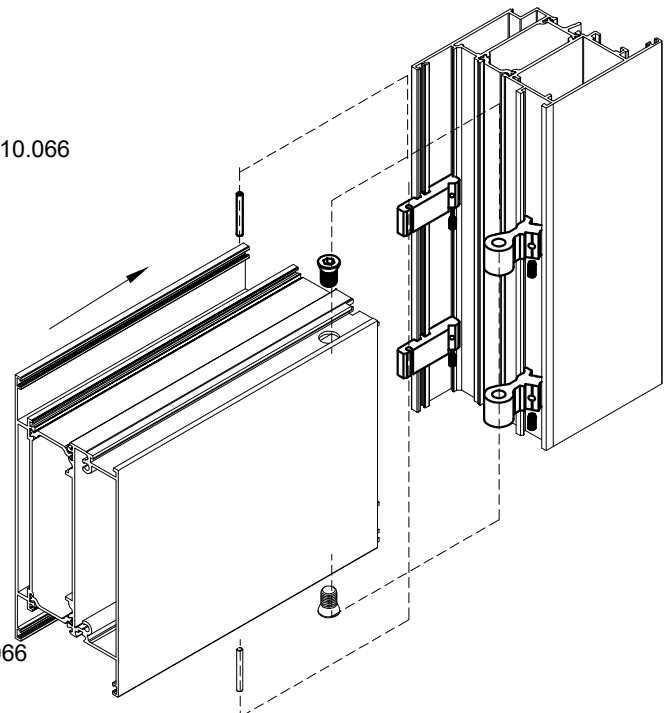
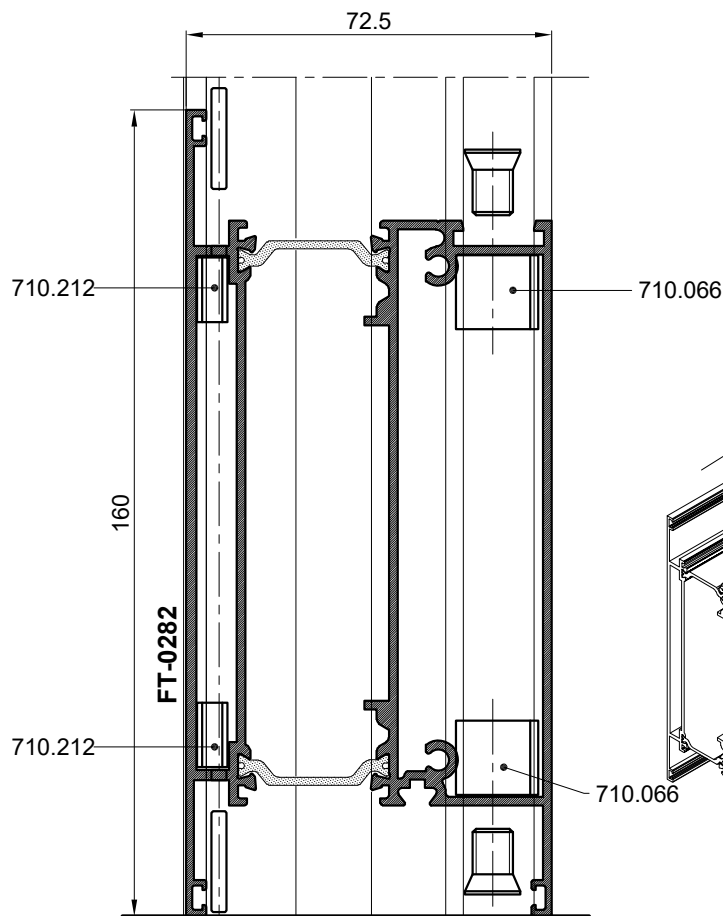
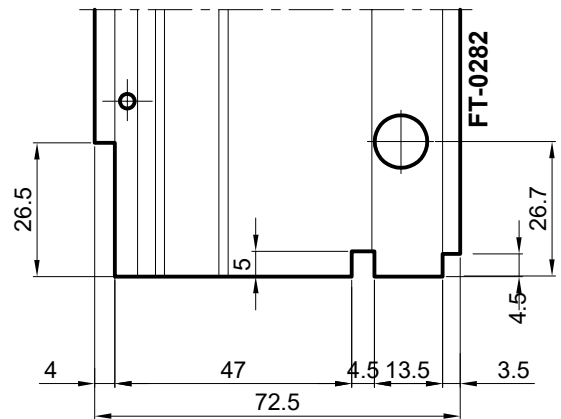


OBRADA I SPAJANJE PROFILA FT-0275 i FT-0282 VEZNICIMA

PROCESSING AND CONNECTION OF PROFILES FT-0275 i FT-0282 WITH CONNECTORS

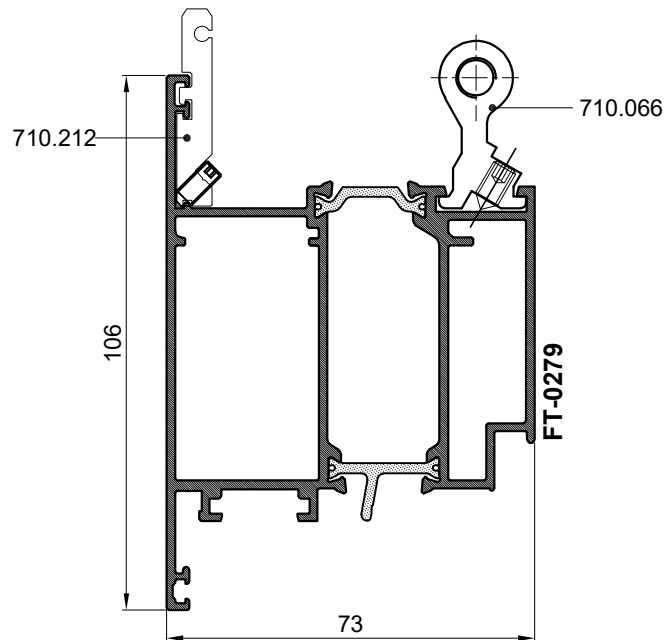
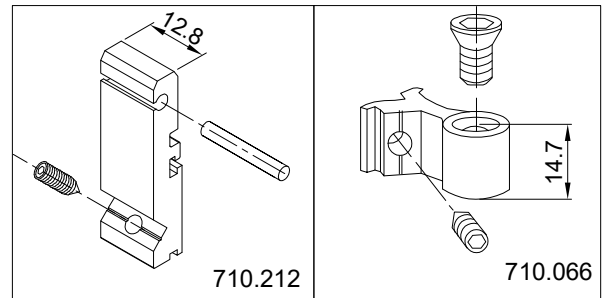
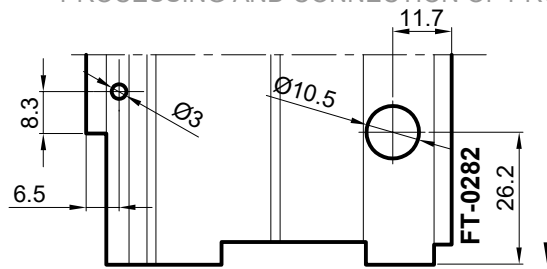


Obrada profila parapetne prečke
-obrada na glodalici ili obradnom centru
Processing of spandrel mullion profile
-processing on mill or machining centre

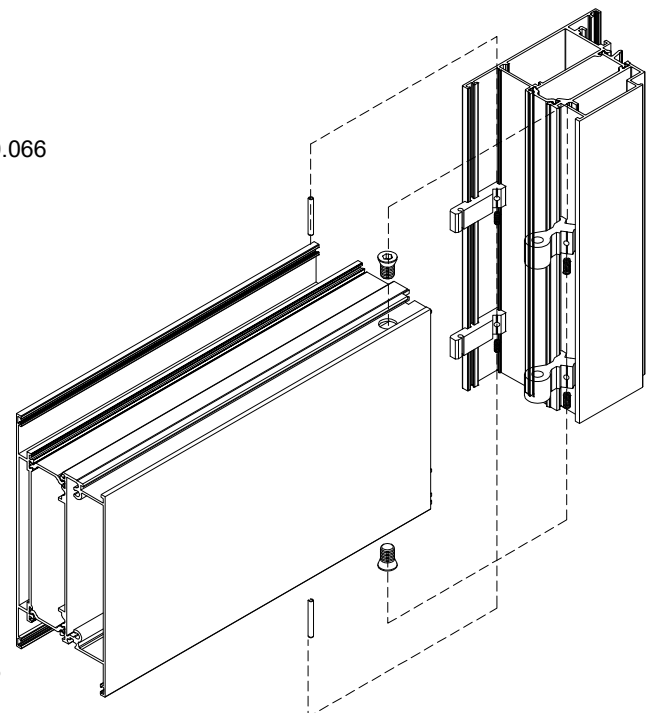
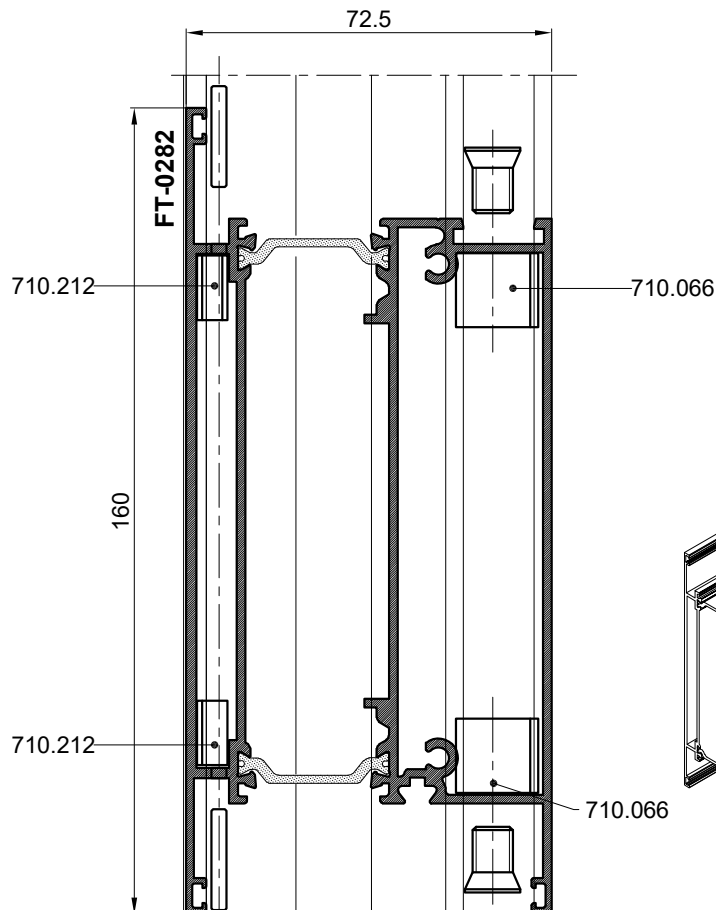
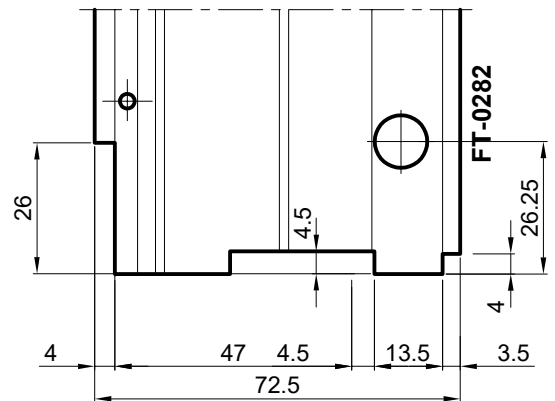


OBRADA I SPAJANJE PROFILA FT-0279 I FT-0282 VEZNICIMA

PROCESSING AND CONNECTION OF PROFILES FT-0279 I FT-0282 WITH CONNECTORS

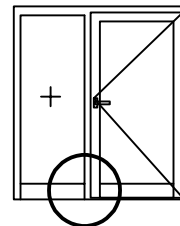
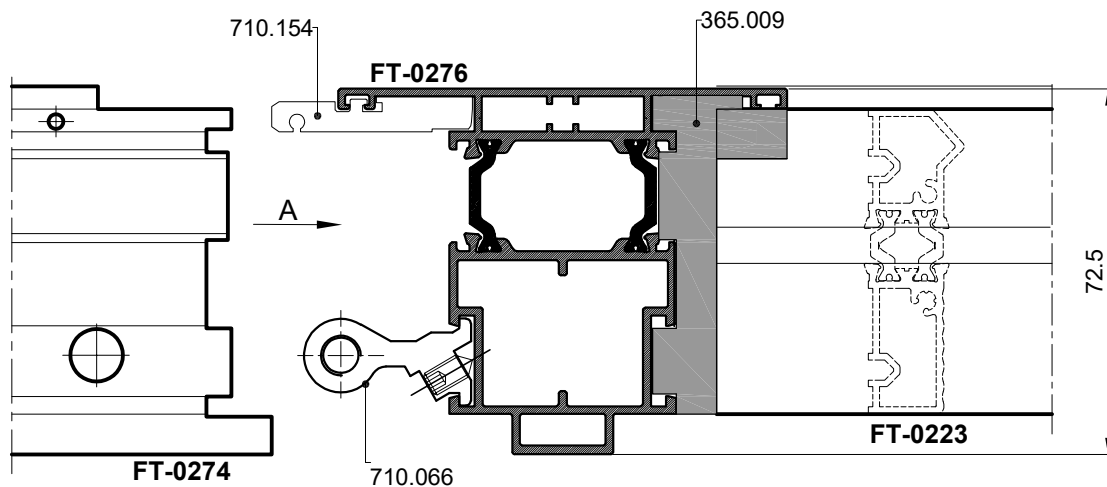


Obrada profila parapetne prečke
-obrada na glodalici ili obradnom centru
Processing of spandrel mullion profile
-processing on mill or machining centre



OBRADA I SPAJANJE PROFILA FT-0276 I FT-0274 VEZNICIMA

PROCESSING AND CONNECTION OF PROFILES FT-0276 I FT-0274 WITH CONNECTORS

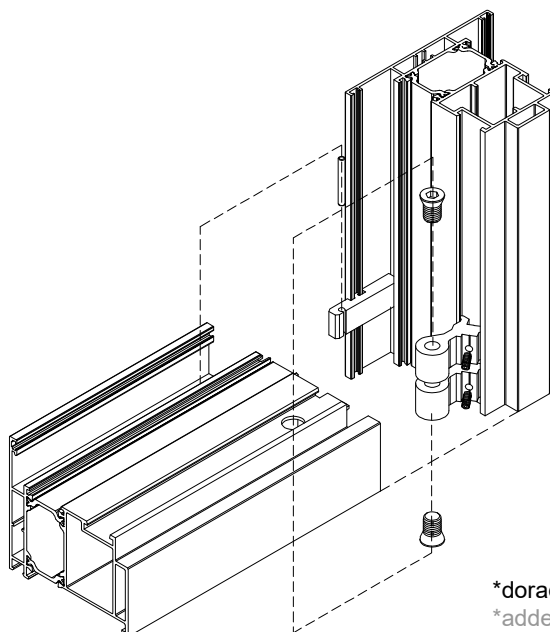
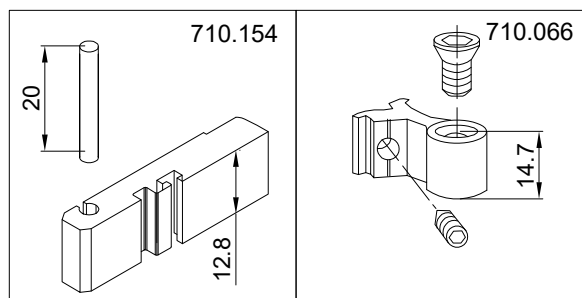
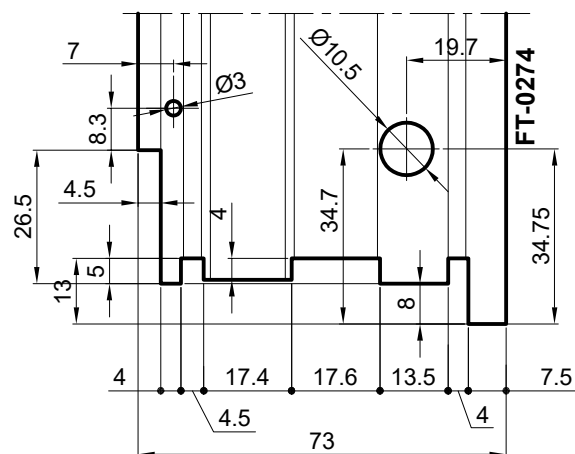
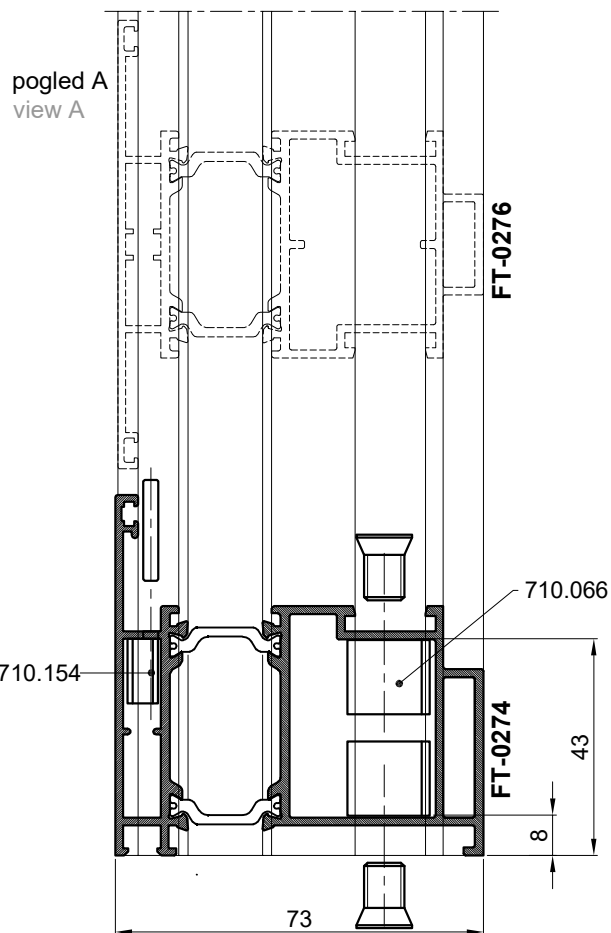


Obrada profila rama FT-0274

-obrada na glodalici ili obradnom centru

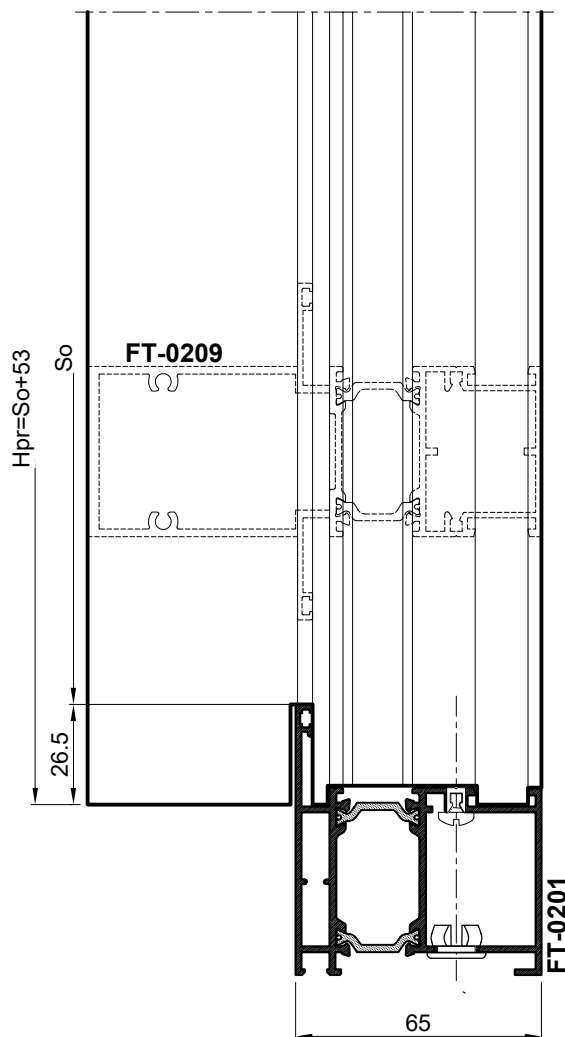
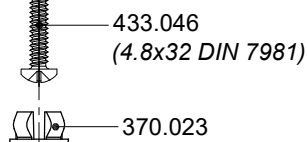
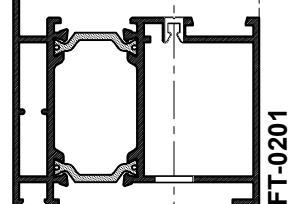
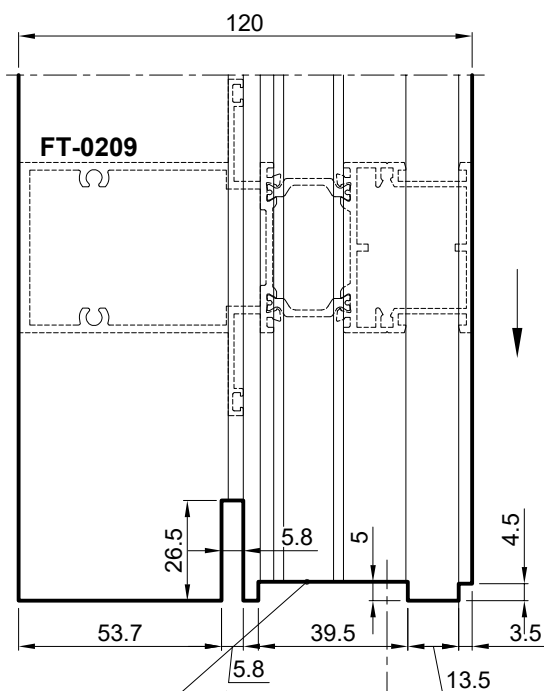
Processing of frame profile FT-0274

-processing on mill or machining centre

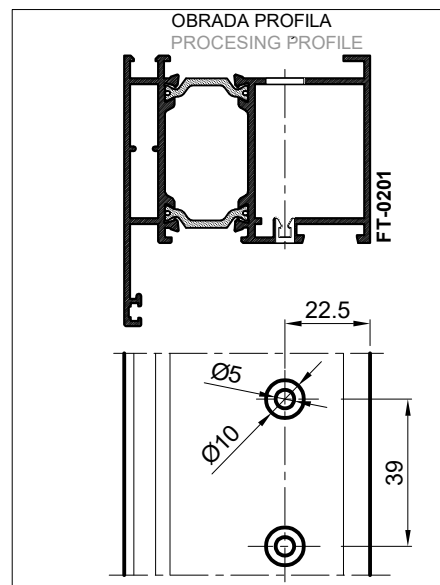
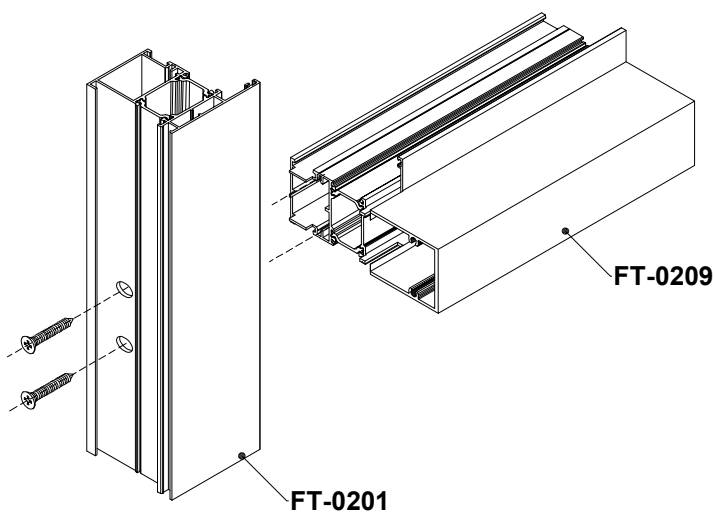


*dorađeno
*added

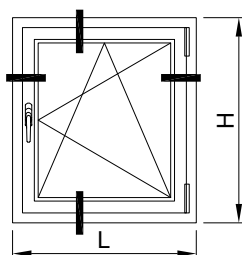
SPAJANJE PROFILA PREČKE FT-0209 I RAMA VIJCIMA CONNECTION OF MULLION FT-0209 AND PROFILE WITH SCREWS



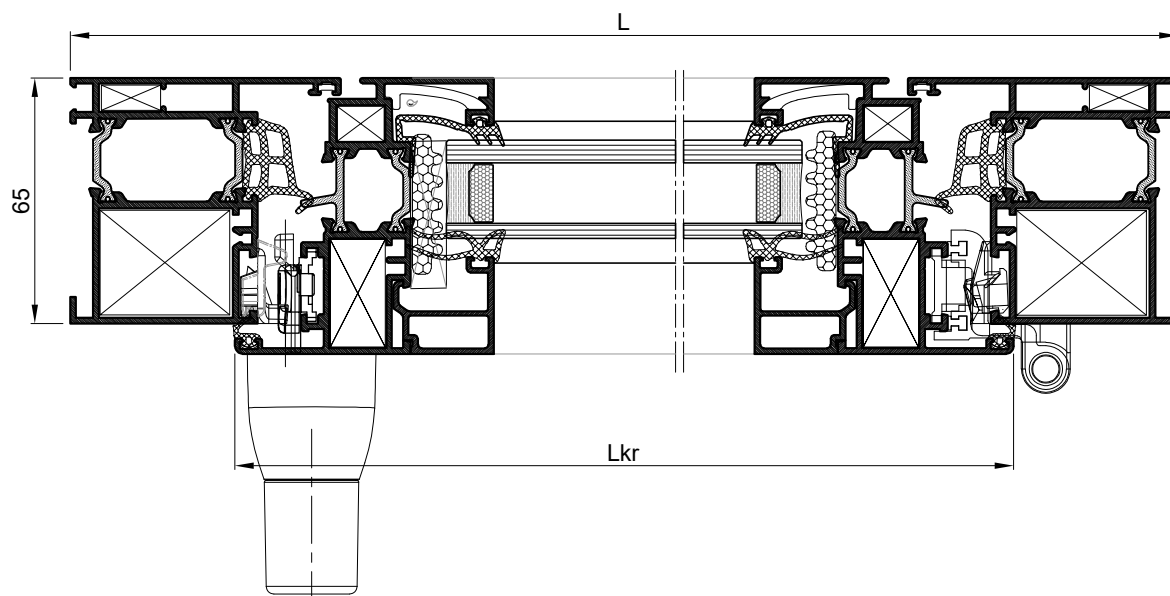
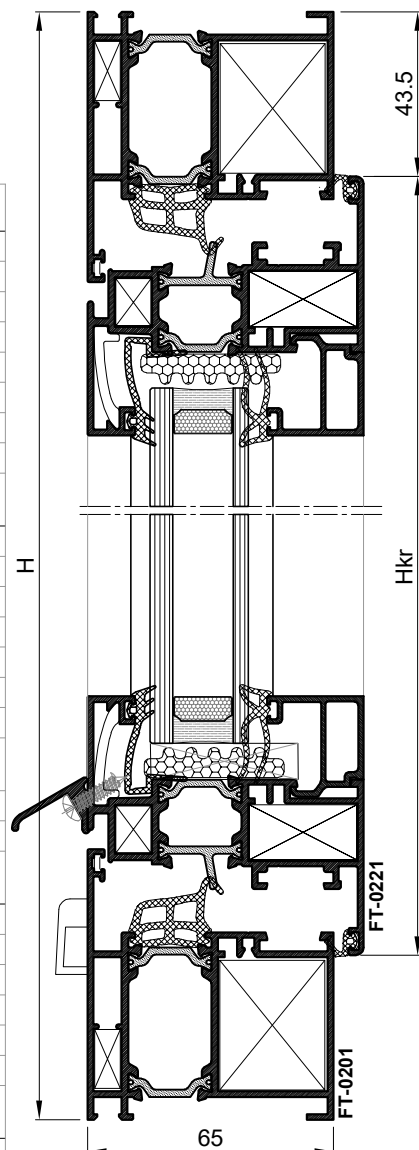
Mjera pilanja prečke:
Lpr=So /svijetli otvor/ + 53 mm
Cutting length of mullion:
Lmu=So /light opening/ + 53 mm

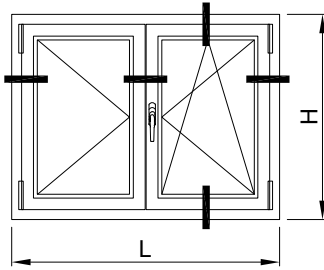


Rezne liste Cutting lists

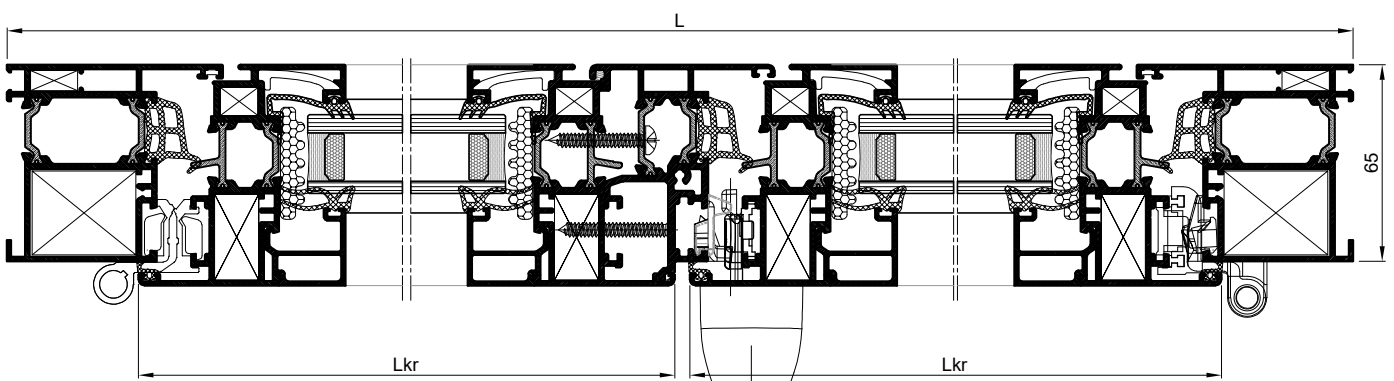
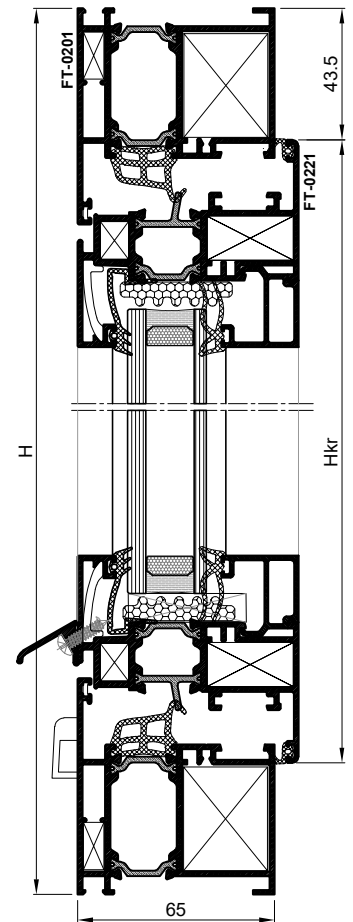


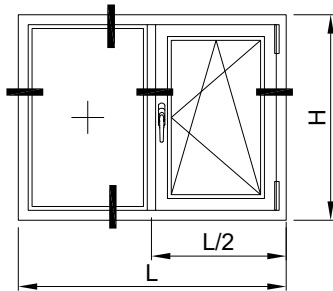
PROFILI	opis		kom.	mjera	pilanje
PROFILES	description		pcs	measure	cutting
FT-0201	vodoravnica okvira	horizontal frame profile	2	L	45-45
FT-0201	okomica okvira	vertical frame profile	2	H	45-45
FT-0221	vodoravnica krila	horizontal sash profile	2	Lkr=L-87	45-45
FT-0221	okomica krila	vertical sash profile	2	Hkr=H-87	45-45
Z40-667	vodoravna lajsna	horizontal bead	2	Lkr-93	90-90
Z40-667	okomita lajsna	vertical bead	2	Hkr-137	90-90
NC-1459	klizač	slider			90-90
Z40-657	okapnica	drip edge	1	Lkr-70	90-90
OKOVI					
HARDWARE					
730.009	kutnik rama	frame corner bracket	4		
710.452	pomoćni kutnik rama	support frame cor. brac.	4		
730.002	pomoćni kutnik rama	support frame cor. brac.	4		
730.008	kutnik krila	sash corner bracket	4		
710.443	pomoćni kutnik krila	support sash cor. brac	4		
730.005	pomoćni kutnik krila	support sash cor. brac	4		
730.001	pomoćni kutnik krila	support sash cor. brac	4		
134.026	otklopno-zaokretni meh. (Stublina 4135.00)	Tilt and turn mechanism (Stublina 4135.00)	1		
373.003	maska za drenažni otvor	mask for drainage holes	2		
433.017	vijak 3.9x16 za Z40-657	screw 3.9x16 for Z40-657	3		
BRTVE					
GASKETS					
331.001	srednja brtva	middle gasket		2L+2H	
321.006	brtva u krilu	gasket in sash		2L+2H	
321.004	brtva prema staklu	gasket towards glass		2L+2H	
311.004	brtva prema staklu	gasket towards glass		2L+2H	
345.001	kutni umetak brtve	corner insert	4		
348.002	ispuna po opsegu stakla	fill around the glass	0	2L+2H	
STAKLO					
GLASS					
26 mm			1	Lkr-112 x Hkr-112	



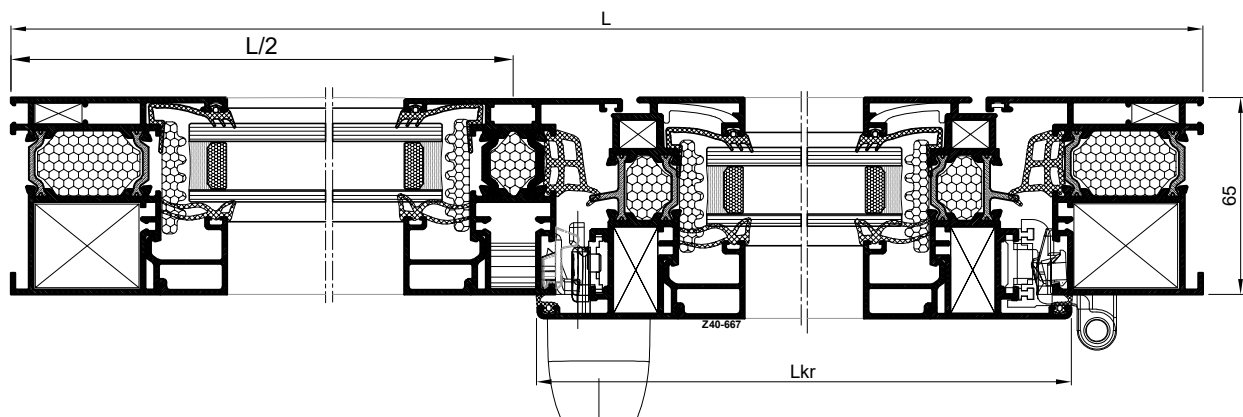
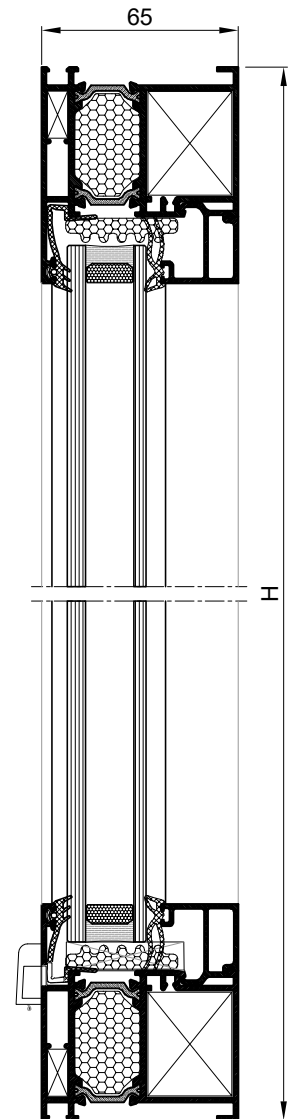


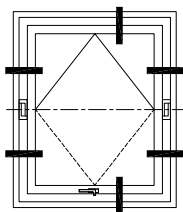
PROFILI PROFILES	opis description		kom. pcs	mjera measure	pilanje cutting
FT-0201	vodoravnica okvira	horizontal frame profile	2	L	45-45
FT-0201	okomica okvira	vertical frame profile	2	H	45-45
FT-0221	vodoravnica krila	horizontal sash profile	4	Lkr=L/2-46	45-45
FT-0221	okomica krila	vertical sash profile	4	Hkr=H-87	45-45
FT-0286	profil za okretanje	profile for turning	1	Hkr-68	90-90
Z40-667	vodoravna lajsna	horizontal bead	4	Lkr-93	90-90
Z40-667	okomita lajsna	vertical bead	4	Hkr-137	90-90
NC-1459	klizač	slider			90-90
Z40-657	okapnica 1	drip edge 1	1	Lkr-70	90-90
Z40-657	okapnica 2	drip edge 2	1	Lkr-4	90-90
OKOVI HARDWARE					
730.009	kutnik rama	frame corner bracket	4		
710.452	pomoćni kutnik rama	support frame cor. brac.	4		
730.002	pomoćni kutnik rama	support frame cor. brac.	4		
730.008	kutnik krila	sash corner bracket	8		
710.443	pomoćni kutnik krila	support sash cor. brac	8		
730.005	pomoćni kutnik krila	support sash cor. brac	8		
730.001	pomoćni kutnik krila	support sash cor. brac	8		
111.001	baglama	hinge	2		
134.001	okov pom. krila	lock. mech.for auxiliary sash	1		
134.026	otklopno-zaokretni meh.(Stublina 4135.00)	Tilt and turn mechanism (Stublina 4135.00)	1		
373.003	maska za drenažni otvor	mask for drainage holes	2		
365.062	umetak za FT-0286	insert for FT-0286	L+D		
433.017	vijak 3.9x16 za Z40-657	screw 3.9x16 for Z40-657	6		
433.046	vijak 4.8x32 za FT-0286	screw 4.8x32 for FT-0286	3		
433.134	vijak 4.8x38 za FT-0286	screw 4.8x38 for FT-0286	3		
BRTVE GASKETS					
331.001	srednja brtva	middle gasket		2L+4H	
321.006	brtva u krilu	gasket in sash		2L+4H	
321.004	brtva prema staklu	gasket towards glass		2L+4H	
311.004	brtva prema staklu	gasket towards glass		2L+4H	
345.001	kutni umetak brtve	corner insert	4		
348.002	ispuna po opsegu stakla	fill around the glass	0	2L+4H	
STAKLO GLASS					
26 mm			2	Lkr-112 x Hkr-112	





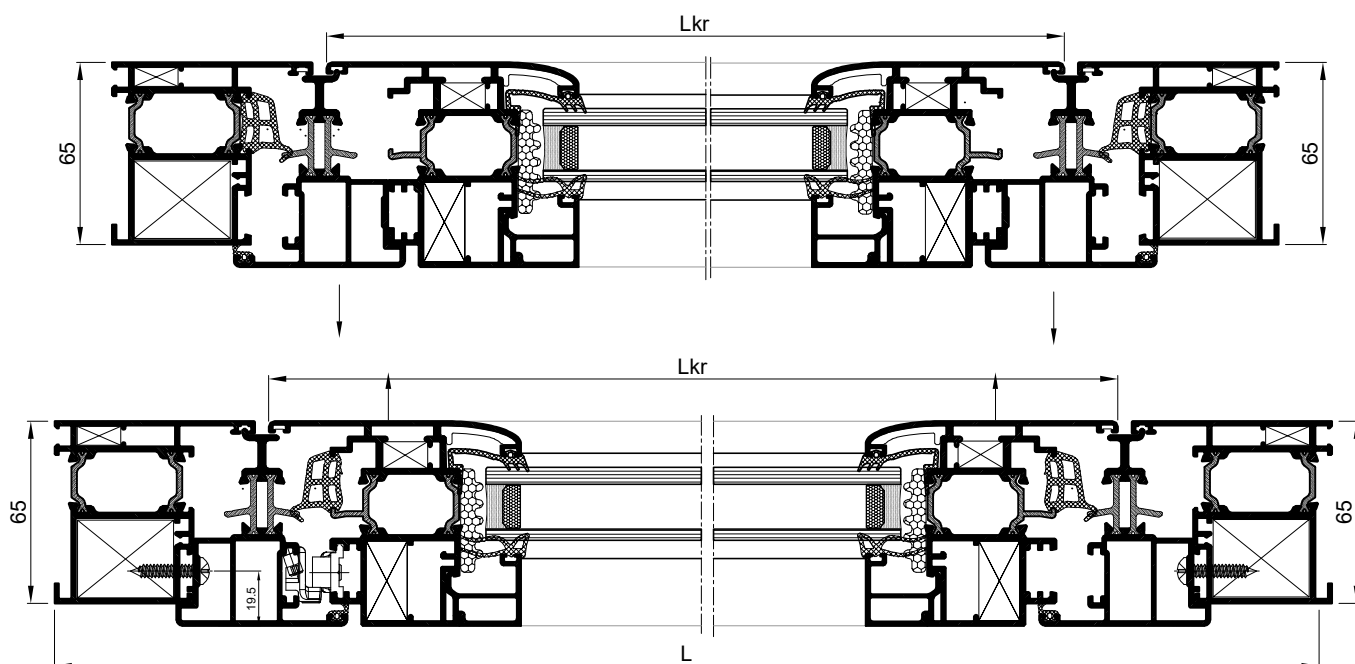
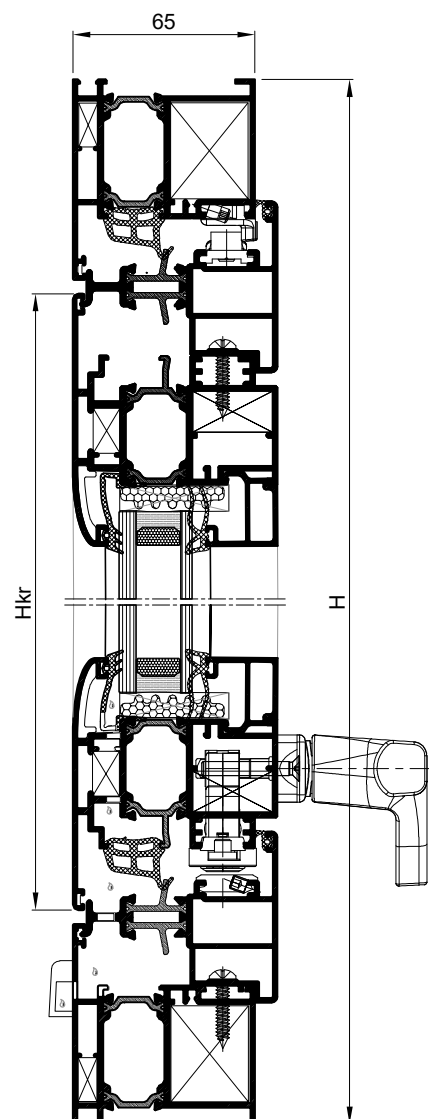
PROFILI PROFILES	opis description		kom. pcs	mjera measure	pilanje cutting
FT-0201	vodoravnica okvira	horizontal frame profile	2	L	45-45
FT-0201	okomica okvira	vertical frame profile	2	H	45-45
FT-0221	vodoravnica krila	horizontal sash profile	4	Lkr=L/2-51.5	45-45
FT-0221	okomica krila	vertical sash profile	4	Hkr=H-87	45-45
FT-0205	prečka okomita	vertical mullion	1	H-89	90-90
Z40-667	vodoravna lajsna -fiksno	horizontal bead -fixed	2	L/2-63.5	90-90
Z40-667	okomita lajsna -fiksno	vertical bead -fixed	2	H-143	90-90
Z40-667	vodoravna lajsna	horizontal bead	2	Lkr-93	
Z40-667	okomita lajsna	vertical bead	2	Hkr-137	
NC-1459	klizač	slider			90-90
Z40-657	okapnica	drip edge	1	Lkr-68	90-90
OKOVI HARDWARE					
730.009	kutnik rama	frame corner bracket	4		
710.452	pomoćni kutnik rama	support frame cor. brac.	4		
730.002	pomoćni kutnik rama	support frame cor. brac.	4		
730.008	kutnik krila	sash corner bracket	4		
710.443	pomoćni kutnik krila	support sash cor. brac	4		
730.005	pomoćni kutnik krila	support sash cor. brac	4		
730.001	pomoćni kutnik krila	support sash cor. brac	8		
134.026	otklopno-zaokretni meh.(Stublina 4135.00)	Tilt and turn mechanism (Stublina 4135.00)	1		
710.066	dodatni veznik	add. connector	2		
710.069	veznik	connector	2		
373.003	maska za drenažni otvor	mask for drainage holes	2		
433.017	vijak 3.9x16 za Z40-657	screw 3.9x16 for Z40-657	3		
BRTVE GASKETS					
331.001	srednja brtva	middle gasket		L+2H	
321.006	brtva u krilu	gasket in sash		L+2H	
321.004	brtva prema staklu	gasket towards glass		2L+4H	
311.004	brtva prema staklu	gasket towards glass		2L+4H	
345.001	kutni umetak brtve	corner insert	4		
348.002	ispuna po opsegu stakla	fill around the glass	0	2L+4H	
STAKLO GLASS					
26 mm			1	L/2-82.5 x H-118	
26 mm			1	Lkr-112 x Hkr-112	

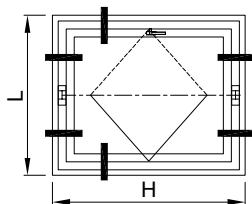
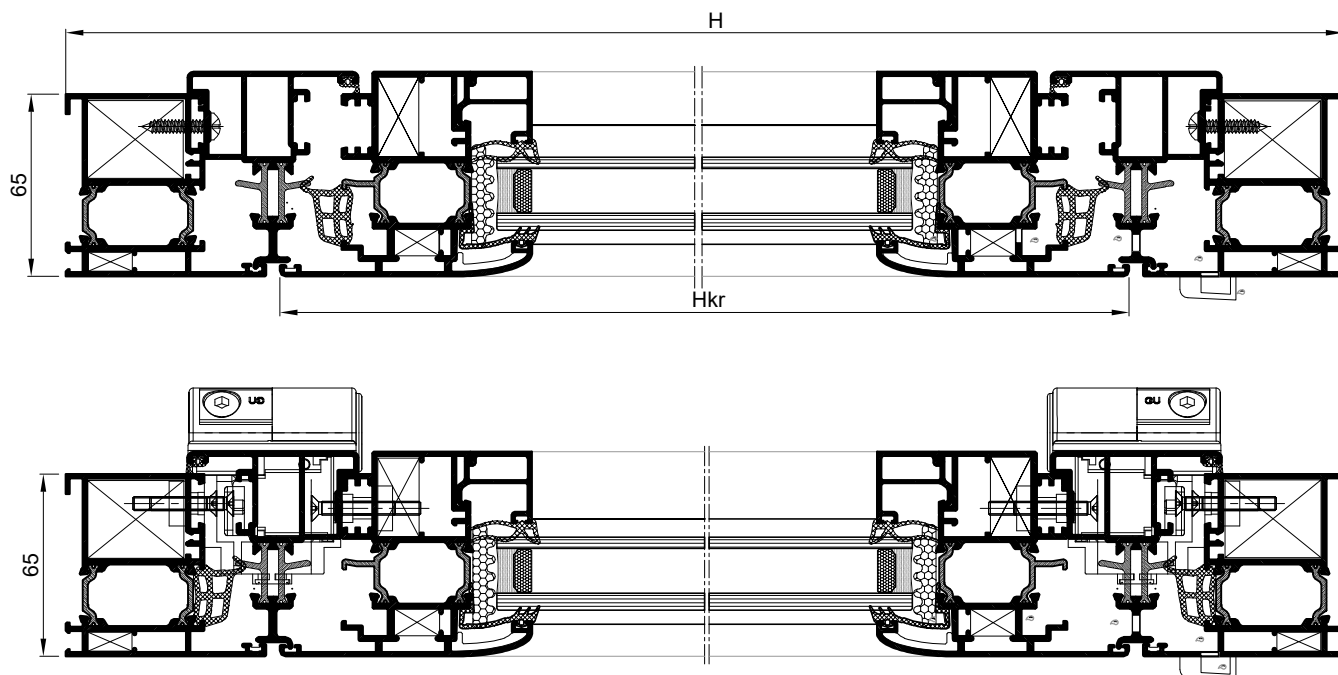




Jednokrilni prozor, otvaranje oko srednje ose -
Okov: UNITAS 18/3 (GU)
One-sash window, opening around middle axis
Hardware: UNITAS 18/3 (GU)

Profil Profile	opis description	kod pcs	mjera measure	pilanje cutting
FT-0201	vodoravnica rama horizontal frame profile	2	L	45-45
FT-0201	okomica rama vertical frame profile	2	H	45-45
FT-0210	vodoravnica krila horizontal sash profile	2	Lkr=L-153	45-45
FT-0210	okomica krila vertical sash profile	2	Hkr=H-153	45-45
FT-0213	vodoravna kombatuta horizontal flying mullion	2	H-87	45-45
FT-0213	okomita kombatuta g. vertical flying mullion	2	detalj details	
FT-0213	okomita kombatuta d. vertical flying mullion	2	detalj details	
Z40-667	staklolajsna vodoravna horizontal glazing bead	2	Lkr-136	90-90
Z40-667	staklolajsna okomita vertical glazing bead	2	Hkr-180	90-90
Vezni elementi opis		kod		
Conn. elements	description	pcs		
710.072	kutnik rama frame corner bracket	4		
710.452	kutnik rama frame corner bracket	4		
710.458	kutnik krila sash corner bracket	4		
710.453	kutnik krila sash corner bracket	4		
730.005	kutnik krila sash corner bracket	4		
730.002	kutnik krila i rama sash and frame corner bracket	4(2+2)		
730.001	kutnik u komb. corner bracket in flying mullion	4		
373.003	maska otvora za kond. mask for drainage holes	2		
UNITAS 18/3	mehanizam za otvaranje opening mechanism	1		
Brtve opis		kod	mjera	
Gaskets	description	pcs	measure	
321.006	brtva u ramu, krilu i komb. gasket in fr., sh., and fl.mu.		4L+4H	
321.004	brtva stakla vanjska glass gasket exterior		2L+2H	
311.004	brtva stakla unutarnja glass gasket interior		2L+2H	
348.002	ispuna po opsegu stakla fill around the glass		2L+2H	
Staklo opis			mjera	
Staklo	description		measure	
26 mm (6+16+4) IZO staklo	IZO glass	1	Lkr-155xHkr-155	





- Jednokrillni prozor,

otvaranje oko srednje ose

- Okov: UNITAS 88 (GU), TIP D

-One-sash window,

opening around middle axis

Hardware:

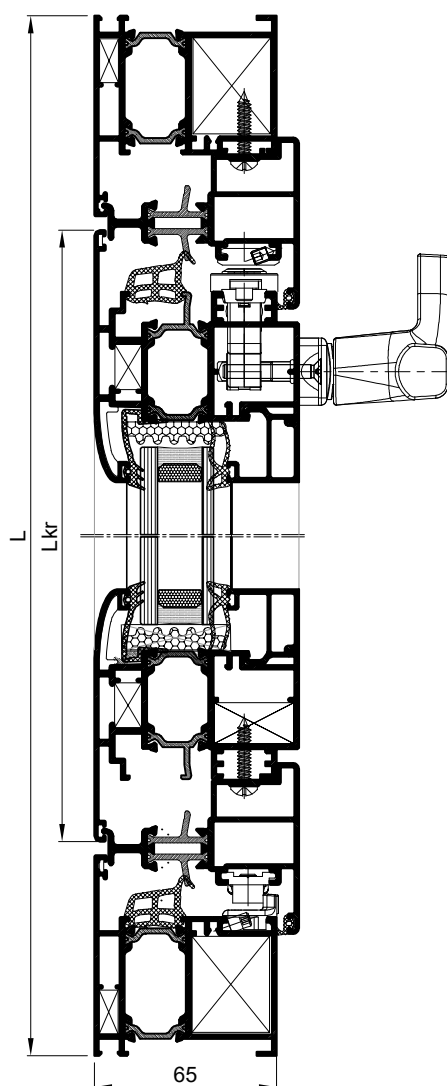
UNITAS 88 (GU), Typ D

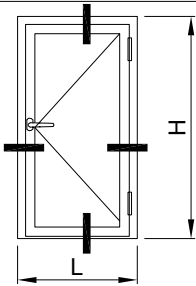
Profil	opis	kom	mjera	planje
Profile	description	pcs	measure	cutting
FT-0201	vodoravnica rama horizontal frame profile	2	L	45-45
FT-0201	okomica rama vertical frame profile	2	H	45-45
FT-0210	vodoravnica krila horizontal sash profile	2	L=L-153	45-45
FT-0210	okomica krila vertical sash profile	2	H=H-153	45-45
FT-0213	okomita kombatuta vertical flying mullion	1	H-87	45-45
FT-0213	vodoravnica kombatuta horizontal flying mullion	2	H-87	45-45
FT-0213	vodoravnica kombatuta horizontal flying mullion	2	detalj details	
Z40-667	staklajalna vodoravna horizontal glazing bead	2	detalj details	
Z40-667	staklajalna okomita vertical glazing bead	2	H=180	90-90

Conn. elements	Description	pcs
710.072	kutnik rama frame corner bracket	4
710.452	kutnik rama frame corner bracket	4
710.458	kutnik krila sash corner bracket	4
710.453	kutnik krila sash corner bracket	4
730.005	kutnik krila sash corner bracket	4
730.002	kutnik krila i rama sash and frame corner bracket	4(2+2)
730.001	kutnik u komb. corner bracket in flying mullion	4
373.003	maska otvora za kond. mask for drainage holes	2
UNITAS 88 (GU)	mehanizam za otvaranje opening mechanism	1

Brtove	opis	kom
Gasket	description	pcs
321.006	brtva u ramu, krilu i komb. gasket in fr., sh., and f. m.	4L+4H
321.004	brtva stakla vanjska glass gasket exterior	2L+2H
311.004	brtva stakla unutarnja glass gasket interior	2L+2H
348.002	ispuna po opsegu stakla fill around the glass	2L+2H

Staklo	opis	mjera
Glass	description	measure
26 mm	(6+16+4)ZO staklo	1
	ISO glass	Lkr-155xHkr-155





			kom pcs	mjera measure	pilanje cutting
FT-0274	vodoravnica okvira	horizontal frame profile	1	L	45-45
FT-0223	prag	threshold	1	Lkr-28	90-90
FT-0274	okomica okvira	vertical frame profile	2	H	45-90
FT-0275	vodoravnica krila	horizontal sash profile	2	Lkr=L-87	45-45
FT-0275	okomica krila	vertical sash profile	2	Hkr=H-53.5	45-45
F-1483	dodatak krilu	sash addition	1	Lkr-47	90-90
Z40-668	vodoravna lajsna	horizontal bead	2	Lkr-163	90-90
Z40-668	okomita lajsna	vertical bead	2	Hkr-207	90-90

VEZNI ELEMENTI

CONNECTION ELEMENTS

			kom pcs	
710.072	kutnik rama	main corner bracket	2	
710.452	pomoćni kutnik rama	support frame corn. brac.	2	
710.133	kutnik krila	sash corner bracket	4	
710.172	pomoćni kutnik krila	support sash corn. bracket	4	
730.001	pomoćni kutnik krila i rama	support cor.br. sash and frame	6	
731.010	pomoćni kutnik krila	support sash corn.brack.	4	
114.004	šarka	hinge	2	
124.001	brava 35-ica	lock 35	1	
124.003	šild za bravu	lock cover	1	
104.009	ručka	handle	par couple	
124.002	uložak za bravu	lock pad	1	
124.032	štitnik uložka (cilindra)	cylinder shield	2	
365.009	umetak praga	insert threshold	L+D	
363.065	umetak za F-1483	insert for F-1483	L+D	
433.118	vijak 4.2x19 za F-1483	screw 4.2x19 for F-1483	4	
433.021	vijak 3.9x32 za FT-0223	screw 3.9x32 for FT-0223	4	

BRTVE

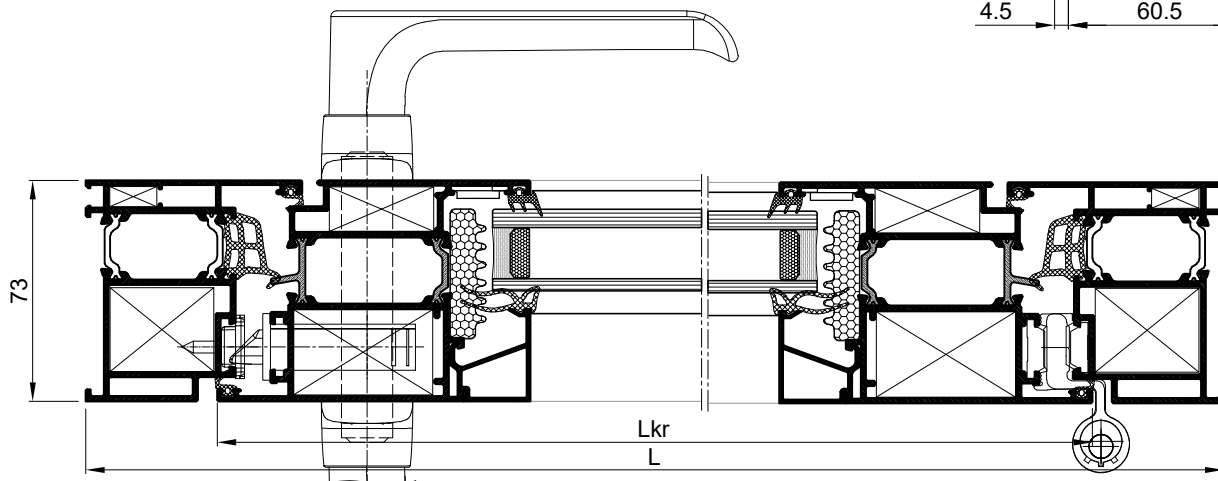
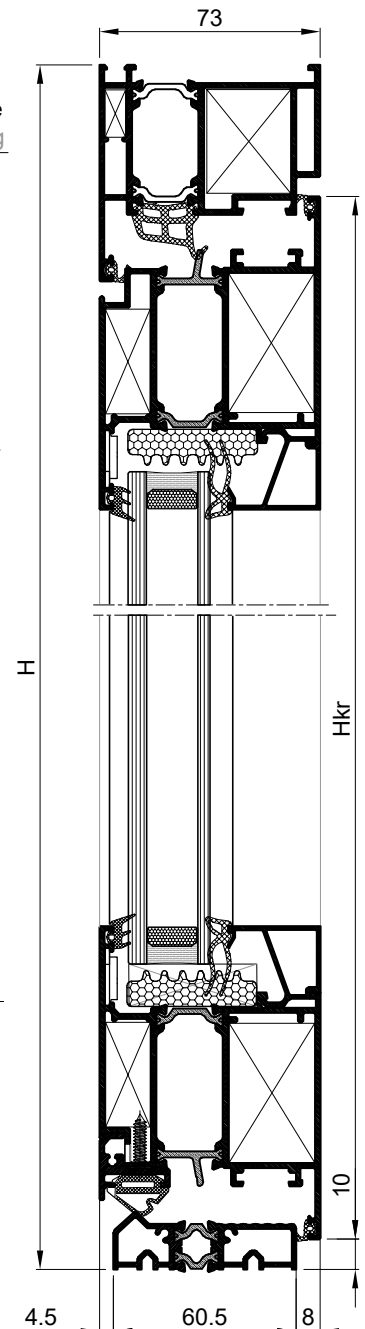
GASKETS

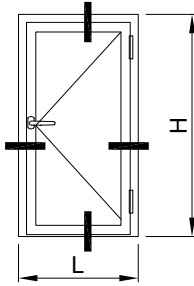
			mjera measure
321.006	brtva u krilu	gasket in shash	3L+4H
331.001	središnja brtva	middle gasket	L+2H
321.003	brtva prema staklu vanjska	gasket towards glass exterior	2L+2H
311.004	brtva prema staklu unutarnja	gasket towards glass interior	2L+2H
345.001	kutni umetak središnje brtve	corner insert of middle gasket	2 kom
344.071	brtva prema pragu	gasket toward threshold	L
340.013	ispuna po opsegu stakla	fill around the glass	2L+2H

STAKLO

GLASS

27 mm

kom
pcs
1mjera
measure
Lkr-182 x Hkr-182

PROFILI
PROFILES

			kom pcs	mjera measure	pilanje cutting
FT-0201	vodoravnica okvira	horizontal frame profile	1	L	45-45
FT-0201	okomica okvira	vertical frame profile	2	H	45-90
FT-0218	vodoravnica krila	horizontal sash profile	2	Lkr=L-87	45-45
FT-0218	okomica krila	vertical sash profile	2	Hkr=H-53.5	45-45
Z40-667	vodoravna lajsna	horizontal bead	2	Lkr-164	90-90
Z40-667	okomita lajsna	vertical bead	2	Hkr-208	90-90
FT-0223F	prag	threshold	1	Lkr-28	90-90
F-1483	dodatni profil krila	additional profile sash	1	Lkr-72	90-90

OKOVI

HARDWARE

710.059	kutnik rama i krila	corner bracket	6		
710.452	pomoćni kutnik krila i rama	support sash corn. brac.	6		
730.005	pomoćni kutnik krila	support sash corn. brac.	4		
730.001	pomoćni kutnik krila	support sash corn. brac.	4		
730.002	pomoćni kutnik rama	support frame corn. brac.	2		
113.009	usadna šarka-68 mm	immersing hinge-68 mm	2		
124.001	brava	lock	1		
124.003	šild za vrata	shield for door	1		
104.009	ručka	handle	par		
124.002	uložak za bravu	lock pad	1		
124.032	štitnik uložka (cilindra)	cylinder shield	1		
365.009	umetak praga	insert threshold	L+D		
363.065	umetak za F-1483	insert for -1483	L+D		
433.118	vijak 4.2x19 za F-1483	screw 4.2x19 for F-1483	4		
433.021	vijak 3.9x32 za FT-0223	screw 3.9x32 for FT-0223	4		

BRTVE

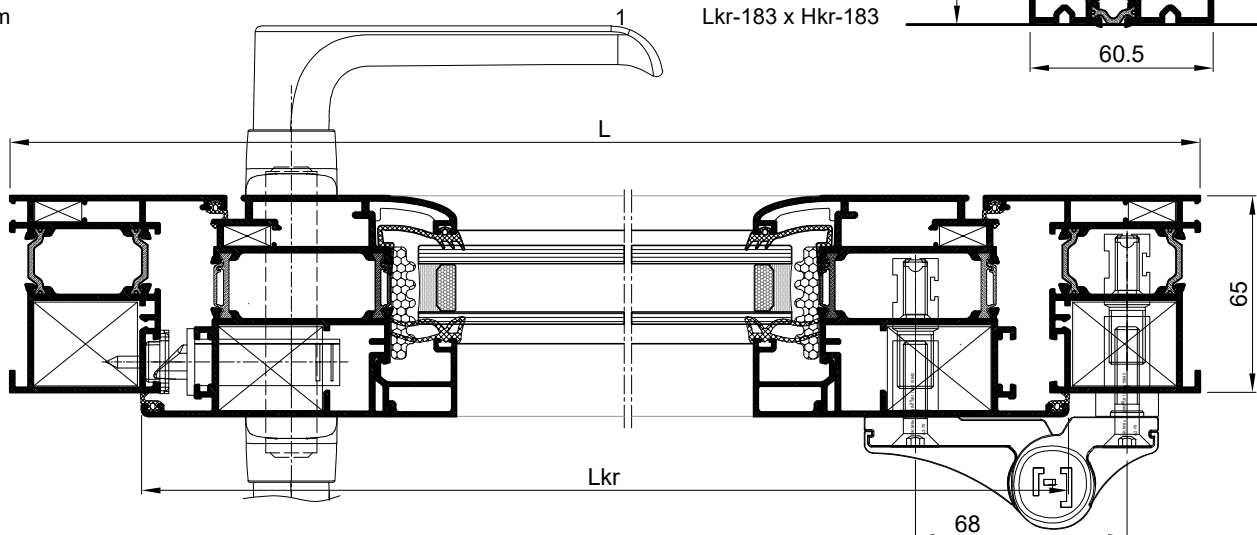
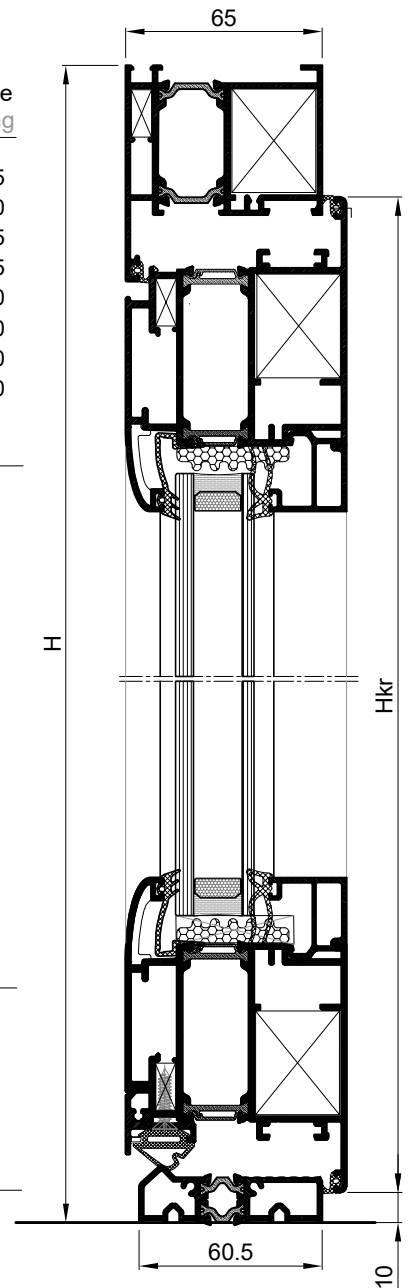
GASKET

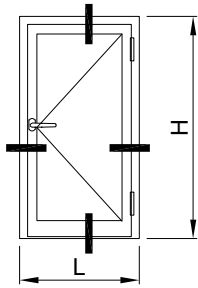
321.006	brtva u krilu	gasket in sash		mjera measure	2L+4H
321.004	brtva prema staklu	gasket towards glass			2L+2H
311.004	brtva prema staklu	gasket towards glass			2L+2H
344.071	brtva prema pragu	gasket towards threshold			L
348.002	ispuna po opsegu stakla	fill around the glass			2L+2H

STAKLO

GLASS

26 mm			kom pcs	mjera measure	Lkr-183 x Hkr-183
-------	--	--	------------	------------------	-------------------





			kom pcs	mjera measure	pilanje cutting
FT-0201	vodoravnica okvira	horizontal frame profile	1	L	45-45
FT-0201	okomica okvira	vertical frame profile	2	H	45-90
FT-0218	vodoravnica krila	horizontal sash profile	1	Lkr=L-87	45-45
FT-0208	vodoravnica krila-parapet	vodoravnica krila-spandrel	1	Lkr=154	90-90
FT-0218	okomica krila	vertical sash profile	2	Hkr=H-49.5	45-90
Z40-667	vodoravna lajsna	horizontal bead	2	Lkr=164	90-90
Z40-667	okomita lajsna	vertical bead	2	Hkr=264	90-90

OKOVI

HARDWARE

			kom pcs		
710.059	kutnik krila i rama	corner bracket	4		
710.452	pomoćni kutnik krila i rama	support sash corn. brac.	4		
730.005	pomoćni kutnik krila	support sash corn. brac.	2		
730.001	pomoćni kutnik krila	support sash corn. brac.	2		
730.002	pomoćni kutnik rama	support frame corn. brac.	2		
710.066	veznik	connector	4		
710.070	dodatni veznik	additional connector	2		
114.001	šarka	hinge	2		
124.001	brava	lock	1		
124.003	šild za vrata	shiled for door	1		
104.009	ručka	handle	par		
124.002	uložak za bravu	lock pad	1		
124.032	štitnik uloška (cilindra)	cylinder shield	2		
373.003	maska za drenažni otvor	mask for drainage holes	2		
433.030	vijak 4.2x19 za 521.001	screw 4.2x19 for 521.001	4		

BRTVE

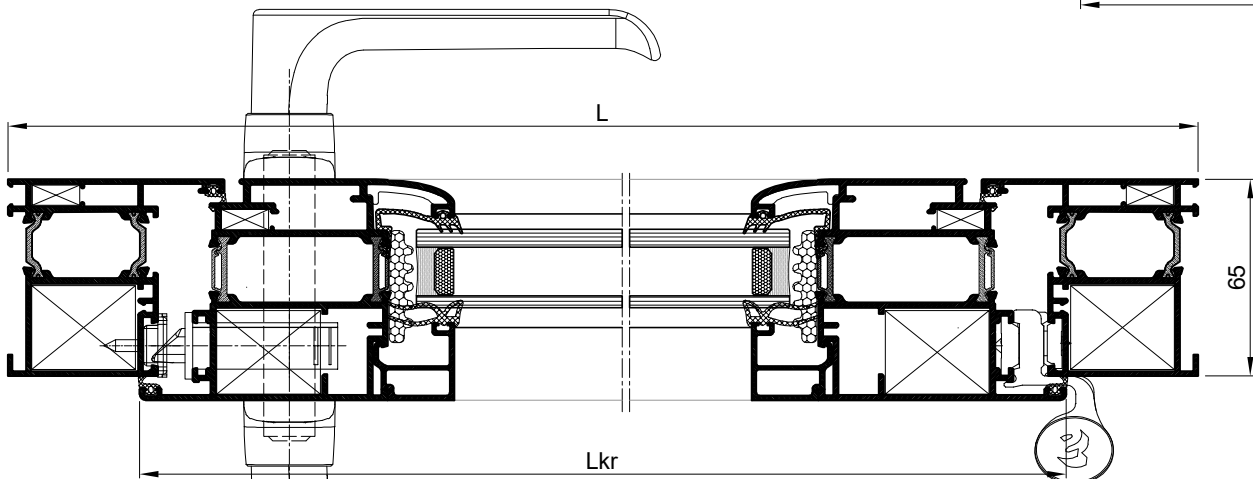
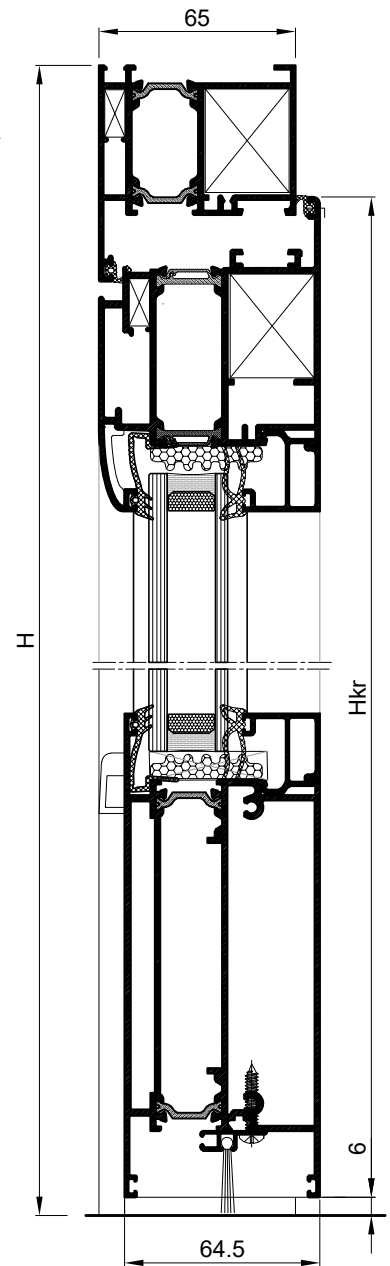
GASKETS

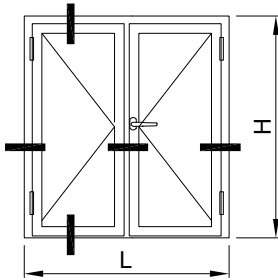
			kom pcs	mjera measure
321.006	brtva u krilu	gasket in sash		2L+4H
321.004	brtva prema staklu	gasket towards glass gasket		2L+2H
311.004	brtva prema staklu	towards glass		2L+2H
521.001	držač četkaste brtve	brush gasket holder		L
347.001	četkasta brtva	brush gasket		L
348.002	ispuna po opsegu stakla	fill around the glass		2L+2H

STAKLO

GLASS

			kom pcs	mjera measure
26 mm			1	Lkr=183 x Hkr=239



PROFILI
PROFILES

			kom pcs	mjera measure	pilanje cutting
FT-0274	vodoravnica okvira	horizontal frame profile	1	L	45-45
FT-0223	prag	threshold	1	L-115	90-90
FT-0274	okomica okvira	vertical frame profile	2	H	45-90
FT-0275	vodoravnica krila	horizontal sash profile	4	Lkr=L/2-46	45-45
FT-0275	okomica krila	vertical sash profile	4	Hkr=H-53.5	45-45
FT-0277	kombatuta	flying mullion	1	Hkr-68	90-90
F-1483	dodatak krilu 1	sash addition 1	1	Lkr-47	90-90
F-1483	dodatak krilu 2	sash addition 2	1	Lkr+9	90-90
Z40-668	vodoravna lajsna	horizontal bead	4	Lkr-163	90-90
Z40-668	okomita lajsna	vertical bead	4	Hkr-207	90-90

VEZNI ELEMENTI
CONNECTION ELEMENTS

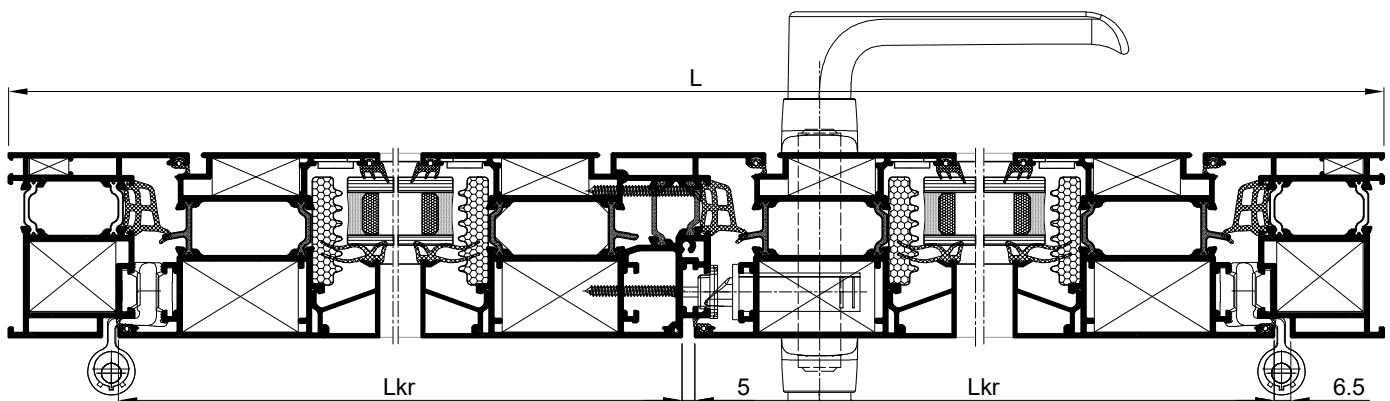
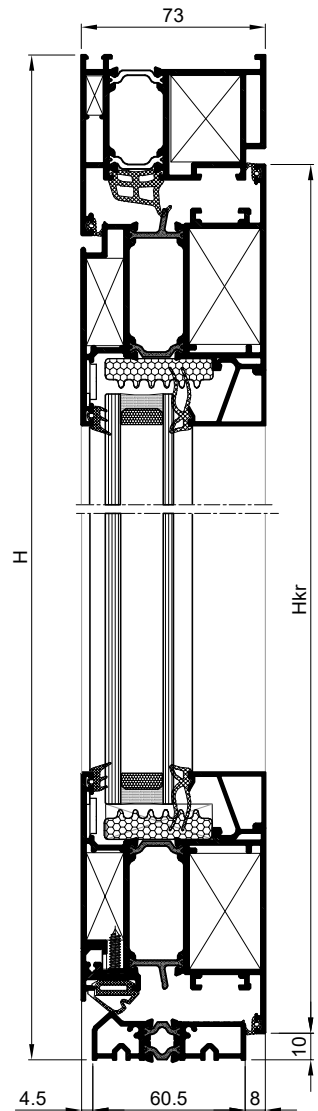
			kom pcs	mjera measure
710.072	kutnik rama	main corner bracket	2	
710.452	pomoćni kutnik rama kutnik	support frame corn. brac.	2	
710.133	krila	sash corner bracket	8	
710.172	pomoćni kutnik krila	supprot sash corn. brack.	8	
730.001	pomoćni kutnik krila i rama	support cor.br. sash and frame	10	
731.010	pomoćni kutnik krila krakun	support sash corn.brack.	8	
144.000	krakun za pasivno krilo	latch for passive sash	2	
114.004	šarka	hinge	4	
124.001	brava 35-ica	lock 35	1	
124.003	šild za bravu	lock cover	1	
104.009	ručka	handle	par	
124.002	uložak za bravu	lock pad 65	1	
124.032	štitnik uloška (cilindra)	cylinder shield	2	
365.009	umetak praga	insert threshold	L+D	
433.118	vijak 4.2x19 za F-1483	screw 4.2x19 for F-1483	4	
433.021	vijak 3.9x32 za FT-0223	screw 3.9x32 for FT-0223	4	
433.046	vijak 4.8x32 za FT-0277	screw 4.8x32 for FT-0277	4	
433.134	vijak 4.8x38 za FT-0277	screw 4.8x38 for FT-0277	4	
36x.xxx	umetak za FT-0277	insert for FT-0277	par	

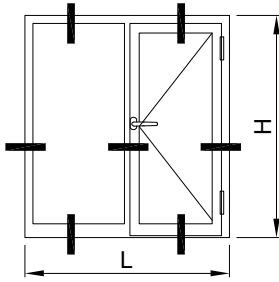
BRTVE
GASKETS

			kom pcs	mjera measure
321.006	brtva u krilu	gasket in sash		3L+6H
331.001	središnja brtva	middle gasket		L+3H
321.003	brtva prema staklu vanjska	gasket towards glass exterior		2L+4H
311.004	brtva prema staklu unutarnja	gasket towards glass interior		2L+4H
345.001	kutni umetak središnje brtve	corner insert of middle gasket	2 kom	
344.071	brtva prema pragu	gasket towardw treshold	L	

STAKLO
GLASS

	kom pcs	mjera measure
27 mm	2	Lkr-182 x Hkr-182





PROFILI PROFILES

			kom pcs	mjera measure	pilanje cutting
FT-0274	vodoravnica okvira	horizontal frame profile	1	L	45-45
FT-0274	okomica okvira	vertical frame profile	2	H	45-90
FT-0275	vodoravnica krila	horizontal sash profile	1	Lkr=L/2-60	45-45
FT-0282	vodoravnica krila	horizontal sash profile	1	Lkr-154	90-90
FT-0275	okomica krila	vertical sash profile	2	Hkr=H-50	45-90
FT-0276	prečka	mullion	1	H-37	90-90
FT-0208	parapetna prečka (na f.)	spandrel profile (on fix.)	1	L/2-63	90-90
Z40-668	vodoravna lajsna	horizontal bead	2	Lkr-163	90-90
Z40-668	okomita lajsna	vertical bead	2	Hkr-263	90-90
Z40-667	vodoravna lajsna	horizontal bead	2	L/2-72	90-90
Z40-667	okomita lajsna	vertical bead	2	H-239	90-90
F-1408	profil na fiksnom dijelu	profile on fixed part	1	L/2-72	90-90

VEZNI ELEMENTI CONNECTION ELEMENTS

			kom pcs
710.072	kutnik rama	main corner bracket	2
710.452	pomoćni kutnik rama	support frame corn. brac.	2
710.133	kutnik krila	sash corner bracket	2
710.172	pomoćni kutnik krila	support sash corn. brac.	2
730.001	pomoćni kutnik krila i rama	s.cor.bra.sash and frame	4
731.010	pomoćni kutnik krila	support sash corn.brack.	2
710.066	veznik	connector	10
710.154	pomoćni veznik	support connector	2
710.212	pomoćni veznik	support connector	4
710.070	pomoćni veznik	support connector	2
114.004	šarka	hinge	2
124.001	brava 35-ica	lock 35	1
124.003	šild za bravu	lock cover	1
104.009	ručka	handle	par
124.002	uložak za bravu	lock pad	1
124.032	štitnik uloška (cilindra)	cylinder shield	2
433.030	vijak 3.9x19	screw 3.9x19	12

BRTVE

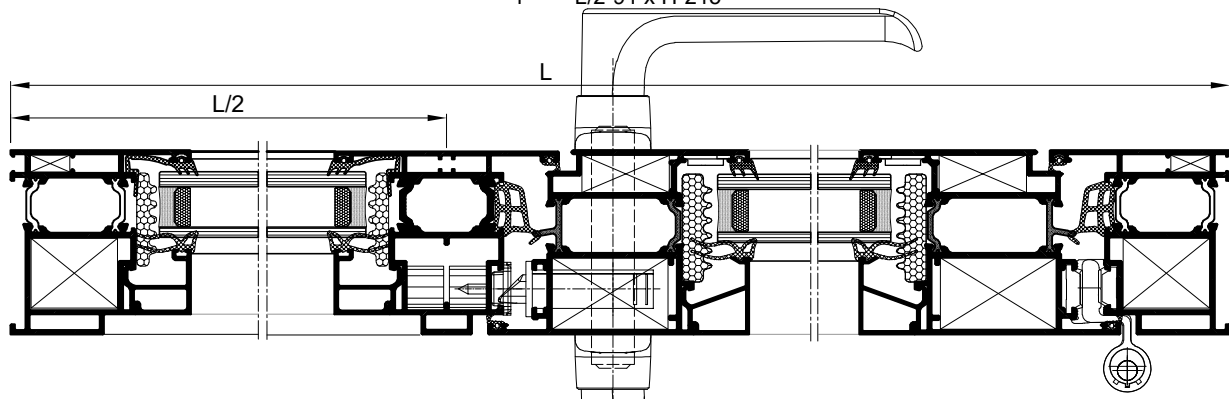
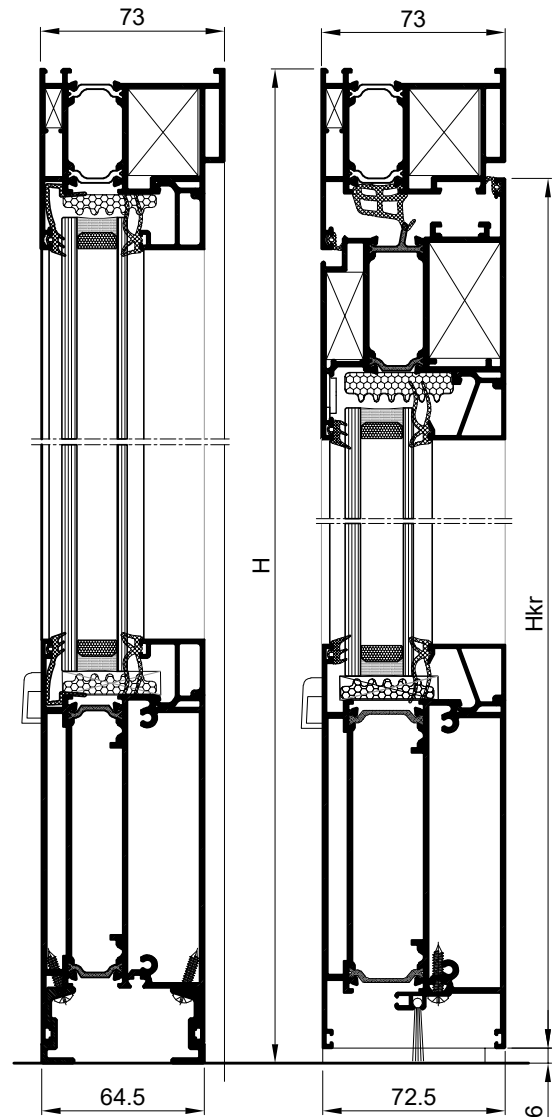
GASKETS

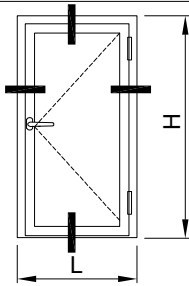
			kom pcs	mjera measure
321.006	brtva u krilu	gasket in sash		L+4H
331.001	središnja brtva	middle sash		L/2+2H
321.003	brtva prema st. vanjska kr.	gasket towards glass ext.		L+2H
311.004	brtva prema st. unutarja kr.	gasket towards glass int.		L+2H
311.003	brtva prema st. vanjska f.	gasket towards glass ext.		L+2H
321.004	brtva prema st. unutarja f.	gasket towards glass int.		L+2H
345.001	kutni umetak središnje brtve	corner ins. of middle gas.		L
521.001	držač četkaste brtve	bracket for brush	2	
347.001	četkasta brtva	brush gasket		L
340.013	ispuna po opsegu stakla	fill around the glass		L+2H
348.002	ispuna po opsegu stakla	fill around the glass		L+2H


STAKLO

GLASS

	kom pcs	mjera measure
27 mm	1	Lkr-182 x Hkr-239
26 mm	1	L/2-91 x H-215



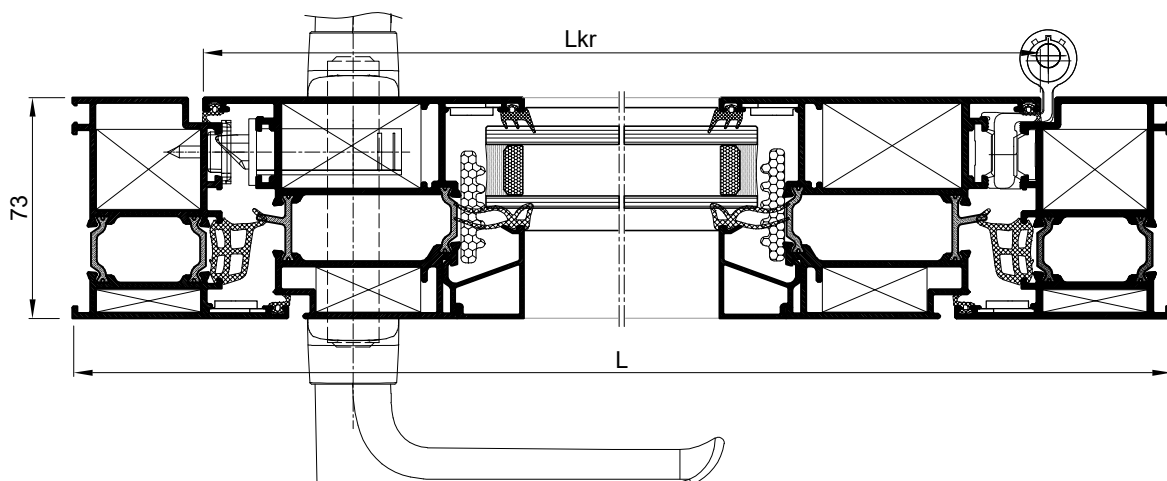
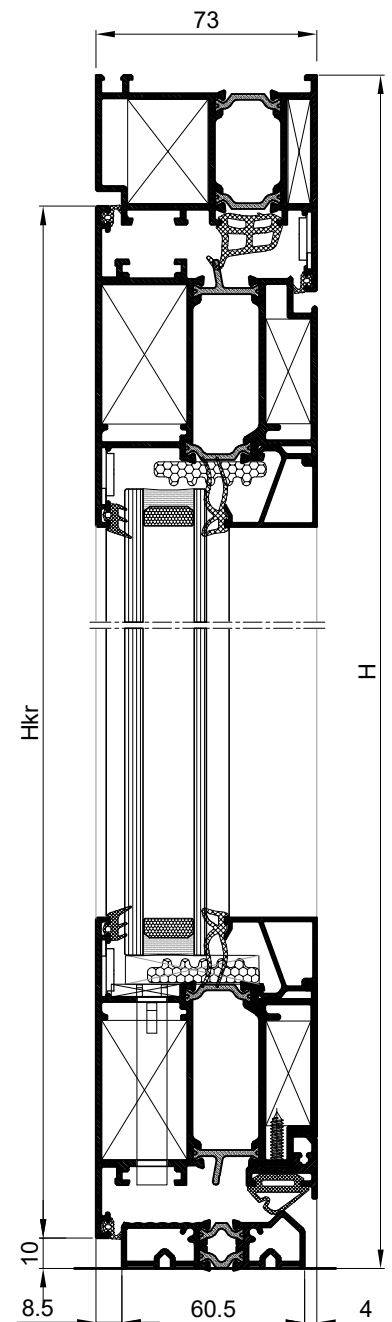


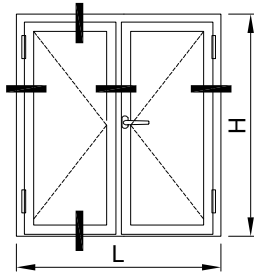
<div> <div>PROFILI</div> <div>  </div> </div> <div>PROFILES</div>			kom pcs	mjera measure	pilanje cutting
FT-0278	vodoravnica okvira	horizontal frame profile	1	L	45-45
FT-0223	prag	threshold	1	Lkr-3	90-90
FT-0278	okomica okvira	vertical frame profile	2	H	45-90
FT-0279	vodoravnica krila	horizontal sash profile	2	Lkr=L-87	45-45
FT-0279	okomica krila	vertical sash profile	2	Hkr=H-53.5	45-45
F-1483	dodatak krilu	sash addition	1	Lkr-72	90-90
Z40-668	vodoravna lajsna	horizontal bead	2	Lkr-168	90-90
Z40-668	okomita lajsna	vertical bead	2	Hkr-212	90-90

VEZNI ELEMENTI			kom
CONNECTION ELEMENTS			pcs
710.214	kutnik rama	main corner bracket	2
710.189	pomoćni kutnik rama	support frame corn. brac.	2
710.133	kutnik krila	sash corner bracket	4
710.172	pomoćni kutnik krila	supprot sash corn. brac.	4
730.001	pomoćni kutnik krila i rama	s.cor.bra. sash and frame	6
731.010	pomoćni kutnik krila i rama	s.cor.bra. sash and frame	6
114.004	šarka	hinge	2
124.001	brava 35-ica	lock 35	1
124.003	šild za bravu	lock cover	1
104.009	ručka	handle	par
124.002	uložak za bravu	lock pad	1
124.032	štitnik uloška (cilindra)	cylinder shield	2
433.118	vijak 4.2x19 za F-1483	screw 4.2x19 for F-1483	4
433.021	vijak 3.9x32 za FT-0223	screw 3.9x32 for FT-0223	4
363.065	umetak za F-1483	insert for F-1483	L+D

BRTVE			kom	mjera
GASKETS			pcs	measure
321.006	brtva u krilu	gasket in sash		3L+4H
331.001	središnja brtva	middle sash		L+2H
321.003	brtva prema staklu vanjska	gasket towards glass exterior		2L+2H
311.004	brtva prema staklu unutarnja	gasket towards glass interior		2L+2H
345.001	kutni umetak središnje brtve	corner insert of middle gasket		2 kom
344.071	brtva prema pragu	gasket towards threshold		L
348.002	ispuna po opsegu stakla	fill around glass		2L+H

STAKLO	kom	mjera
GLASS	pcs	measure
27 mm	1	Lkr-187 x Hkr-187



PROFILI
PROFILES

			kom pcs	mjera measure	pilanje cutting
FT-0278	vodoravnica okvira	horizontal frame profile	1	L	45-45
FT-0223	prag	threshold	1	Lkr-3	90-90
FT-0278	okomica okvira	vertical frame profile	2	H	45-90
FT-0279	vodoravnica krila	horizontal sash profile	4	Lkr=L/2-46	45-45
FT-0279	okomica krila	vertical sash profile	4	Hkr=H-53.5	45-45
FT-0281	kombatuta	flying mullion	1	Hkr-68	90-90
F-1483	dodatak krilu 1	sash addition 1	1	Lkr-47	90-90
F-1483	dodatak krilu 2	sash addition 2	1	Lkr+9	90-90
Z40-668	vodoravna lajsna	horizontal bead	4	Lkr-168	90-90
Z40-668	okomita lajsna	vertical bead	4	Hkr-212	90-90

VEZNI ELEMENTI
CONNECTION ELEMENTS

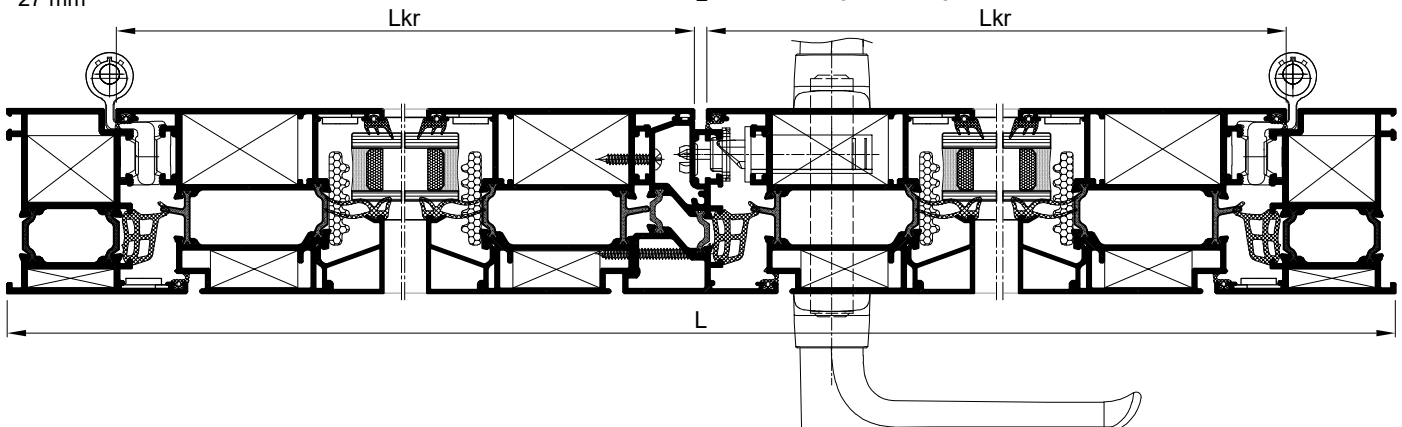
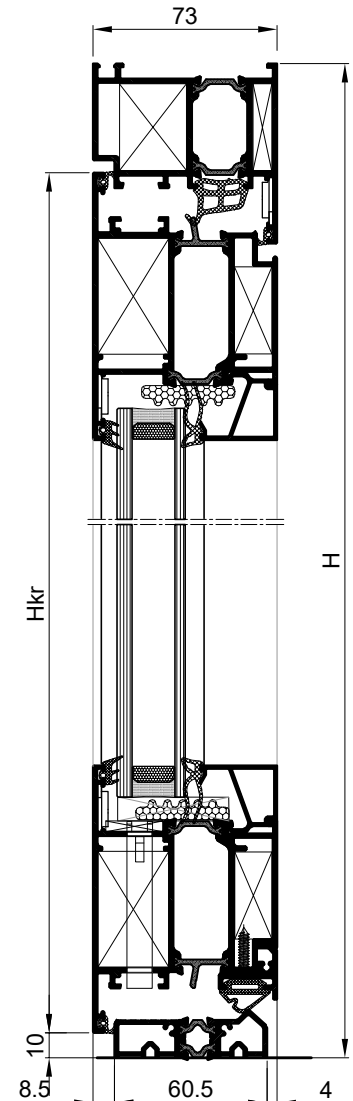
			kom pcs	
710.214	kutnik rama	main corner bracket	2	
710.189	pomoćni kutnik rama	support frame corn. brac.	2	
710.133	kutnik krila	sash corner bracket	8	
710.172	pomoćni kutnik krila	supprot sash corn. brac.	8	
730.001	pomoćni kutnik krila i rama	s. cor.bra. sash and frame	10	
731.010	pomoćni kutnik krila	support cor.bra. sash	10	
144.000	krakun za pasivno krilo	latch for passive sash	2	
114.004	šarka	hinge	4	
124.001	brava 35-ica	lock 35	1	
124.003	šild za bravu	lock cover	1	
104.009	ručka	handle	par	
124.002	uložak za bravu 65 mm	lock pad 65 mm	1	
124.032	štitnik uloška (cilindra)	cylinder shield	2	
433.021	vijak 3.9x32 za FT-0223	screw 3.9x32 for FT-0223	4	
433.046	vijak 4.8x32 za FT-0281	screw 4.8x32 for FT-0281	8	
433.118	vijak 4.2x19 za F-1483	screw 4.2x19 for F-1483	6	
360.009	odvod kaplj.-monodrain	drainage-monodrain	2	
365.065	umetak za FT-0281	insert for FT-0281	L+D	
363.065	umetak za F-1483	insert for F-1483	L+D	

BRTVE
GASKET

			kom pcs	mjera measure
321.006	brtva u krilu	gasket in sash		3L+6H
331.001	središnja brtva	middle sash		L+3H
321.003	brtva prema staklu vanjska	gasket towards glass exterior		2L+4H
311.004	brtva prema staklu unutarnja	gasket towards glass interior		2L+4H
345.001	kutni umetak središnje brtve	corner insert of middle gasket	2 kom	
344.072	brtva prema pragu	gasket towards treshold	L	
348.002	ispuna po opsegu stakla	fill around glass		2L+4H

STAKLO
GLASS

		kom pvc	mjera measure
27 mm		2	Lkr-187 x Hkr-187

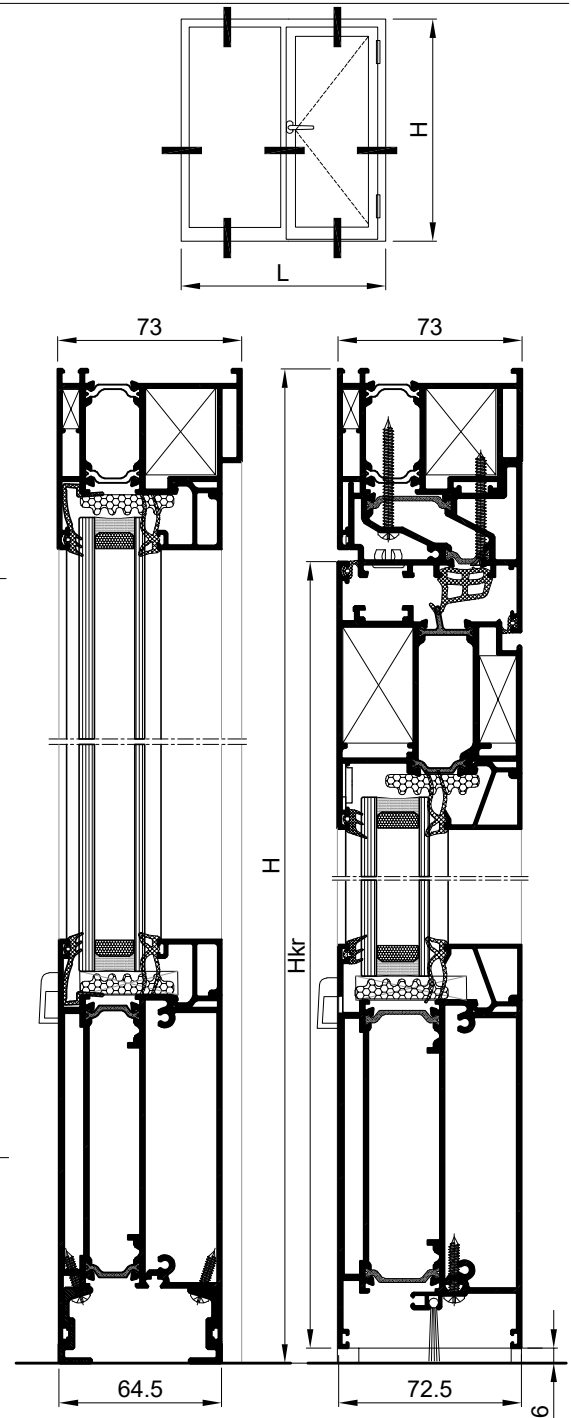
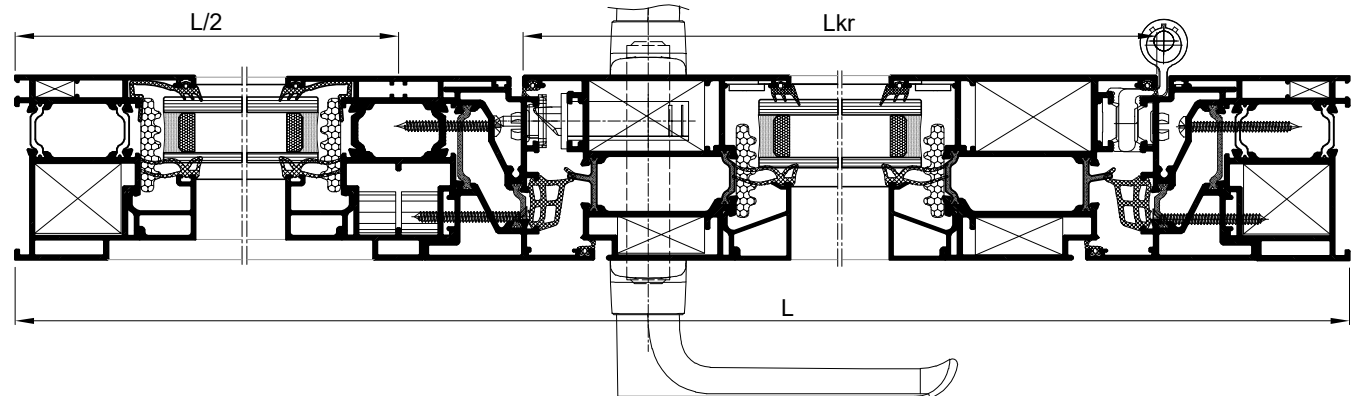


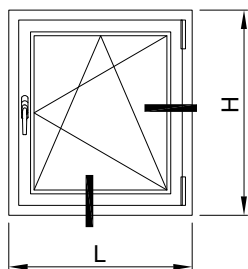
PROFILI					pilanje
PROFILES					cutting
FT-0274	vodoravnica okvira	horizontal frame profile	1	L	45-45
FT-0274	okomica okvira	vertical frame profile	2	H	45-90
FT-0279	vodoravnica krila	horizontal sash profile	1	Lkr=L/2-126	45-45
FT-0282	vodoravnica krila	horizontal sash profile	1	Lkr=159	90-90
FT-0279	okomica krila	vertical sash profile	2	Hkr=H-83	45-90
FT-0276	prečka	mullion	1	H-37	90-90
FT-0208	par. prečka (na fiksnom)	spanrel profile (on fix.)	1	L/2-63	90-90
FT-0280	profil za okr. otv. okomiti	profile for turn open. ver	2	H-37	90-45
FT-0280	profil za okr. otv. vod.	profile for turn. open.hor	1	L/2-47	45-45
Z40-668	vodoravna lajsna krila	horizontal bead	2	Lkr=168	90-90
Z40-668	okomita lajsna krila	vertical bead	2	Hkr=266	90-90
Z40-667	vodoravna lajsna	horizontal bead	2	L/2-72	90-90
Z40-667	okomita lajsna	vertical bead	2	H-239	90-90
F-1408	profil na fiksnom dijelu	profile on fixed part	1	L/2-72	90-90

VEZNI ELEMENTI					kom
VEZNI ELEMENTI					kom
710.072	kutnik rama	main corner bracket	2		
710.452	pomoćni kutnik rama	support frame corn. brac	2		
710.133	kutnik krila	sash corner bracket	2		
710.172	pomoćni kutnik krila	supprot sash corn. brac	2		
730.001	pomoćni kutnik krila i rama	sash, cor. bra. sash and fr.	4		
730.002	pomoćni kutnik krila i rama	sash, cor. bra. sash and fr.	2		
731.010	pomoćni kutnik krila	support sash cor. brac	2		
710.066	veznik	connector	12		
710.154	pomoćni veznik	support connector	2		
710.212	pomoćni veznik	support connector	4		
710.070	pomoćni veznik	support connector	2		
114.004	šarka	hinge	2		
124.001	brava 35-ica	lock 35	1		
124.003	šild za bravu	lock cover	1		
104.009	ručka	handle	par		
124.002	uložak za bravu	lock pad	1		
124.032	štitnik uložka (cilindra)	cylinder shield	2		
363.066	umetak za FT-0223	insert for FT-0223	L+D		
433.047	vijak 4.8x38 (FT-0280)	screw 4.8x38(FT-0280)	12		
433.135	vijak 4.8x45 (FT-0280)	screw 4.8x45(FT-0280)	12		
433.030	vijak 4.3x19	screw 4.3x19	12		

BRTVE					mjera
GASKETS					measure
321.006	brtva u krilu	gasket in sash			L+4H
331.001	središnja brtva	middle sash			L/2+2H
321.003	brtva prema staklu vanjska	gas. towards glass exterior			L+2H
311.004	brtva prema staklu unutarnja	gas. towards glass interior			L+2H
321.004	brtva prema staklu vanjska	gas. towards glass exterior			L+2H
311.004	brtva prema staklu unutarnja	gas. towards glass interior			L+2H
345.001	kutni umetak središnje brtve	corner insert of middle gas.	2 kom		
521.001	držač četkaste brtve	bracket for brush	L		
347.001	četkasta brtva	brush gasket	L		
348.002	ispuna po opsegu stakla	fill around glass			2L+4H

STAKLO					kom
GLASS					pcs
27 mm					1
26 mm					1





PROFILI PROFILES

			kom pcs	mjera measure	pilanje cutting
FT-0201	vodoravnica okvira	horizontal frame profile	2	L	45-45
FT-0201	okomica okvira	vertical frame profile	2	H	45-45
FT-0236	vodoravnica krila	horizontal sash profile	2	Lkr=L-87	45-45
FT-0236	okomica krila	vertical sash profile	2	Hkr=H-87	45-45
Z40-667	vodoravna lajsna	horizontal bead	2	Lkr-93	90-90
Z40-667	okomita lajsna	vertical bead	2	Hkr-137	90-90
Z40-657	okapnica	drip edge	1	Lkr-70	90-90
OKOVI			kom		
HARDWARE			pcs		

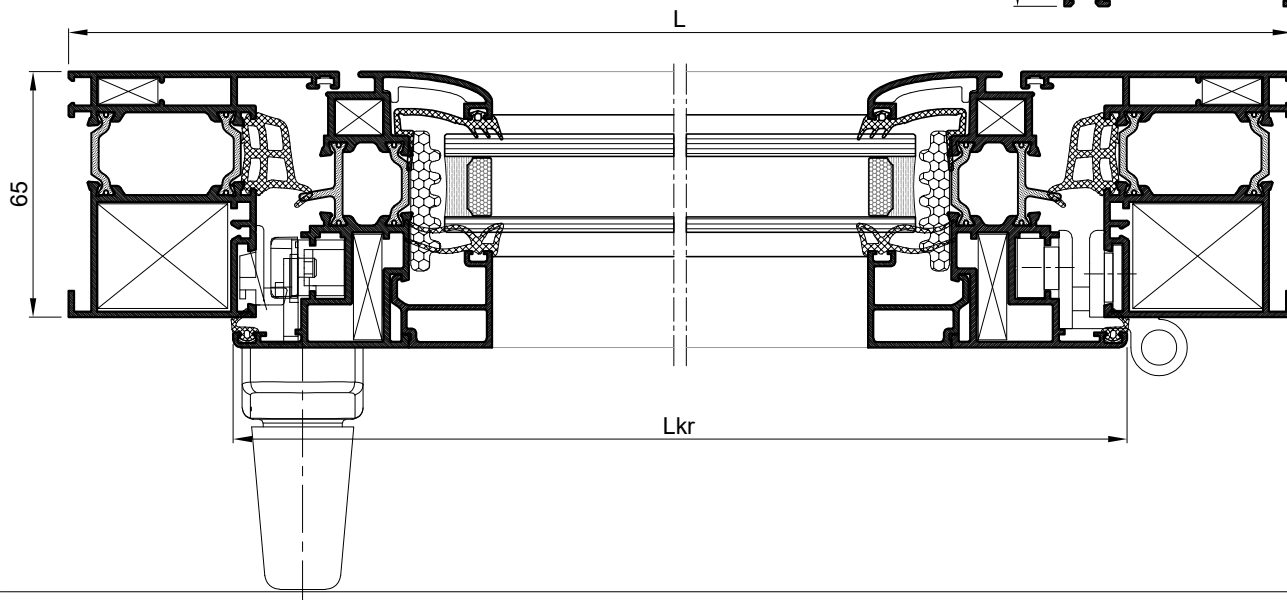
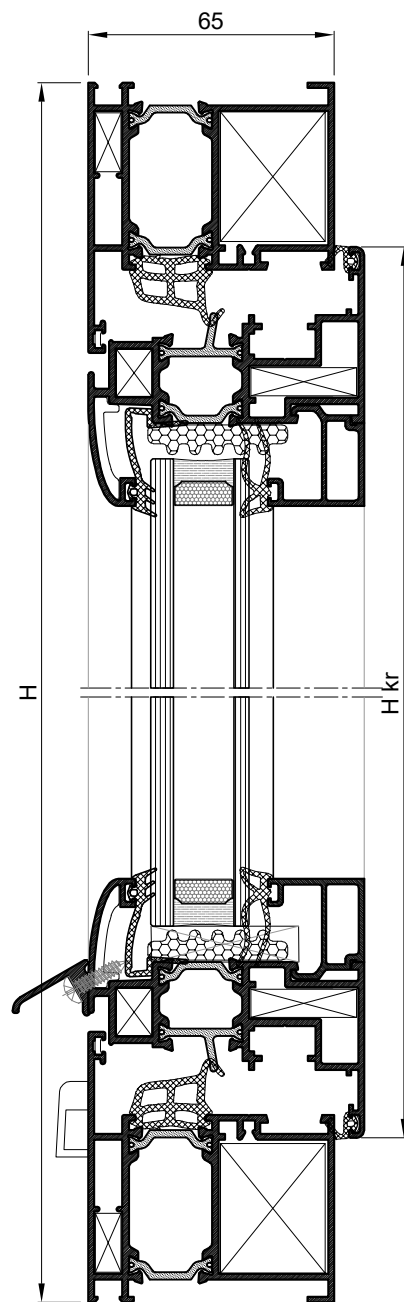
730.009	kutnik rama	frame corner bracket	4		
710.452	pomoćni kutnik rama	support frame corn. brac	4		
730.002	pomoćni kutnik rama	support frame corn. brac	4		
710.461	kutnik krila	sash corner bracket	4		
710.443	pomoćni kutnik krila	support sash corn. brac.	4		
730.005	pomoćni kutnik krila	support sash corn. brac.	4		
730.001	pomoćni kutnik krila	support sash corn. brac.	4		
142.054	Otkl-zaokr.okov-UNI-JET C	TILT&TURN UNI-JET C	1		
433.017	vijak 3.9x16 za Z40-657	screw 3.9x16 for Z40-657	4		
373.003	maska za drenažni otvor	masko for drainage holes	2		

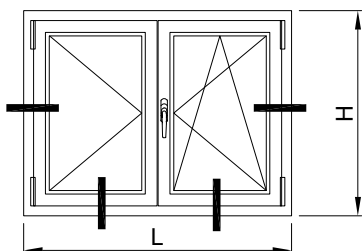
BRTVE GASKETS

			kom pcs	mjera measure
331.001	srednja brtva	middle gasket		2L+2H
321.006	brtva u krilu	gasket in sash		2L+2H
321.004	brtva prema staklu	gasket towards glass		2L+2H
311.004	brtva prema staklu	gasket towards glass		2L+2H
345.001	kutni umetak	corner insert	4	
348.002	ispuna po opsegu stakla	fill around glass		2L+2H

STAKLO GLASS

	kom pcs	mjera measure
26 mm	1	Lkr-112 x Hkr-112




PROFILI
PROFILES

			komp	mjer	pilanje
			pcs	measure	cutting
FT-0201	vodoravnica okvira	horizontal frame profile	2	L	45-45
FT-0201	okomica okvira	vertical frame profile	2	H	45-45
FT-0236	vodoravnica krila	horizontal sash profile	4	Lkr=L/2-46	45-45
FT-0236	okomica krila	vertical sash profile	4	Hkr=H-87	45-45
FT-0237	profil za okretanje	profile for turning	1	Hkr-68	90-90
Z40-667	vodoravna lajsna	horizontal bead	4	Lkr-93	90-90
Z40-667	okomita lajsna	vertical bead	4	Hkr-137	90-90
Z40-657	okapnica1	drip edge1	1	Lkr-70	90-90
Z40-657	okapnica2	drip edge2	1	Lkr-4	90-90

OKOVI
HARDWARE

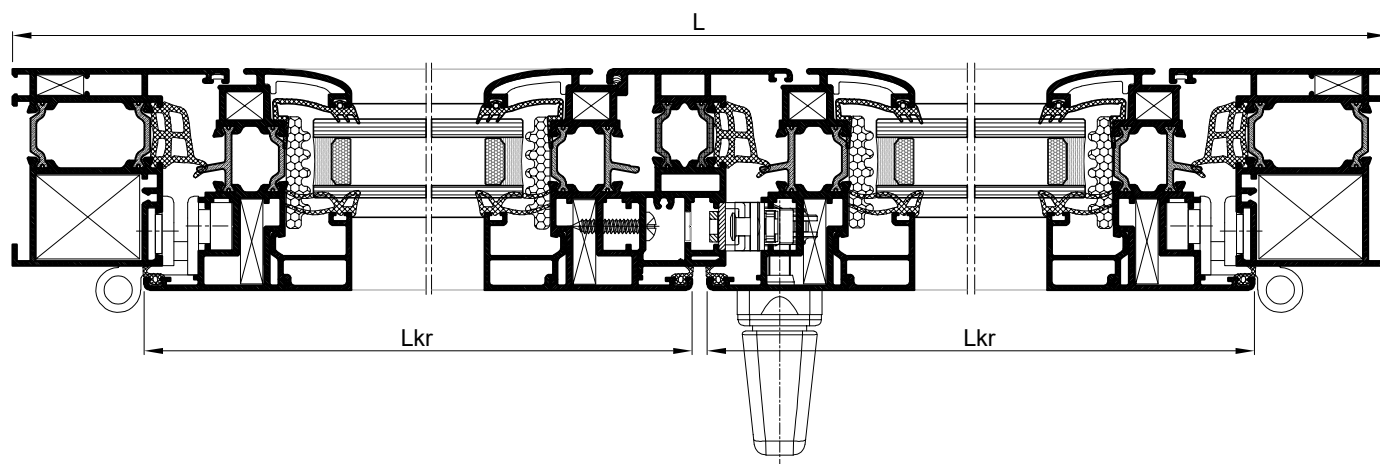
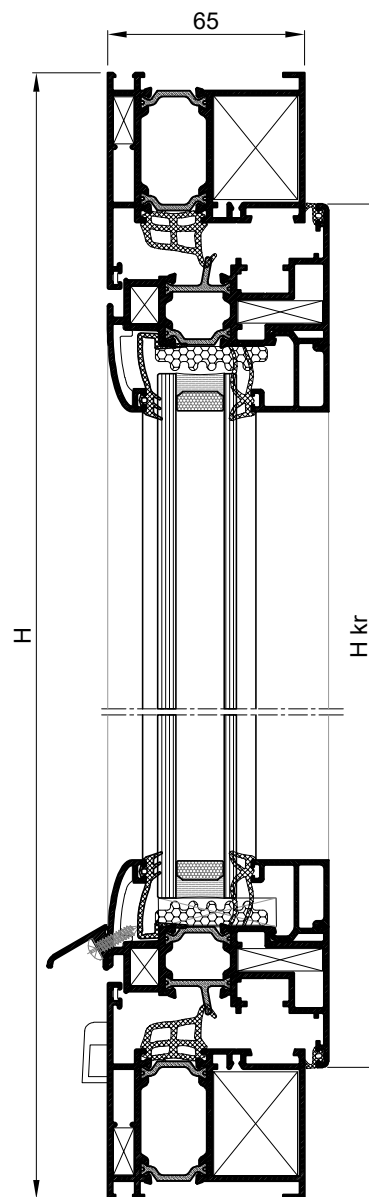
			komp	
			pcs	
730.009	kutnik rama	frame corner bracket	4	
710.452	pomoćni kutnik rama	support frame corn. brac	4	
730.002	pomoćni kutnik rama	support frame corn. brac	4	
710.461	kutnik krila	sash corner bracket	8	
710.443	pomoćni kutnik krila	support sash corn. brac.	8	
730.005	pomoćni kutnik krila	support sash corn. brac.	8	
730.001	pomoćni kutnik krila	support sash corn. brac.	8	
142.054	otkl-zaokr.okov-UNI-JET C	TILT&TURN UNI-JET C	1	
142.055	UNI-JET C za pom.krilo	UNI-JET C for aux. sash	1	
373.003	maska za drenažni otvor	mask for drainage holes	2	
365.043	čep-umetak za FT-0237F	cap-insert for FT-0237F	L+D	
433.017	vijak 3.9x16 za Z40-657	screw 3.9x16 for Z40-657	6	

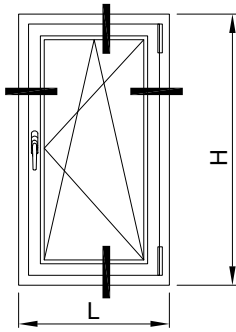
BRTVE
GASKET

			komp	mjer
			pcs	measure
331.001	srednja brtva	middle gasket		2L+3H
321.006	brtva u krilu	gasket in sash		2L+4H
321.004	brtva prema staklu	gasket towards glass		2L+4H
311.004	brtva prema staklu	gasket towards glass		2L+4H
345.001	kutni umetak	corner insert	4	
348.002	ispuna po opsegu stakla	fill around glass		2L+4H

STAKLO
GLASS

		komp	mjer
		pcs	measure
26 mm		2	Lkr-112 x Hkr-112





PROFILI PROFILES

			kom pcs	mjera measure	pilanje cutting
FT-0201	vodoravnica okvira	horizontal frame profile	1	L	45-45
FT-0294	prag	threshold	1	Lkr-4	90-90
FT-0201	okomica okvira	vertical frame profile	2	H	45-90
FT-0244	vodoravnica krila	horizontal sash profile	2	Lkr=L-87	45-45
FT-0244	okomica krila	vertical sash profile	2	Hkr=H-58	45-45
Z40-667	vodoravna lajsna	horizontal bead	2	Lkr=146	90-90
Z40-667	okomita lajsna	vertical bead	2	Hkr=190	90-90
F-1567	okapnica	drip edge	1	Lkr-76	90-90

OKOVI HARDWARE

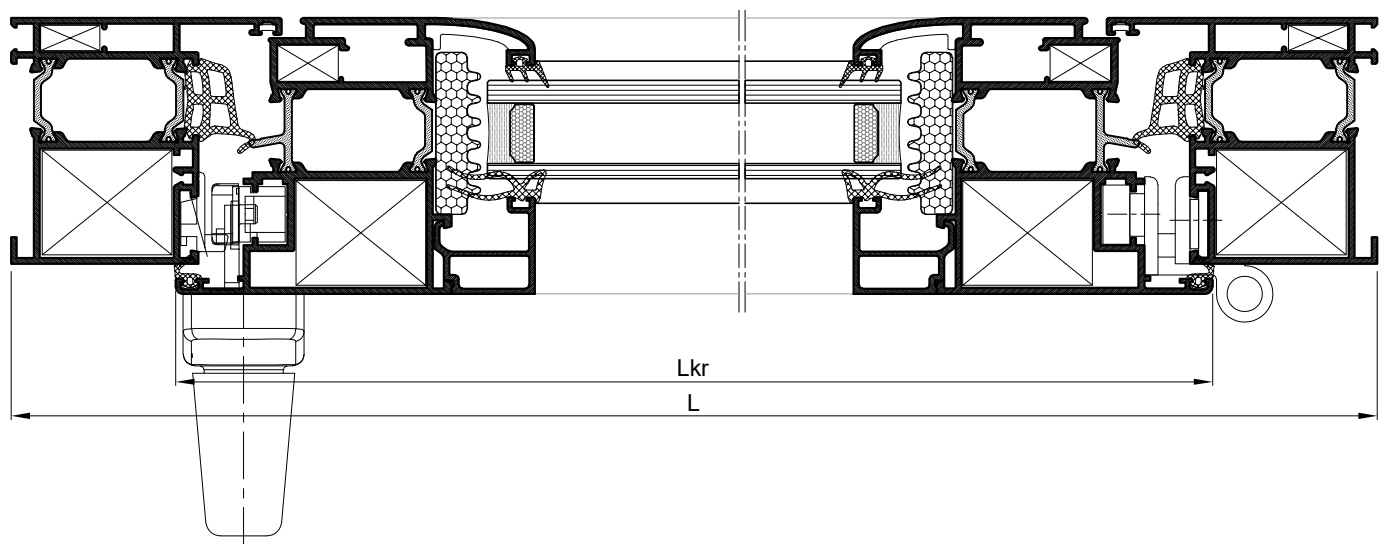
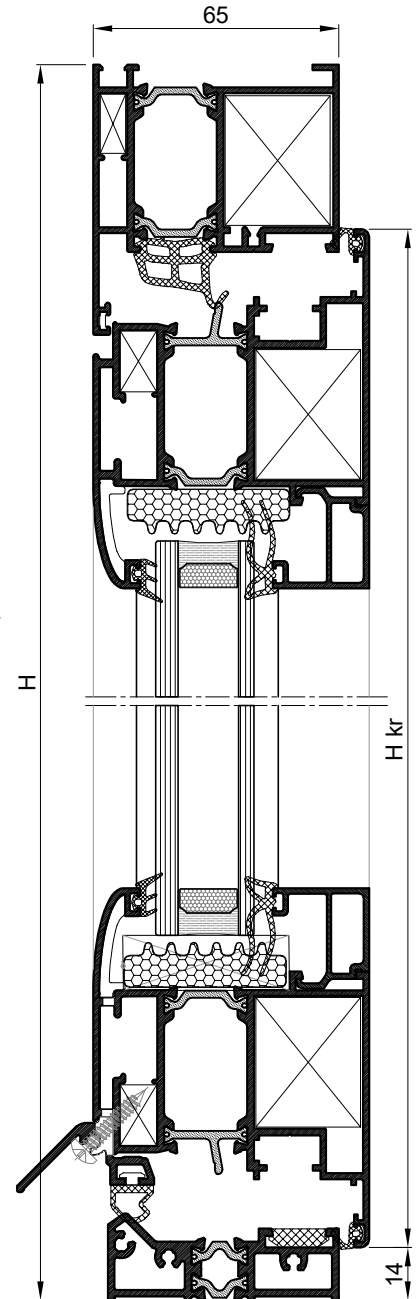
710.072	kutnik rama	frame corner bracket	2		
710.452	pomoćni kutnik rama	support frame corn. brac	2		
730.002	pomoćni kutnik rama	support frame corn. brac	2		
710.072	kutnik krila	sash corner bracket	4		
710.453	pomoćni kutnik krila	support sash corn. brac.	4		
730.005	pomoćni kutnik krila	support sash corn. brac.	4		
730.001	pomoćni kutnik krila	support sash corn. brac.	4		
142.054	Otkl-zaokr.okov-UNI-JET C	TILT&TURN UNI-JET C	1		
433.017	vijak 3.9x16 za F-1567	screw 3.9x16 for 1567	4		
373.055	umetak za F-1567	insert for F-1567	L+D		

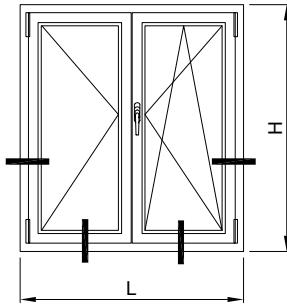
BRTVE GASKETS

331.001	srednja brtva	middle gasket		L+2H	
321.006	brtva u krilu	gasket in sash		2L+2H	
344.088	brtva prema pragu	gasket accor. threshold		L	
344.058	brtva u pragu	gasket in threshold		L	
321.002	brtva prema staklu	gasket towards glass		2L+2H	
311.004	brtva prema staklu	gasket towards glass		2L+2H	
345.001	kutni umetak	corner insert	2		
340.013	ispuna po opsegu stakla	fill around glass		2L+2H	

STAKLO GLASS

26 mm			1	Lkr-165 x Hkr-165	
-------	--	--	---	-------------------	--




PROFILI
PROFILES

			kom pcs	mjera measure	pilanje cutting
FT-0201	vodoravnica okvira	horizontal frame profile	1	L	45-45
FT-0294	prag	threshold	1	L-91	90-90
FT-0201	okomica okvira	vertical frame profile	2	H	45-90
FT-0244	vodoravnica krila	horizontal sash profile	2	Lkr=L-87	45-45
FT-0244	okomica krila	vertical sash profile	2	Hkr=H-58	45-45
FT-0237	profil za okretanje	profile for turning	1	Hkr=68	90-90
Z40-667	vodoravna lajsna	horizontal bead	2	Lkr=146	90-90
Z40-667	okomita lajsna	vertical bead	2	Hkr-190	90-90
F-1567	okapnica	drip edge	2	Lkr-76	90-90

OKOVI
HARDWARE

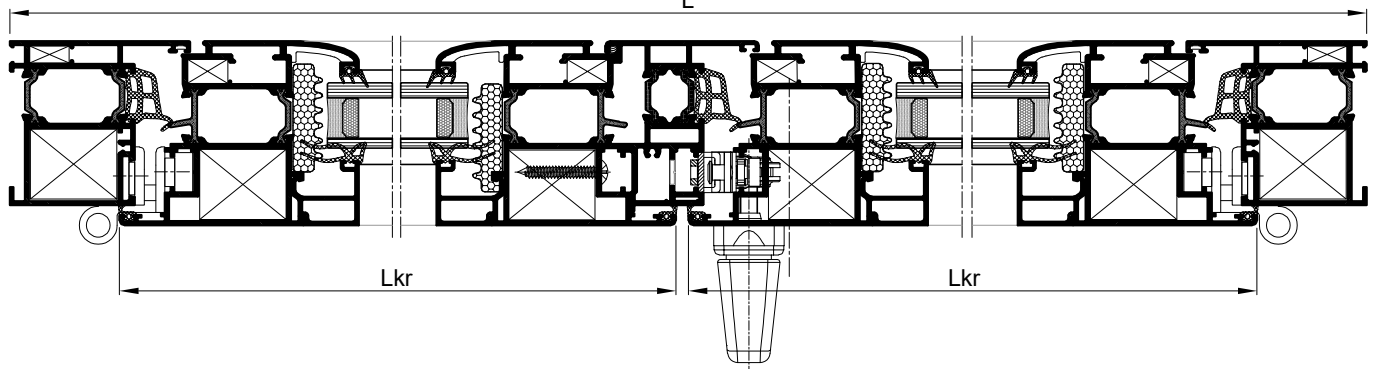
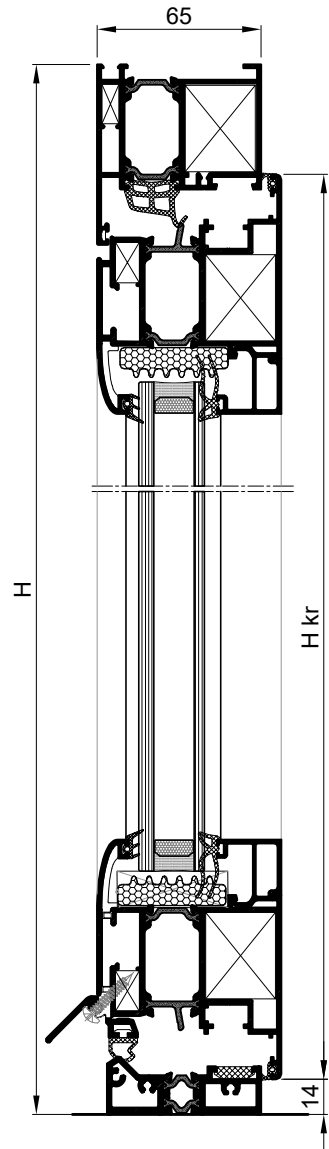
			kom pcs
710.059	kutnik rama	frame corner bracket	2
710.452	pomoćni kutnik rama	support frame corn. brac	2
730.002	pomoćni kutnik rama	support frame corn. brac	2
710.059	kutnik krila	sash corner bracket	8
710.453	pomoćni kutnik krila	support sash corn. brac.	8
730.005	pomoćni kutnik krila	support sash corn. brac.	8
730.001	pomoćni kutnik krila	support sash corn. brac.	4
142.054	otkl-zaokr.okov-UNI-JET C	TILT&TURN UNI-JET C	1
142.055	UNI-JET C za pom.krilo	UNI-JET C for aux. sash	1
365.043	čep-umetak za FT-0237	cap-insert for FT-0237	L+D
373.055	umetak za F-1567	insert for for F-1567	2L+2D
433.017	vijak 3.9x16 za F-1567	screw 3.9x16 for F-1567	8

BRTVE
GASKETS

			kom pcs	mjera measure
331.001	srednja brtva	middle gasket		L+2H
321.006	brtva u krilu	gasket in sash		3L+4H
344.088	brtva prema pragu	gasket accor. threshold		L
344.058	brtva u pragu	gasket in threshold		L
321.002	brtva prema staklu	gasket towards glass		2L+4H
311.003	brtva prema staklu	gasket towards glass		2L+4H
345.001	kutni umetak	corner insert	2	
340.013	ispuna po opsegu stakla	fill around glass		2L+4H

STAKLO
GLASS

	kom pcs	mjera measure
26 mm	2	Lkr-165 x Hkr-165
	L	



FEAL



Skenirajte QR kod i registrirajte
se na partner.feal.ba

*Scan the QR code and register
on partner.feal.ba*

TERMO 65

Knjiga B / *Book B*

Siječanj 2020. / *January 2020*

FEAL d.o.o.

Trnska cesta 146

88220 Široki Brijeg

Bosna i Hercegovina

Tel. +387 39 704-269; 705-807; 705-636

Fax. +387 39 704-358

info@feal.ba

www.feal.ba